

# PRODUCT FAMILY DATASHEET

## OSRAM DULUX D LED EM

LED replacement for CFLni, 2 tubes, with 2-pin G24d base for CCG and AC mains operation



---

### AREAS OF APPLICATION

- General illumination within ambient temperatures from -20...+35 °C
- Supermarkets and department stores
- Walkways and corridors
- Hotels, restaurants
- Outdoor applications only in suitable luminaires

---

### PRODUCT BENEFITS

- LED replacement for conventional compact fluorescent lamps for use in CCG luminaires or on AC mains
- Quick, simple and safe replacement without rewiring
- Rotatable base around its longitudinal axis ( $\pm 90^\circ$ )
- Low energy consumption
- Easy relamping thanks to compact design

---

### PRODUCT FEATURES

- Type of protection: IP20
- Lifetime: up to 30,000 h
- Single-ended two-pin plug-in G24d base



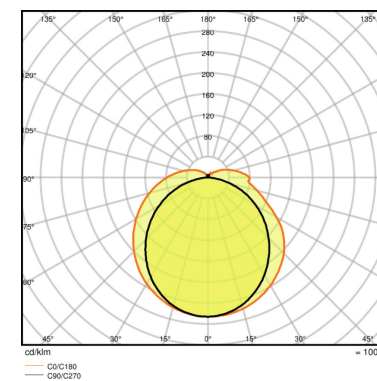
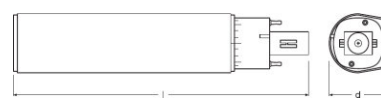
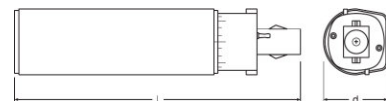
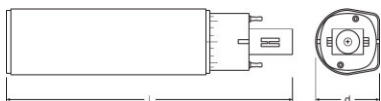
TECHNICAL DATA

Product description	Electrical data						
	Nominal wattage	Nominal voltage	Max. lamp no. on circuit break. B10 A - CCG without compensation	Max. lamp no. on circuit break. B16 A - CCG with compensation	Max. lamp no. on circuit break. 10 A (B)	Max. lamp no. on circuit break. B16 A - CCG without compensation	Max. lamp no. on circuit break. B10 A - CCG with compensation
DULUX D LED EM 13 5 W/3000K G24d-1	5.00 W	220...240 V	270	440	270	440	270
DULUX D LED EM 13 5 W/4000K G24d-1	5.00 W	220...240 V	270	440	270	440	270
DULUX D LED EM 18 7 W/3000K G24d-2	7.00 W	220...240 V	195	315	195	315	195
DULUX D LED EM 18 7 W/4000K G24d-2	7.00 W	220...240 V	195	315	195	315	195
DULUX D LED EM 26 10 W/3000K G24d-3	10.00 W	220...240 V	135	220	135	220	135
DULUX D LED EM 26 10 W/4000K G24d-3	10.00 W	220...240 V	135	220	135	220	135

Product description	Max. lamp no. on circuit break. 16 A (B)	Photometrical data								Light technical data
		Nominal luminous flux	Rated luminous flux	Color temperature	Lumen main.fact.at end of nom.life time	Light color (designation)	Color temperature	Luminous flux	Color rendering index Ra	Warm-up time (60 %)
DULUX D LED EM 13 5 W/3000K G24d-1	440	550 lm	550 lm	3000 K	0.70	Warm White	3000 K	550 lm	≥80	< 0.50 s
DULUX D LED EM 13 5 W/4000K G24d-1	440	600 lm	600 lm	4000 K	0.70	Cool White	4000 K	600 lm	≥80	< 0.50 s
DULUX D LED EM 18 7 W/3000K G24d-2	315	640 lm	640 lm	3000 K	0.70	Warm White	3000 K	640 lm	>83	< 0.50 s
DULUX D LED EM 18 7 W/4000K G24d-2	315	700 lm	700 lm	4000 K	0.70	Cool White	4000 K	700 lm	>83	< 0.50 s
DULUX D LED EM 26 10 W/3000K G24d-3	220	920 lm	920 lm	3000 K	0.70	Warm White	3000 K	920 lm	>83	< 0.50 s
DULUX D LED EM 26 10 W/4000K G24d-3	220	1000 lm	1000 lm	4000 K	0.70	Cool White	4000 K	1000 lm	>83	< 0.50 s

Product description	Beam angle	Dimensions & weight		Temperatures & operating conditions	Lifespan		Additional product data	
		Overall length	Diameter	Ambient temperature range	Nominal lamp life time	Number of switching cycles	Base (standard designation)	Mercury content
DULUX D LED EM 13 5 W/3000K G24d-1	120 °	148.0 mm	35.0 mm	-20...+35 °C	30000 h	200000	G24d-1	0.0 mg
DULUX D LED EM 13 5 W/4000K G24d-1	120 °	148.0 mm	35.0 mm	-20...+35 °C	30000 h	200000	G24d-1	0.0 mg
DULUX D LED EM 18 7 W/3000K G24d-2	120 °	147.5 mm	35.0 mm	-20...+40 °C	30000 h	200000	G24d-2	0.0 mg
DULUX D LED EM 18 7 W/4000K G24d-2	120 °	147.5 mm	35.0 mm	-20...+35 °C	30000 h	200000	G24d-2	0.0 mg
DULUX D LED EM 26 10 W/3000K G24d-3	120 °	170.5 mm	35.0 mm	-20...+40 °C	30000 h	200000	G24d-3	0.0 mg
DULUX D LED EM 26 10 W/4000K G24d-3	120 °	170.5 mm	35.0 mm	-20...+35 °C	30000 h	200000	G24d-3	0.0 mg

Product description	Mercury-free	Capabilities	Certificates & standards
		Dimmable	Photobiological safety group EN62778
DULUX D LED EM 13 5 W/3000K G24d-1	Yes	No	
DULUX D LED EM 13 5 W/4000K G24d-1	Yes	No	RG1
DULUX D LED EM 18 7 W/3000K G24d-2	Yes	No	
DULUX D LED EM 18 7 W/4000K G24d-2	Yes	No	RG1
DULUX D LED EM 26 10 W/3000K G24d-3	Yes	No	
DULUX D LED EM 26 10 W/4000K G24d-3	Yes	No	RG1

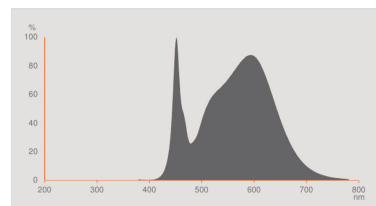
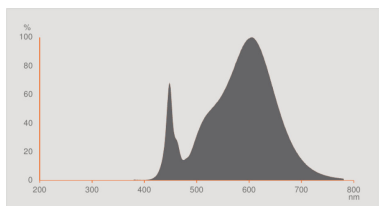


DULUX D LED EM 13 5 W/3000K G24d-1, DULUX D LED EM 13 5 W/4000K G24d-1

DULUX D LED EM 18 7 W/3000K G24d-2, DULUX D LED EM 18 7 W/4000K G24d-2

DULUX D LED EM 26 10 W/3000K G24d-3, DULUX D LED EM 26 10 W/4000K G24d-3

DULUX D LED EM 13 5 W/3000K G24d-1



DULUX D LED EM 18 7 W/3000K G24d-2, DULUX D LED EM 26 10 W/3000K G24d-3

DULUX D LED EM 18 7 W/4000K G24d-2, DULUX D LED EM 26 10 W/4000K G24d-3

**SAFETY ADVICE**

Only suitable for temperatures of up to 35°C inside of the luminaire.  
Not suitable for tandem operation.

**APPLICATION ADVICE**

For more detailed application information and graphics please see product datasheet.

**LOGISTICAL DATA**

Product code	Packaging unit (Pieces/Unit)	Dimensions (length x width x height)	Gross weight	Volume
4058075135093	Shipping carton box 10	205 mm x 91 mm x 180 mm	843.00 g	3.36 dm <sup>3</sup>
4058075135116	Shipping carton box 10	205 mm x 91 mm x 180 mm	841.00 g	3.36 dm <sup>3</sup>

Product code	Packaging unit (Pieces/Unit)	Dimensions (length x width x height)	Gross weight	Volume
4058075024922	Shipping carton box 10	205 mm x 91 mm x 180 mm	842.00 g	3.36 dm <sup>3</sup>
4058075024946	Shipping carton box 10	205 mm x 91 mm x 180 mm	842.00 g	3.36 dm <sup>3</sup>
4058075024984	Shipping carton box 10	205 mm x 91 mm x 200 mm	982.00 g	3.73 dm <sup>3</sup>
4058075025004	Shipping carton box 10	205 mm x 91 mm x 200 mm	982.00 g	3.73 dm <sup>3</sup>

The mentioned product code describes the smallest quantity unit which can be ordered. One shipping unit can contain one or more single products. When placing an order, for the quantity please enter single or multiples of a shipping unit.

---

#### DISCLAIMER

Subject to change without notice. Errors and omission excepted. Always make sure to use the most recent release.