




Rail systems



System information

Three load classes for easy product selection

OBO's tried-and-tested rail system is now more logically structured than ever. It is now easy to choose the right product at a glance from the three load classes: light-duty, medium-duty and heavy-duty. The accessories are also right there in the selection aids. So choosing perfectly-matching products is a breeze.



Light-duty



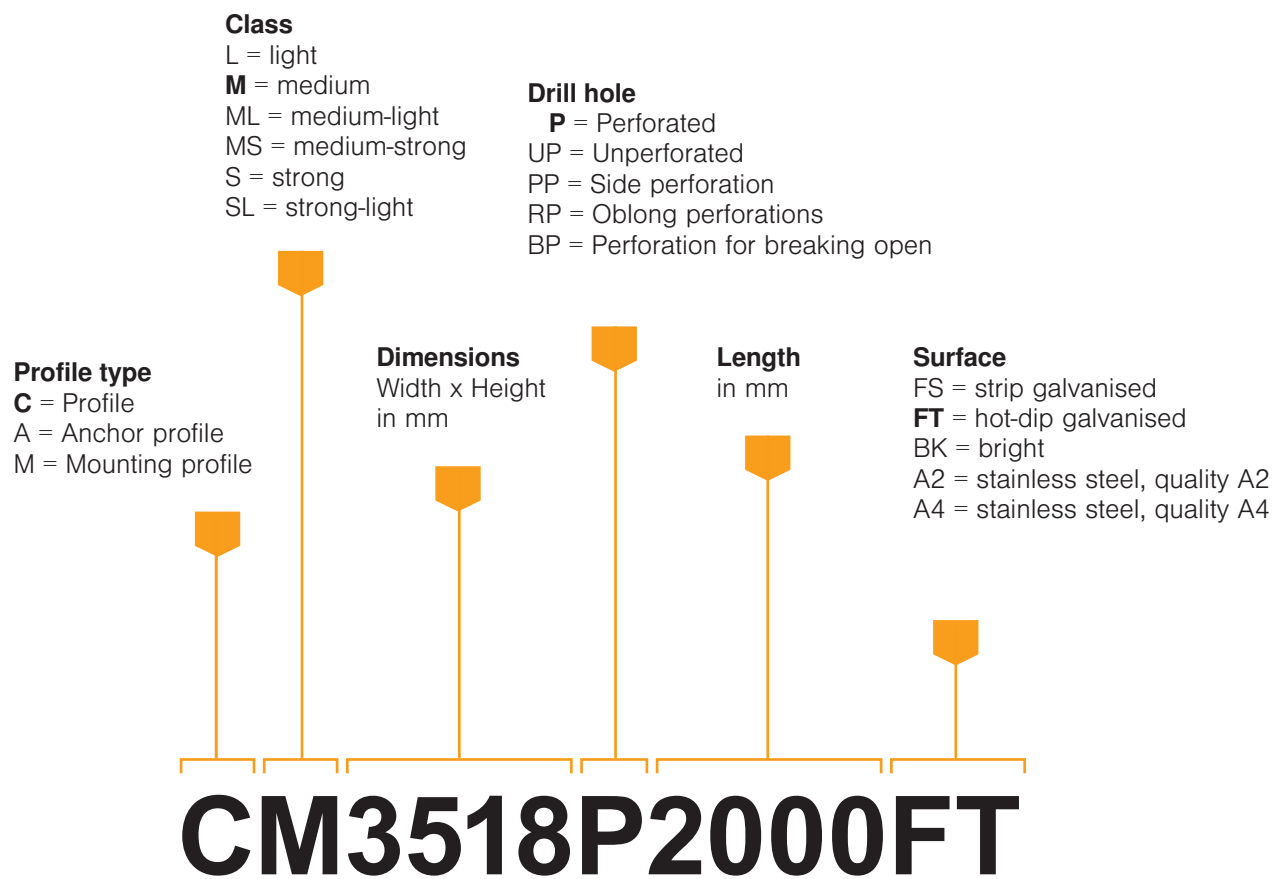
Medium-duty



Heavy-duty



Explanation of model codes



Example

- Rail with C profile
- Load class: medium-duty
- 35 mm width, 18 mm height
- Perforated
- Length 2000 mm
- FT hot-dip galvanised



Rail systems and accessories

light

medium





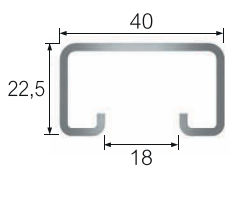
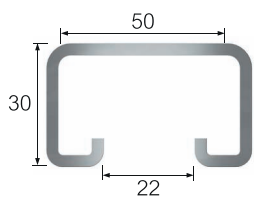
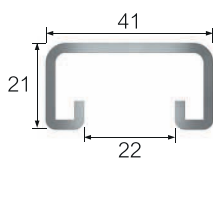
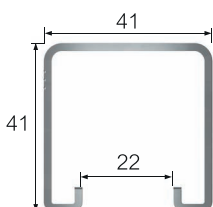












Type	Type CL2008 C profile	Type CL2712 C profile
Material	FS	FS FT
Material thickness	0.75 mm	2 mm
Hole pattern		
Cross-section		

Type CM3015 C profile	Type AM3518 Anchor profile	Type CM3518 C profile
FS FT V2A	FS FT V2A V4A	FS FT V2A V4A
1.75 mm	1.5 mm /2mm	1.25 mm /1.75 mm

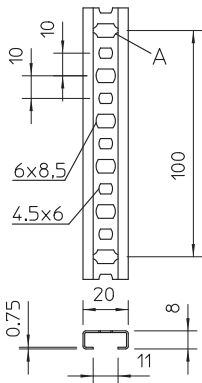
Slide nuts		
Hammer-head bolt/Hook head bolt		
Clamp clip		
Series clip		
Series terminal clip		
Impact clip		

-	-	-
-	-	-

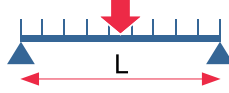
strong

Type MS4022 Mounting profile	Type MS5030 Mounting profile	Type MS4121 Mounting profile	Type MS4141 Mounting profile
FT V2A V4A	FT V2A V4A	FS FT V2A V4A	FS FT V2A V4A
2 mm	3 mm	2 mm	2 mm / 2,5 mm
			
			
			
			
			

CL2008 profile rail, light-duty



Permissible total load at distance between supports of L



Permissible individual load



L [mm]	100	200	300	400	500	600	700	800	1000
F _{perm.} [kN]	0.13	0.13	0.10	0.07	0.06	0.05	0.04	0.03	0.02
q _{perm.} [kN/m]	3.42	1.48	0.66	0.37	0.24	0.15	0.09	0.06	0.03

- The carrying capacities indicated are valid for the hole pattern shown.
- The carrying capacity of the rail lip was determined on the basis of loading at the rail end, for the shortest rail variant. The fastenings were placed in the last holes. The value given for the permissible individual load is valid where both lips are loaded equally.
- Note: clamp clips with N and U bases only exert a load on one rail lip, hence only 50% of the permissible individual load may be exerted.

CL2008 profile rail, slot 11 mm, breakable



Type	Material thickness mm	Length mm	Weight kg/100 m	Item No.
CL2008BP1000FS	0.75	1000	21,000	1105 90 6
CL2008BP2000FS	0.75	2000	21,100	1106 12 0
CL2008BP2000BK	0.75	2000	20,000	1106 02 3

St Steel price/100 m
FS Strip-galvanised BK Bright

Slide nut



Type	Thread	Pack. pcs	Item No.
CL20SN M4 ZL	M4	100	1147 00 8
CL20SN M5 ZL	M5	100	1147 01 2
CL20SN M6 ZL	M6	100	1147 01 6

St Steel /100 pc.
ZL Zinc scale

CL2008 profile rail, slot 11 mm



Type	Material thickness mm	Length mm	Weight kg/100 m	Item No.
CL2008P2000FS	0.75	2000	20,000	1106 62 7
CL2008P2000A2	0.75	2000	21,400	1106 62 8
CL2008UP2000FS	0.75	2000	20,000	1105 12 4
CL2008UP2000A2	0.75	2000	23,550	1105 12 5

St Steel V2A Stainless steel, grade 304 price/100 m
FS Strip-galvanised

Hammer head screw



Type	Thread	Pack. pcs	Item No.
CL20HB M5x25 ZL	M5x25mm	50	1148 00 8
CL20HB M6x25 ZL	M6x25mm	50	1148 01 2
CL20HB M8x25 ZL	M8x25mm	50	1148 01 6

St Steel /100 pc.
ZL Zinc scale

Series clip



Type	Clamping range D mm	Pack. pcs	Item No.
2050 5-25 LGR	5 - 25	100	2254 02 6
2050 5-25 RW	5 - 25	100	2254 52 2
2051 8-36 LGR	8 - 36	100	2254 03 4
2051 8-36 LGR KS	8 - 36	100	2254 03 6

PS Polystyrene /100 pc.

Series terminal clip



Type	Clamping range D mm	Pack. pcs	Item No.
2036 4-7 LGR	4 - 7	25	2259 07 9
2036 10-15 LGR	10 - 15	25	2259 14 1

PE Polyethylene /100 pc.

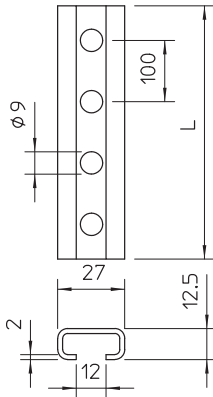
Impact clip



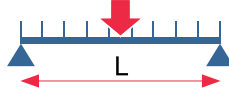
Type	Clamping range D mm	Pack. pcs	Item No.
2047 5-25 LGR	5 - 25	100	2251 25 6

PS Polystyrene /100 pc.

CL2712 profile rail, light-duty



Permissible total load at distance between supports of L



Permissible individual load



L [mm]	200	300	400	500	600	700	800	1000
$F_{perm.}$ [kN]	0.78	0.52	0.39	0.31	0.26	0.22	0.2	0.15
$q_{perm.}$ [kN/m]	7.85	3.49	1.96	1.26	0.87	0.64	0.47	0.24

- The carrying capacities indicated are valid for the hole pattern shown.
- The carrying capacity of the rail lip was determined on the basis of loading at the rail end, for the shortest rail variant. The fastenings were placed in the last holes. The value given for the permissible individual load is valid where both lips are loaded equally.
- Note: clamp clips with N and U bases only exert a load on one rail lip, hence only 50% of the permissible individual load may be exerted.

CL2712 profile rail, slot 12 mm, perforated



Type	Material thickness mm	Length mm	Weight kg/100 m	Item No.
CL2712P2000FS	2	2000	85,000	1109 52 5
CL2712P2000FT	2	2000	89,500	1109 52 9
CL2712UP2000FT	2	2000	90,000	1109 02 2
CL2712UP2000BK	2	2000	90,000	1109 01 4

St Steel price/100 m
 FS Strip-galvanised BK Bright FT Hot-dip galvanised

Slide nut



Type	Thread	Pack. pcs	Item No.
CL27SN M4 ZL	M4	100	1147 02 0
CL27SN M5 ZL	M5	100	1147 02 4
CL27SN M6 ZL	M6	100	1147 02 8
CL27SN M8 ZL	M8	100	1147 03 2

St Steel /100 pc.
 ZL Zinc scale

Hammer head screw



Type	Thread	Pack. pcs	Item No.
CL27HB M5x25 ZL	M5x25mm	50	1148 02 0
CL27HB M6x25 ZL	M6x25mm	50	1148 02 4
CL27HB M8x25 ZL	M8x25mm	50	1148 02 8

St Steel /100 pc.
 ZL Zinc scale

Series clip



Type	Clamping range D mm	Pack. pcs	Item No.
2050 5-25 LGR	5 - 25	100	2254 02 6
2050 5-25 RW	5 - 25	100	2254 52 2
2051 8-36 LGR	8 - 36	100	2254 03 4
2051 8-36 LGR KS	8 - 36	100	2254 03 6

PS Polystyrene /100 pc.

Series terminal clip



Type	Clamping range D mm	Pack. pcs	Item No.
2036 4-7 LGR	4 - 7	25	2259 07 9
2036 10-15 LGR	10 - 15	25	2259 14 1

PE Polyethylene /100 pc.

Impact clip



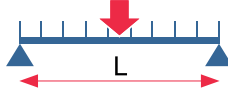
Type	Clamping range D mm	Pack. pcs	Item No.
2047 5-25 LGR	5 - 25	100	2251 25 6

PS Polystyrene /100 pc.

CM3015 profile rail, medium-duty



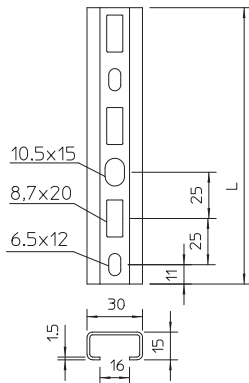
Permissible total load at distance between supports of L



Permissible individual load



L [mm]	200	300	400	500	600	700	800	1000
F _{perm.} [kN]	0.50	0.50	0.40	0.32	0.27	0.23	0.20	0.16
q _{perm.} [kN/m]	6.60	3.58	2.01	1.29	0.89	0.66	0.50	0.31



- The carrying capacities indicated are valid for the hole pattern shown.
- The carrying capacity of the rail lip was determined on the basis of loading at the rail end, for the shortest rail variant. The fastenings were placed in the last holes. The value given for the permissible individual load is valid where both lips are loaded equally.
- Note: clamp clips with N and U bases only exert a load on one rail lip, hence only 50% of the permissible individual load may be exerted.

CM3015 profile rail, slot 16 mm



Type	Material thickness mm	Length mm	Weight kg/100 m	Item No.
CM3015P2000FS	1.5	2000	69,000	1110 00 2
CM3015P1000FT	1.5	1000	73,000	1109 86 3
CM3015P2000FT	1.5	2000	73,000	1109 87 1
CM3015UP2000FS	1.5	2000	75,500	1110 00 4

Sl Steel

FS Strip-galvanised FT Hot-dip galvanised

price/100 m

CM3015 profile rail, slot 16 mm



Type	Material thickness mm	Length mm	Weight kg/100 pcs.	Item No.
CM3015P0200FT	1.5	200	15,000	1109 78 2
CM3015P0300FT	1.5	300	22,000	1109 79 0
CM3015P0400FT	1.5	400	30,000	1109 80 4
CM3015P0500FT	1.5	500	37,000	1109 81 2
CM3015P0600FT	1.5	600	44,000	1109 82 0
CM3015P0700FT	1.5	700	50,000	1109 83 9
CM3015P0800FT	1.5	800	56,000	1109 84 7

Sl Steel

FT Hot-dip galvanised

/100 pc.

Slide nut



Type	Thread	Pack. pcs	Item No.
ACMSN M6 ZL	M6	100	1147 05 6
ACMSN M8 ZL	M8	100	1147 06 0
ACMSN M10 ZL	M10	100	1147 06 4
ACMSN M6 A4	M6	100	1147 07 6
ACMSN M8 A4	M8	100	1147 08 0
ACMSN M10 A4	M10	100	1147 08 4

St Steel V4A Stainless steel, A4 /100 pc.

ZL Zinc scale

Series clip



Type	Clamping range D mm	Pack. pcs	Item No.
2054 14-48 LGR	14 - 48	25	2255 01 4
2055 24-72 LGR	24 - 72	20	2255 02 2

PA Polyamide /100 pc.

Hammer head screw

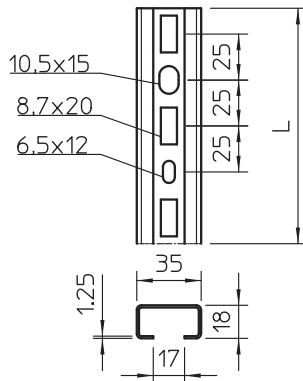


Type	Thread	Pack. pcs	Item No.
ACMHB M6x30 ZL	M6x30mm	50	1148 05 6
ACMHB M8x30 ZL	M8x30mm	50	1148 06 0
ACMHB M8x60 ZL	M8x60mm	25	1148 06 4
ACMHB M10x30 ZL	M10x30mm	50	1148 06 8
ACMHB M10x60 ZL	M10x60mm	25	1148 07 2
ACMHB M6x30 A4	M6x30mm	50	1148 07 6
ACMHB M8x30 A4	M8x30mm	50	1148 08 0
ACMHB M8x60 A4	M8x60mm	25	1148 08 4
ACMHB M10x30 A4	M10x30mm	50	1148 08 8
ACMHB M10x60 A4	M10x60mm	25	1148 09 2

St Steel V4A Stainless steel, A4 /100 pc.

ZL Zinc scale

CML3518 profile rail, medium-duty



Permissible total load at distance between supports of L



Permissible individual load

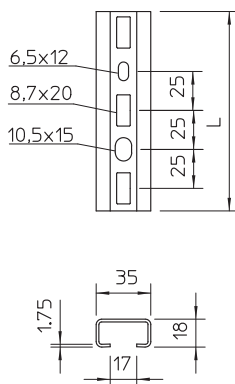


**End: 0.38 kN
Middle: 1.06 kN**

L [mm]	200	300	400	500	600	700	800	1000
$F_{perm.}$ [kN]	0.92	0.82	0.62	0.49	0.41	0.35	0.31	0.25
$q_{perm.}$ [kN/m]	4.58	4.58	3.09	1.98	1.37	1.01	0.77	0.49

- The carrying capacities indicated are valid for the hole pattern shown.
- The carrying capacity of the rail lip was determined on the basis of loading at the rail end, for the shortest rail variant. The fastenings were placed in the last holes. The value given for the permissible individual load is valid where both lips are loaded equally.
- Note: clamp clips with N and U bases only exert a load on one rail lip, hence only 50% of the permissible individual load may be exerted.

CMS3518 profile rail, medium-duty



Permissible total load at distance between supports of L



Permissible individual load



**End: 0.73 kN
Middle: 1.96 kN**

L [mm]	200	300	400	500	600	700	800	1000
$F_{perm.}$ [kN]	1.59	1.06	0.79	0.64	0.53	0.45	0.40	0.32
$q_{perm.}$ [kN/m]	8.98	7.06	3.97	2.54	1.77	1.30	0.99	0.64

- The carrying capacities indicated are valid for the hole pattern shown.
- The carrying capacity of the rail lip was determined on the basis of loading at the rail end, for the shortest rail variant. The fastenings were placed in the last holes. The value given for the permissible individual load is valid where both lips are loaded equally.
- Note: clamp clips with N and U bases only exert a load on one rail lip, hence only 50% of the permissible individual load may be exerted.

CM3518 profile rail, slot 17 mm



Type	Material thickness mm	Length mm	Weight kg/100 pcs.	Item No.
CML3518P0150FS	1.25	150	10,600	1104 24 1
CML3518P0200FS	1.25	200	14,200	1104 26 8
CML3518P0300FS	1.25	300	21,300	1104 28 4
CML3518P0400FS	1.25	400	28,400	1104 29 2
CML3518P0500FS	1.25	500	35,500	1104 30 6
CML3518P0600FS	1.25	600	42,600	1104 31 0
CML3518P0700FS	1.25	700	49,700	1104 31 5
CML3518P0800FS	1.25	800	56,800	1104 32 0
CML3518P0900FS	1.25	900	63,900	1104 32 5
CML3518P0150FT	1.25	150	11,400	1104 55 0
CML3518P0200FT	1.25	200	15,300	1104 55 2
CML3518P0300FT	1.25	300	22,900	1104 55 4
CML3518P0400FT	1.25	400	30,500	1104 55 6
CML3518P0500FT	1.25	500	38,200	1104 55 8
CML3518P0600FT	1.25	600	45,800	1104 56 0
CML3518P0700FT	1.25	700	53,400	1104 56 2
CML3518P0800FT	1.25	800	61,100	1104 56 4
CML3518P0900FT	1.25	900	68,700	1104 56 6
CMS3518P0150FS	1.75	150	14,670	1104 34 9
CMS3518P0200FS	1.75	200	19,560	1104 35 7
CMS3518P0300FS	1.75	300	29,340	1104 37 3
CMS3518P0400FS	1.75	400	39,120	1104 39 1
CMS3518P0500FS	1.75	500	48,900	1104 40 3
CMS3518P0600FS	1.75	600	58,680	1104 41 1
CMS3518P0700FS	1.75	700	68,460	1104 42 2
CMS3518P0800FS	1.75	800	78,240	1104 42 7
CMS3518P0900FS	1.75	900	88,020	1104 43 5
CMS3518P0150FT	1.75	150	15,435	1104 58 1
CMS3518P0200FT	1.75	200	20,580	1104 58 3
CMS3518P0300FT	1.75	300	30,870	1104 58 5
CMS3518P0400FT	1.75	400	41,160	1104 58 7
CMS3518P0500FT	1.75	500	51,450	1104 58 9
CMS3518P0600FT	1.75	600	61,740	1104 59 1
CMS3518P0700FT	1.75	700	72,030	1104 59 3
CMS3518P0800FT	1.75	800	82,320	1104 59 5
CMS3518P0900FT	1.75	900	92,610	1104 59 7

St Steel /100 pc.
FS Strip-galvanised FT Hot-dip galvanised

CM3518 profile rail, slot 17 mm



Type	Material thickness mm	Length mm	Weight kg/100 m	Item No.
CML3518P1000FS	1.25	1000	71,000	1104 49 7
CML3518P2000FS	1.25	2000	71,000	1104 50 0
CML3518P1000FT	1.25	1000	73,600	1104 56 8
CML3518P2000FT	1.25	2000	73,600	1104 57 0
CMS3518P1000FS	1.75	1000	97,800	1104 44 5
CMS3518P2000FS	1.75	2000	97,800	1104 45 4
CMS3518P1000FT	1.75	1000	102,900	1104 59 8
CMS3518P2000FT	1.75	2000	102,900	1104 59 9
CML3518P1000A2	1.25	1000	71,000	1104 49 8
CML3518P2000A2	1.25	2000	71,000	1104 50 1

St Steel V2A Stainless steel, grade 304 price/100 m
FS Strip-galvanised FT Hot-dip galvanised

Slide nut



Type	Thread	Pack. pcs	Item No.
ACMSN M6 ZL	M6	100	1147 05 6
ACMSN M8 ZL	M8	100	1147 06 0
ACMSN M10 ZL	M10	100	1147 06 4
ACMSN M6 A4	M6	100	1147 07 6
ACMSN M8 A4	M8	100	1147 08 0
ACMSN M10 A4	M10	100	1147 08 4

St Steel V4A Stainless steel, A4 /100 pc.
ZL Zinc scale

Hammer head screw



Type	Thread	Pack. pcs	Item No.
ACMHB M6x30 ZL	M6x30mm	50	1148 05 6
ACMHB M8x30 ZL	M8x30mm	50	1148 06 0
ACMHB M8x60 ZL	M8x60mm	25	1148 06 4
ACMHB M10x30 ZL	M10x30mm	50	1148 06 8
ACMHB M10x60 ZL	M10x60mm	25	1148 07 2
ACMHB M6x30 A4	M6x30mm	50	1148 07 6
ACMHB M8x30 A4	M8x30mm	50	1148 08 0
ACMHB M8x60 A4	M8x60mm	25	1148 08 4
ACMHB M10x30 A4	M10x30mm	50	1148 08 8
ACMHB M10x60 A4	M10x60mm	25	1148 09 2

St Steel V4A Stainless steel, A4 /100 pc.
ZL Zinc scale

Self-build profile



Type	Length mm	Pack. m	Item No.
CMCP3000FT	3000	30	6350 20 8

St Steel /m
FT Hot-dip galvanised

Head plate



Type	Pack. pcs	Item No.
CM3518 KP FT	25	6350 05 4

St Steel /pc.
FT Hot-dip galvanised

Series clip



Type	Clamping range D mm	Pack. pcs	Item No.
2054 14-48 LGR	14 - 48	25	2255 01 4
2055 24-72 LGR	24 - 72	20	2255 02 2

PA Polyamide /100 pc.

Protective cap



Type	Colour	Pack. pcs	Item No.
CM3518 SK	Pastel orange	50	1124 50 2

PE Polyethylene /100 pc.

Triangular node



Type	Pack. pcs	Item No.
CM3518 KD FT	25	6350 10 0

St Steel /pc.
FT Hot-dip galvanised

90° mounting bracket



Type	Pack. pcs	Item No.
CMW90G	25	6350 15 1

St Steel /pc.
G Electro galvanised

Support clamp, for profile rail CM3518



Type	Flange thickness mm	Pack. pcs	Item No.
328 1	5 - 11	50	1408 01 1
328 2	10 - 19	50	1408 04 6

St Steel /100 pc.
ZL Zinc scale

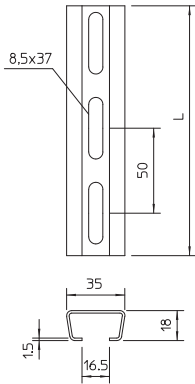

Clamping lug for clamp fastening system



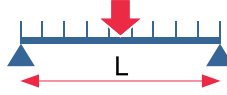
Type	Bolt	Pack. pcs	Item No.
KL1 10 S FT	M 10 x 40	10	6354 10 6
KL1 15 S FT	M 10 x 50	10	6354 11 4
KL1 20 S FT	M 10 x 50	10	6354 12 2

St Steel /pc.
FT Hot-dip galvanised

AML3518 profile rail, medium-duty



Permissible total load at distance between supports of L



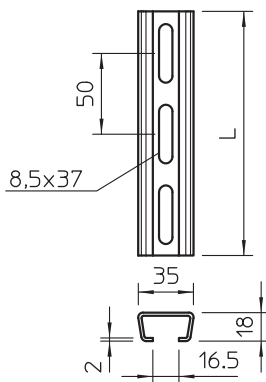

Permissible individual load



L [mm]	200	300	400	500	600	700	800	1000
$F_{perm.}$ [kN]	0.68	0.68	0.65	0.52	0.43	0.37	0.32	0.26
$q_{perm.}$ [kN/m]	4.60	4.60	3.24	2.07	1.44	1.06	0.81	0.52

- The carrying capacities indicated are valid for the hole pattern shown.
- The carrying capacity of the rail lip was determined on the basis of loading at the rail end, for the shortest rail variant. The fastenings were placed in the last holes. The value given for the permissible individual load is valid where both lips are loaded equally.
- Note: clamp clips with N and U bases only exert a load on one rail lip, hence only 50% of the permissible individual load may be exerted.

AMS3518 profile rail, medium-duty



Permissible total load at distance between supports of L



Permissible individual load



L [mm]	200	300	400	500	600	700	800	1000
$F_{perm.}$ [kN]	1.17	1.12	0.84	0.67	0.59	0.48	0.42	0.34
$q_{perm.}$ [kN/m]	8.16	7.49	4.21	2.70	1.87	1.38	1.05	0.67

- The carrying capacities indicated are valid for the hole pattern shown.
- The carrying capacity of the rail lip was determined on the basis of loading at the rail end, for the shortest rail variant. The fastenings were placed in the last holes. The value given for the permissible individual load is valid where both lips are loaded equally.
- Note: clamp clips with N and U bases only exert a load on one rail lip, hence only 50% of the permissible individual load may be exerted.

Anchor rail AML3518, slot 16.5 mm



Type	Material thickness mm	Length mm	Weight kg/100 m	Item No.
AML3518P1000FS	1.5	1000	82,000	1119 64 6
AML3518P2000FS	1.5	2000	82,500	1119 64 8
AML3518P1000FT	1.5	1000	89,000	1119 67 2
AML3518P2000FT	1.5	2000	89,000	1119 65 6
AML3518P1000A2	1.5	1000	82,000	1119 70 0
AML3518P2000A2	1.5	2000	80,000	1119 70 2
AML3518P6000A2	1.5	6000	80,000	1119 72 9

St Steel V2A Stainless steel, V2A Stainless steel, A2 price/100 m grade 304
 FS Strip-galvanised FT Hot-dip galvanised

Anchor rail AML3518, slot 16.5 mm



Type	Material thickness mm	Length mm	Weight kg/100 pcs.	Item No.
AML3518P0200FT	1.5	200	17,800	1119 69 6
AML3518P0300FT	1.5	300	26,700	1119 69 3
AML3518P0400FT	1.5	400	35,600	1119 69 0
AML3518P0500FT	1.5	500	44,500	1119 68 7
AML3518P0600FT	1.5	600	53,400	1119 68 4
AML3518P0700FT	1.5	700	62,300	1119 68 1
AML3518P0800FT	1.5	800	71,200	1119 67 8

St Steel /100 pc.
 FT Hot-dip galvanised

Anchor rail AM3518, slot 16.5 mm, unperforated



Type	Material thickness mm	Length mm	Weight kg/100 m	Item No.
AML3518UP2000FS	1.5	2000	90,000	1118 22 6
AML3518UP2000FT	1.5	2000	89,400	1118 12 9
AML3518UP6000FT	1.5	6000	94,840	1118 15 3
AML3518UP2000BK	1.5	2000	90,000	1118 02 1
AML3518UP2000A2	1.5	2000	90,000	1112 00 7
AMS3518UP2000FS	2	2000	116,000	1112 12 0
AMS3518UP6000FS	2	6000	116,000	1112 13 9
AMS3518UP2000FT	2	2000	121,350	1112 22 8
AMS3518UP6000FT	2	6000	111,167	1112 24 4
AMS3518UP2000BK	2	2000	116,000	1112 02 3
AMS3518UP6000BK	2	6000	116,000	1112 07 4
AMS3518UP2000A2	2	2000	116,000	1110 00 5

St Steel V2A Stainless steel, V2A Stainless steel, A2 price/100 m grade 304
 FS Strip-galvanised BK Bright FT Hot-dip galvanised

Anchor rail AMS3518, slot 16.5 mm



Type	Material thickness mm	Length mm	Weight kg/100 m	Item No.
AMS3518P1000FS	2	1000	115,000	1112 73 5
AMS3518P2000FS	2	2000	115,000	1112 70 8
AMS3518P1000FT	2	1000	122,000	1112 75 5
AMS3518P2000FT	2	2000	122,000	1112 75 9
AMS3518P1000A2	2	1000	107,000	1118 42 1
AMS3518P2000A2	2	2000	107,000	1112 70 9

St Steel V2A Stainless steel, V2A Stainless steel, A2 price/100 m grade 304
 FS Strip-galvanised FT Hot-dip galvanised

Slide nut



Type	Thread	Pack. pcs	Item No.
ACMSN M6 ZL	M6	100	1147 05 6
ACMSN M8 ZL	M8	100	1147 06 0
ACMSN M10 ZL	M10	100	1147 06 4
ACMSN M6 A4	M6	100	1147 07 6
ACMSN M8 A4	M8	100	1147 08 0
ACMSN M10 A4	M10	100	1147 08 4

St Steel V4A Stainless steel, A4 /100 pc.
ZL Zinc scale

Series clip



Type	Clamping range D mm	Pack. pcs	Item No.
2054 14-48 LGR	14 - 48	25	2255 01 4
2055 24-72 LGR	24 - 72	20	2255 02 2

PA Polyamide /100 pc.

Self-build profile



Type	Length mm	Pack. m	Item No.
CMCP3000FT	3000	30	6350 20 8

St Steel /m
FT Hot-dip galvanised

Head plate



Type	Pack. pcs	Item No.
CM3518 KP FT	25	6350 05 4

St Steel /pc.
FT Hot-dip galvanised

Hammer head screw



Type	Thread	Pack. pcs	Item No.
ACMHB M6x30 ZL	M6x30mm	50	1148 05 6
ACMHB M8x30 ZL	M8x30mm	50	1148 06 0
ACMHB M8x60 ZL	M8x60mm	25	1148 06 4
ACMHB M10x30 ZL	M10x30mm	50	1148 06 8
ACMHB M10x60 ZL	M10x60mm	25	1148 07 2
ACMHB M6x30 A4	M6x30mm	50	1148 07 6
ACMHB M8x30 A4	M8x30mm	50	1148 08 0
ACMHB M8x60 A4	M8x60mm	25	1148 08 4
ACMHB M10x30 A4	M10x30mm	50	1148 08 8
ACMHB M10x60 A4	M10x60mm	25	1148 09 2

St Steel V4A Stainless steel, A4 /100 pc.
ZL Zinc scale

Protective cap



Type	Colour	Pack. pcs	Item No.
CM3518 SK	Pastel orange	50	1124 50 2

PE Polyethylene /100 pc.

Triangular node



Type	Pack. pcs	Item No.
CM3518 KD FT	25	6350 10 0

St Steel /pc.
FT Hot-dip galvanised

90° mounting bracket

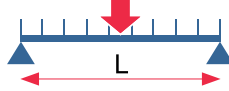


Type	Pack. pcs	Item No.
CMW90G	25	6350 15 1
St Steel		/pc.
G Electrogalvanised		

MS4022 mounting rail, heavy-duty



Permissible total load at distance between supports of L

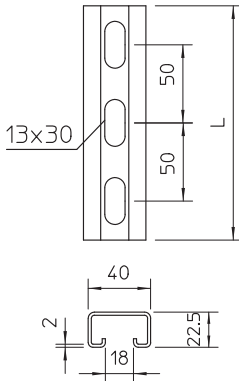


Permissible individual load



End: 1.18 kN
Middle: 3.21 kN

L [mm]	200	300	400	500	600	700	800	1000
F _{perm.} [kN]	2.76	1.94	1.46	1.16	0.97	0.83	0.73	0.58
q _{perm.} [kN/m]	13.82	12.93	7.28	4.66	3.23	2.38	1.82	1.16



- The carrying capacities indicated are valid for the hole pattern shown.
- The carrying capacity of the rail lip was determined on the basis of loading at the rail end, for the shortest rail variant. The fastenings were placed in the last holes. The value given for the permissible individual load is valid where both lips are loaded equally.
- Note: clamp clips with N and U bases only exert a load on one rail lip, hence only 50% of the permissible individual load may be exerted.

MS4022 profile rail, heavy-duty, slot 18 mm



Type	Material thickness mm	Length mm	Weight kg/100 m	Item No.
MS4022P2000FT	2	2000	160,000	1121 97 9
MS4022P6000FT	2	6000	160,000	1121 89 8
MS4022P2000A2	2	2000	152,500	1121 96 0
MS4022P6000A2	2	6000	152,500	1121 90 1
MS4022P2000A4	2	2000	147,600	1121 96 3
MS4022P6000A4	2	6000	147,600	1121 90 3

St Steel V2A Stainless steel, grade 304 V4A Stainless steel, grade 316 Ti price/100 m
FT Hot-dip galvanised

MS4022 profile rail, heavy-duty, slot 18 mm



Type	Width mm	Pack. pcs	Item No.
MS4022P0492FT	492	10	6007 24 4
MS4022P0592FT	592	10	6007 25 2
MS4022P0692FT	692	10	6007 26 0
MS4022P0792FT	792	10	6007 27 9
MS4022P0892FT	892	10	6007 28 7
MS4022P0992FT	992	10	6007 29 5
MS4022P1092FT	1092	10	6007 30 9
MS4022P1192FT	1192	10	6007 31 7

St Steel /pc.
FT Hot-dip galvanised

Slide nut



Type	Thread	Pack. pcs	Item No.
MS40SN M6 ZL	M6	50	1147 10 6
MS40SN M8 ZL	M8	50	1147 11 0
MS40SN M10 ZL	M10	50	1147 11 4
MS40SN M12 ZL	M12	50	1147 11 8
MS40SN M6 A4	M6	50	1147 12 6
MS40SN M8 A4	M8	50	1147 13 0
MS40SN M10 A4	M10	50	1147 13 4
MS40SN M12 A4	M12	50	1147 13 8

St Steel V4A Stainless steel, A4 /100 pc.
ZL Zinc scale

Protective cap



Type	Colour	Pack. pcs	Item No.
MS4022 SK	Pastel orange	25	1124 55 5

PE Polyethylene /100 pc.

Rung seat for steel supports



Type	Pack. pair	Item No.
SAA CPS 4 FT	5	6007 49 8

St Steel /pair
FT Hot-dip galvanised

Hammer head screw



Type	Thread	Pack. pcs	Item No.
MS40HB M6x30 ZL	M6x30mm	50	1148 10 6
MS40HB M8x30 ZL	M8x30mm	50	1148 11 0
MS40HB M8x60 ZL	M8x60mm	25	1148 11 4
MS40HB M10x30 ZL	M10x30mm	50	1148 11 8
MS40HB M10x60 ZL	M10x60mm	25	1148 12 2
MS40HB M12x30 ZL	M12x30mm	50	1148 12 6
MS40HB M12x60 ZL	M12x60mm	25	1148 13 0
MS40HB M6x30 A4	M6x30mm	50	1148 14 6
MS40HB M8x30 A4	M8x30mm	50	1148 15 0
MS40HB M8x60 A4	M8x60mm	25	1148 15 4
MS40HB M10x30 A4	M10x30mm	50	1148 16 0
MS40HB M10x60 A4	M10x60mm	25	1148 16 4
MS40HB M12x30 A4	M12x30mm	50	1148 16 8
MS40HB M12x60 A4	M12x60mm	25	1148 17 0

St Steel V4A Stainless steel, A4 /100 pc.
ZL Zinc scale

Chuck jaw, light-duty TKH, for MS4022, 18- 22 mm slot width



Type	Bolt	F in kN	Pack. pair	Item No.
TKH-L-25 FT	M10 x 25	10	10	6355 81 2

St Steel /pair
FT Hot-dip galvanised

MS5030 mounting rail, heavy-duty



Permissible total load at distance between supports of L

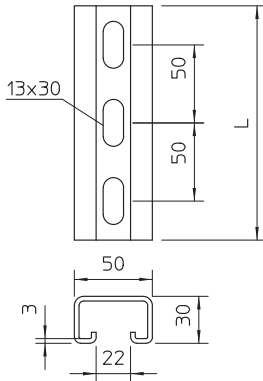


Permissible individual load




End: 3.08 kN
Middle: 7.87 kN

L [mm]	200	300	400	500	600	700	800	1000
F _{perm.} [kN]	6.15	6.38	4.78	3.83	3.19	2.73	2.39	1.91
q _{perm.} [kN/m]	30.76	30.76	23.91	15.31	10.63	7.81	5.98	3.83



- The carrying capacities indicated are valid for the hole pattern shown.
- The carrying capacity of the rail lip was determined on the basis of loading at the rail end, for the shortest rail variant. The fastenings were placed in the last holes. The value given for the permissible individual load is valid where both lips are loaded equally.
- Note: clamp clips with N and U bases only exert a load on one rail lip, hence only 50% of the permissible individual load may be exerted.

MS5030 mounting rail, slot 22 mm



Type	Material thickness mm	Length mm	Weight kg/100 pcs.	Item No.
MS5030RP0220FT	3	220	69,000	6349 40 4
MS5030RP0260FT	3	260	81,500	6349 41 2
MS5030RP0300FT	3	300	94,000	6349 43 9
MS5030RP0340FT	3	340	107,000	6349 44 7
MS5030RP0380FT	3	380	119,000	6349 46 3

St Steel

/pc.

FT Hot-dip galvanised

MS5030 mounting rail, slot 22 mm



Type	Material thickness mm	Length mm	Weight kg/100 m	Item No.
MS5030P1000FT	3	1000	282,500	1121 44 8
MS5030P2000FT	3	2000	282,500	1121 46 4
MS5030P3000FT	3	3000	282,500	1121 46 6
MS5030P6000FT	3	6000	282,500	1121 47 2
MS5030P2000A2	3	2000	282,500	1121 48 0
MS5030P6000A2	3	6000	282,500	1121 49 9
MS5030P2000A4	3	2000	285,000	1121 46 5
MS5030P6000A4	3	6000	285,000	1121 47 3
MS5030UP2000FT	3	6000	307,000	1121 52 4
MS5030UP6000FT	3	6000	307,000	1121 52 9

St Steel

V2A Stainless steel, grade 304

V4A Stainless steel, grade 316 Ti

price/100 m

FT Hot-dip galvanised

MS5030 mounting rail, slot 22 mm



Type	Material thickness mm	Length mm	Weight kg/100 pcs.	Item No.
MS5030P0200FT	3	200	57,000	1121 39 1
MS5030P0300FT	3	300	85,000	1121 24 3
MS5030P0400FT	3	400	113,000	1121 27 8
MS5030P0500FT	3	500	141,000	1121 40 5
MS5030P0600FT	3	600	170,000	1121 29 4
MS5030P0700FT	3	700	198,000	1121 33 2
MS5030P0800FT	3	800	235,000	1121 30 8
MS5030P0900FT	3	900	255,000	1121 33 6
MS5030P1500FT	3	1500	424,000	1121 36 3

St Steel

/pc.

FT Hot-dip galvanised

Protective cap



Type	Colour	Pack. pcs	Item No.
MS5030 SK	Pastel orange	25	1124 56 3

PE Polyethylene

/100 pc.

Clamping profile KWH for MS5030, 22 mm slot width



Type	Bolt	F in kN	Pack. pair	Item No.
KWH 5 FT	M 12x40	5.7	10	6355 02 1
KWH 10 FT	M 12x50	5.7	10	6355 04 8
KWH 15 FT	M 12x50	5.7	10	6355 05 6
KWH 20 FT	M12 x 60	5.7	10	6355 06 4
KWH 25 FT	M12 x 60	5.7	10	6355 07 2

St Steel

/pair

FT Hot-dip galvanised

Slide nut



Type	Thread	Pack. pcs	Item No.
MS50SN M6 ZL	M6	50	1147 15 6
MS50SN M8 ZL	M8	50	1147 16 0
MS50SN M10 ZL	M10	50	1147 16 4
MS50SN M12 ZL	M12	50	1147 16 8
MS50SN M6 A4	M6	50	1147 17 2
MS50SN M8 A4	M8	50	1147 18 6
MS50SN M10 A4	M10	50	1147 19 0
MS50SN M12 A4	M12	50	1147 19 4

St Steel V4A Stainless steel, A4

/100 pc.

ZL Zinc scale

Hammer head screw



Type	Thread	Pack. pcs	Item No.
MS50HB M6x30 ZL	M6x30mm	50	1148 20 6
MS50HB M8x30 ZL	M8x30mm	50	1148 21 0
MS50HB M8x60 ZL	M8x60mm	25	1148 21 4
MS50HB M10x30 ZL	M10x30mm	50	1148 21 8
MS50HB M10x60 ZL	M10x60mm	25	1148 22 2
MS50HB M12x30 ZL	M12x30mm	50	1148 22 6
MS50HB M12x60 ZL	M12x60mm	25	1148 23 0
MS50HB M6x30 A4	M6x30mm	50	1148 25 6
MS50HB M8x30 A4	M8x30mm	50	1148 26 0
MS50HB M8x60 A4	M8x60mm	25	1148 26 4
MS50HB M10x30 A4	M10x30mm	50	1148 26 8
MS50HB M10x60 A4	M10x60mm	25	1148 27 2
MS50HB M12x30 A4	M12x30mm	50	1148 27 6
MS50HB M12x60 A4	M12x60mm	25	1148 28 0

St Steel V4A Stainless steel, A4

/100 pc.

ZL Zinc scale

Chuck jaw, heavy-duty TKH, for MS5030, 22 mm slot width



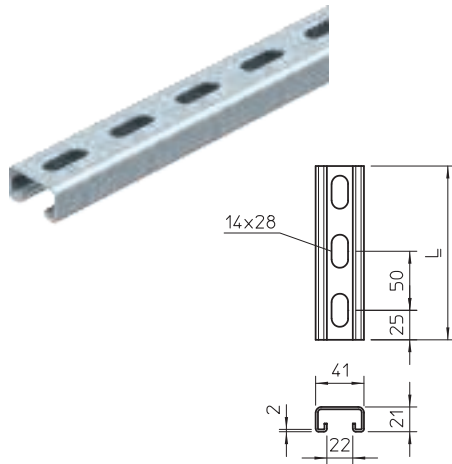
Type	Bolt	F in kN	Pack. pair	Item No.
TKH-S-30 FT	M12 x 65	21	10	6355 80 4

St Steel

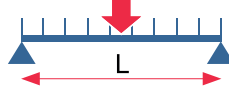
/pair

FT Hot-dip galvanised

MS4121 mounting rail, heavy-duty



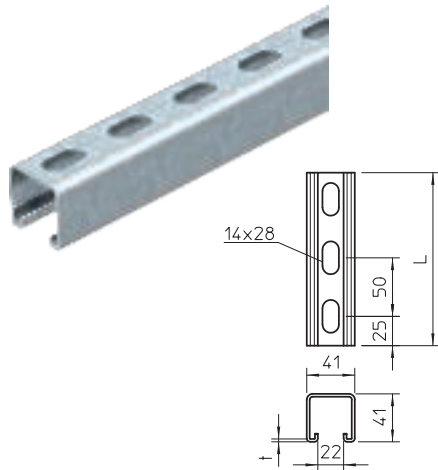
Permissible total load at distance between supports of L



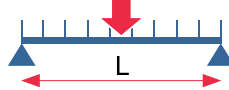
End: 1.41 kN
Middle: 3.67 kN

L [mm]	200	300	400	500	600	700	800	1000
$F_{perm.}$ [kN]	2.53	1.72	1.29	1.03	0.86	0.74	0.64	0.52
$q_{perm.}$ [kN/m]	12.66	11.46	6.45	4.13	2.87	2.11	1.61	1.03

MSL4141 mounting rail, heavy-duty



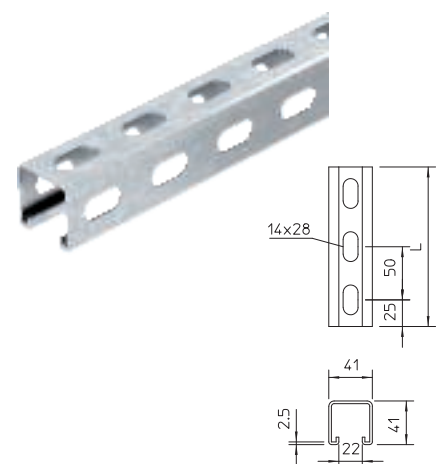
Permissible total load at distance between supports of L



End: 1.41 kN
Middle: 3.67 kN

L [mm]	200	300	400	500	600	700	800	1000
$F_{perm.}$ [kN]	2.53	3.76	3.35	2.68	2.24	1.92	1.68	1.34
$q_{perm.}$ [kN/m]	12.66	12.47	9.35	7.48	6.23	5.34	4.19	4141.00

MS4141 mounting rail, heavy-duty



Permissible total load at distance between supports of L



End: 1.66 kN
Middle: 5.60 kN

L [mm]	200	300	400	500	600	700	800	1000
$F_{perm.}$ [kN]	3.88	5.29	3.97	3.17	2.64	2.27	1.98	1.59
$q_{perm.}$ [kN/m]	19.38	19.38	14.75	11.80	8.81	6.47	4.96	3.17

- The carrying capacities indicated are valid for the hole pattern shown.
- The carrying capacity of the rail lip was determined on the basis of loading at the rail end, for the shortest rail variant. The fastenings were placed in the last holes. The value given for the permissible individual load is valid where both lips are loaded equally.
- Note: clamp clips with N and U bases only exert a load on one rail lip, hence only 50% of the permissible individual load may be exerted.

MS4121 mounting rail, slot width 22 mm



Type	Material thickness mm	Length mm	Weight kg/100 m	Item No.
MS4121P2000FS	2	2000	175,000	1122 91 8
MS4121P3000FS	2	3000	141,900	1122 92 0
MS4121P6000FS	2	6000	141,900	1122 92 2
MS4121P2000FT	2	2000	183,000	1122 92 3
MS4121P3000FT	2	3000	180,340	1122 92 4
MS4121P6000FT	2	6000	184,000	1122 92 6
MS4121P2000A2	2	2000	175,000	1122 92 5
MS4121P3000A2	2	3000	185,340	1122 92 8
MS4121P6000A2	2	6000	172,670	1122 92 9
MS4121P2000A4	2	2000	175,000	1122 47 6
MS4121P3000A4	2	3000	172,670	1122 93 1
MS4121P6000A4	2	6000	172,670	1122 93 2

price/100 m

MS4121 mounting rail, slot width 22 mm, double



Type	Material thickness mm	Length mm	Weight kg/100 m	Item No.
MS4142P3000FS	2	3000	303,000	1122 94 7
MS4142P6000FS	2	6000	303,000	1122 94 8
MS4142P3000FT	2	3000	303,000	1122 94 4
MS4142P6000FT	2	6000	303,000	1122 94 5
MS4142P6000A2	2	6000	283,800	1122 95 4

St Steel V2A Stainless steel, grade 304

price/100 m

FS Strip-galvanised FT Hot-dip galvanised

MS4121 mounting rail, slot width 22 mm



Type	Material thickness mm	Length mm	Weight kg/100 pcs.	Item No.
MS4121P0200FS	2	200	35,000	1122 95 0
MS4121P0300FS	2	300	52,500	1122 95 1
MS4121P0400FS	2	400	70,000	1122 95 3
MS4121P0500FS	2	500	87,500	1122 95 5
MS4121P0600FS	2	600	105,000	1122 95 6
MS4121P0700FS	2	700	122,500	1122 95 8
MS4121P0800FS	2	800	134,000	1122 95 7
MS4121P0900FS	2	900	157,500	1122 95 9
MS4121P0200FT	2	200	35,100	1122 93 3
MS4121P0300FT	2	300	53,000	1122 93 4
MS4121P0400FT	2	400	70,000	1122 93 5
MS4121P0500FT	2	500	87,000	1122 93 6
MS4121P0600FT	2	600	105,000	1122 93 7
MS4121P0700FT	2	700	123,000	1122 93 8
MS4121P0800FT	2	800	140,000	1122 93 9
MS4121P0900FT	2	900	158,000	1122 94 0

St Steel

/100 pcs.

FS Strip-galvanised FT Hot-dip galvanised

MS4141 mounting rail, slot width 22 mm




Type	Material thickness mm	Length mm	Weight kg/100 m	Item No.
MS4141P1000FS	2.5	1000	247,500	1122 90 8
MS4141P3000FS	2.5	3000	247,500	1122 91 0
MS4141P6000FS	2.5	6000	247,500	1122 91 2
MS4141P1000FT	2.5	1000	261,400	1122 60 6
MS4141P3000FT	2.5	3000	261,400	1122 62 2
MS4141P6000FT	2.5	6000	260,670	1122 65 7
MS4141P3000A4	2.5	3000	247,500	1123 04 9
MS4141P6000A4	2.5	6000	247,500	1123 05 1

St Steel V4A Stainless steel, grade 316 Ti

price/100 m

FS Strip-galvanised FT Hot-dip galvanised

MSL4141 mounting rail, slot width 22 mm



Type	Material thickness mm	Length mm	Weight kg/100 m	Item No.
MSL4141P1000FS	2	1000	201,100	1122 97 0
MSL4141P3000FS	2	3000	201,100	1122 97 2
MSL4141P6000FS	2	6000	201,100	1122 97 4
MSL4141P1000FT	2	1000	214,700	1122 96 2
MSL4141P3000FT	2	3000	214,700	1122 96 4
MSL4141P6000FT	2	6000	214,700	1122 96 6
MSL4141P1000A2	2	1000	201,100	1122 97 8
MSL4141P3000A2	2	3000	201,100	1122 98 0
MSL4141P6000A2	2	6000	201,100	1122 98 2
MSL4141P1000A4	2	1000	201,100	1122 98 8
MSL4141P3000A4	2	3000	201,100	1122 99 0
MSL4141P6000A4	2	6000	201,100	1122 99 2

St Steel V2A Stainless steel, grade 304 V4A Stainless steel, grade 316 Ti price/100 m
FS Strip-galvanised FT Hot-dip galvanised

MS4141 mounting rail, slot width 22 mm



Type	Material thickness mm	Length mm	Weight kg/100 pcs.	Item No.
MS4141P0200FT	2.5	200	52,400	1122 50 9
MS4141P0300FT	2.5	300	78,500	1122 51 7
MS4141P0400FT	2.5	400	104,700	1122 52 5
MS4141P0500FT	2.5	500	130,800	1122 53 3
MS4141P0600FT	2.5	600	156,900	1122 54 1
MS4141P0700FT	2.5	700	183,000	1122 56 8
MS4141P0800FT	2.5	800	209,200	1122 57 6
MS4141P0900FT	2.5	900	235,300	1122 58 4

St Steel price/100 pc.
FT Hot-dip galvanised

MSL4141 mounting rail, slot width 22 mm



Type	Material thickness mm	Length mm	Weight kg/100 pcs.	Item No.
MSL4141P0200FS	2	200	40,400	1123 26 2
MSL4141P0300FS	2	300	60,600	1123 26 4
MSL4141P0400FS	2	400	80,800	1123 26 6
MSL4141P0500FS	2	500	101,000	1123 26 8
MSL4141P0600FS	2	600	121,000	1123 27 0
MSL4141P0700FS	2	700	141,000	1123 27 2
MSL4141P0800FS	2	800	162,000	1123 27 4
MSL4141P0900FS	2	900	182,000	1123 27 6

St Steel /100 pc.
FS Strip-galvanised

MSL4141 mounting rail, slot width 22 mm



Type	Material thickness mm	Length mm	Weight kg/100 m	Item No.
MSL4141PP1000FS	2	1000	179,400	1123 00 8
MSL4141PP3000FS	2	3000	179,400	1123 01 0
MSL4141PP6000FS	2	6000	179,400	1123 01 2
MSL4141PP1000FT	2	1000	191,500	1123 00 1
MSL4141PP3000FT	2	3000	191,500	1123 00 3
MSL4141PP6000FT	2	6000	191,500	1123 00 5
MSL4141PP1000A2	2	1000	179,400	1123 01 4
MSL4141PP3000A2	2	3000	179,400	1123 01 6
MSL4141PP6000A2	2	6000	179,400	1123 01 8
MSL4141PP1000A4	2	1000	179,400	1123 02 1
MSL4141PP3000A4	2	3000	179,400	1123 02 3
MSL4141PP6000A4	2	6000	179,400	1123 02 5

St Steel V2A Stainless steel, grade 304 V4A Stainless steel, grade 316 Ti price/100 m
FS Strip-galvanised FT Hot-dip galvanised

MS4141 mounting rail, slot width 22 mm



Type	Material thickness mm	Length mm	Weight kg/100 m	Item No.
MS4141PP1000FS	2.5	1000	281,000	1122 48 1
MS4141PP3000FS	2.5	3000	218,000	1122 91 4
MS4141PP6000FS	2.5	6000	218,340	1122 91 6
MS4141PP1000FT	2.5	1000	225,000	1122 47 9
MS4141PP3000FT	2.5	3000	233,340	1122 48 3
MS4141PP6000FT	2.5	6000	225,000	1122 48 7
MS4141PP6000A4	2.5	6000	218,340	1123 07 9

St Steel V4A Stainless steel, grade 316 Ti price/100 m
FS Strip-galvanised FT Hot-dip galvanised

Slide nut with spring



Type	Thread	Pack. pcs	Item No.
MS41SNF M6 F	M6	50	1147 30 6
MS41SNF M8 F	M8	50	1147 31 0
MS41SNF M10 F	M10	50	1147 31 4
MS41SNF M12 F	M12	50	1147 31 8
MS41SNF M6 A4	M6	50	1147 33 6
MS41SNF M8 A4	M8	50	1147 34 0
MS41SNF M10 A4	M10	50	1147 34 4
MS41SNF M12 A4	M12	50	1147 34 8

St Steel V4A Stainless steel, A4 /100 pc.
F Hot-dip galvanised

MS4141 mounting rail, slot width 22 mm, double



Type	Material thickness mm	Length mm	Weight kg/100 m	Item No.
MS4182P3000FS	2	3000	402,200	1122 67 6
MS4182P6000FS	2	6000	402,200	1122 67 8
MS4182P3000FT	2	3000	402,200	1122 67 1
MS4182P6000FT	2	6000	402,200	1122 67 3
MS4182P3000A2	2	3000	402,200	1122 68 2
MS4182P6000A2	2	6000	402,200	1122 68 4

St Steel V2A Stainless steel, grade 304 price/100 m
FS Strip-galvanised FT Hot-dip galvanised

Slide nut



Type	Thread	Pack. pcs	Item No.
MS41SN M6 ZL	M6	50	1147 20 6
MS41SN M8 ZL	M8	50	1147 21 0
MS41SN M10 ZL	M10	25	1147 21 4
MS41SN M12 ZL	M12	50	1147 21 8
MS41SN M6 A4	M6	50	1147 22 6
MS41SN M8 A4	M8	50	1147 23 0
MS41SN M10 A4	M10	50	1147 23 4
MS41SN M12 A4	M12	50	1147 23 8

St Steel V4A Stainless steel, A4 /100 pc.
ZL Zinc scale

Hammer head screw



Type	Thread	Pack. pcs	Item No.
MS41HB M6x30 ZL	M6x30	50	1148 30 6
MS41HB M8x30 ZL	M8x30	50	1148 31 0
MS41HB M8x60 ZL	M8x60	25	1148 31 4
MS41HB M8x100 ZL	M8x100	20	1148 31 8
MS41HB M10x30 ZL	M10x30	50	1148 32 2
MS41HB M10x60 ZL	M10x60	25	1148 32 6
MS41HB M10x100ZL	M10x100	20	1148 33 0
MS41HB M12x30 ZL	M12x30	50	1148 33 4
MS41HB M12x60 ZL	M12x60	25	1148 33 8
MS41HB M12x100ZL	M12x100	20	1148 34 2
MS41HB M6x30 A4	M6x30	50	1148 40 6
MS41HB M8x30 A4	M8x30	50	1148 41 0
MS41HB M8x60 A4	M8x60	25	1148 41 4
MS41HB M8x100 A4	M8x100	20	1148 41 8
MS41HB M10x30 A4	M10x30	50	1148 42 2
MS41HB M10x60 A4	M10x60	25	1148 42 6
MS41HB M10x100A4	M10x100	20	1148 43 0
MS41HB M12x30 A4	M12x30	50	1148 43 4
MS41HB M12x60 A4	M12x60	25	1148 43 8
MS41HB M12x100A4	M12x100	20	1148 44 2

St Steel V4A Stainless steel, A4 /100 pc.
ZL Zinc scale

Rail connector SV with 3 holes



Type	Dimension W x H mm	Material thickness mm	Length mm	Pack. pcs	Item No.
SVE 41 G	47x39,4	4	100	10	1123 12 4
SVE 41 FT	47x39,4	4	100	10	1123 12 1
SVE 41 V2A	47x39,4	4	100	10	1123 12 6
SVE 41 V4A	47x39,4	4	100	10	1123 12 8

St Steel V2A Stainless steel, grade 304 V4A Stainless steel, grade 316 Ti /100 pc.
G Electrogalvanised FT Hot-dip galvanised

Hammer head screw with spring



Type	Thread	Pack. pcs	Item No.
MS41HBF M8x30 F	M8x30	50	1148 37 6
MS41HBF M8x60 F	M8x60	25	1148 38 0
MS41HBF M10x30 F	M10x30	50	1148 38 4
MS41HBF M10x60 F	M10x60	25	1148 38 8
MS41HBF M12x30 F	M12x30	50	1148 39 2
MS41HBF M12x60 F	M12x60	25	1148 39 6
MS41HBF M8x30 A4	M8x30	50	1148 47 6
MS41HBF M8x60 A4	M8x60	25	1148 48 0
MS41HBF M10x30A4	M10x30	50	1148 48 4
MS41HBF M10x60A4	M10x60	25	1148 48 8
MS41HBF M12x30A4	M12x30	50	1148 49 2
MS41HBF M12x60A4	M12x60	25	1148 49 6

St Steel V4A Stainless steel, A4 /100 pc.
F Hot-dip galvanised

Wall, floor and ceiling bracket



Type	Dimension W x H mm	Material thickness mm	Length mm	Pack. pcs	Item No.
WBDHE 41 G	134x110	5	102	10	1123 19 3
WBDHE 41 FT	134x110	5	102	10	1123 19 1
WBDHE 41 V2A	134x110	5	102	10	1123 19 5
WBDHE 41 V4A	134x110	5	102	10	1123 19 7

St Steel V2A Stainless steel, grade 304 V4A Stainless steel, grade 316 Ti /100 pc.
G Electrogalvanised FT Hot-dip galvanised

Connection plate with 1 hole



Type	Hole size mm	Material thickness mm	Pack. pcs	Item No.
GMS 1 VP FT	13	5	10	1124 64 3
GMS 1 VP G	13	5	10	1124 60 3
GMS 1 VP V2A	13	4	10	1124 68 3
GMS 1 VP V4A	13	4	10	1124 72 3

St Steel V2A Stainless steel, grade 304 V4A Stainless steel, grade 316 Ti /100 pc.
G Electrogalvanised FT Hot-dip galvanised

Connection plate with 2 holes



Type	Hole size mm	Material thickness mm	Pack. pcs	Item No.
GMS 2 VP FT	13	5	10	1124 64 5
GMS 2 VP G	13	5	10	1124 60 5
GMS 2 VP V2A	13	4	10	1124 68 5
GMS 2 VP V4A	13	4	10	1124 72 5

St Steel V2A Stainless steel, grade 304 V4A Stainless steel, grade 316 Ti /100 pc.
 G Electrogalvanised FT Hot-dip galvanised


Connection plate with 4 holes



Type	Hole size mm	Material thickness mm	Pack. pcs	Item No.
GMS 4 VP FT	13	5	10	1124 64 9
GMS 4 VP G	13	5	10	1124 60 9
GMS 4 VP V2A	13	4	10	1124 68 9
GMS 4 VP V4A	13	4	10	1124 72 9

St Steel V2A Stainless steel, grade 304 V4A Stainless steel, grade 316 Ti /100 pc.
 G Electrogalvanised FT Hot-dip galvanised

Connector



Type	Hole size mm	Material thickness mm	Pack. pcs	Item No.
GVMS 4 ASV FT	13	2	10	1124 64 1
GVMS 4 ASV G	13	2	10	1124 60 1
GVMS 4 ASV V2A	13	2	10	1124 68 1
GVMS 4 ASV V4A	13	2	10	1124 71 5

St Steel V2A Stainless steel, grade 304 V4A Stainless steel, grade 316 Ti /100 pc.
 G Electrogalvanised FT Hot-dip galvanised

Connection plate with 3 holes



Type	Hole size mm	Material thickness mm	Pack. pcs	Item No.
GMS 3 VP FT	13	5	20	1124 64 7
GMS 3 VP G	13	5	20	1124 60 7
GMS 3 VP V2A	13	4	20	1124 68 7
GMS 3 VP V4A	13	4	20	1124 72 7

St Steel V2A Stainless steel, grade 304 V4A Stainless steel, grade 316 Ti /100 pc.
 G Electrogalvanised FT Hot-dip galvanised

Connection plate with 5 holes



Type	Hole size mm	Material thickness mm	Pack. pcs	Item No.
GMS 5 VP FT	13	5	10	1124 65 1
GMS 5 VP G	13	5	10	1124 61 1
GMS 5 VP V2A	13	4	10	1124 69 1
GMS 5 VP V4A	13	4	10	1124 73 1

St Steel V2A Stainless steel, grade 304 V4A Stainless steel, grade 316 Ti /100 pc.
 G Electrogalvanised FT Hot-dip galvanised

Connection plate, L-shaped



Type	Hole size mm	Material thickness mm	Pack. pcs	Item No.
GMS 3 VP L G	13	5	10	1124 61 3
GMS 3 VP L FT	13	5	10	1124 65 3
GMS 3 VP L V2A	13	4	10	1124 69 3
GMS 3 VP L V4A	13	4	10	1124 73 3

St Steel V2A Stainless steel, grade 304 V4A Stainless steel, grade 316 Ti /100 pc.
 G Electrogalvanised FT Hot-dip galvanised

Connection plate, T-shaped



Type	Hole size mm	Material thickness mm	Pack. pcs	Item No.
GMS 4 VP T G	13	5	10	1124 61 5
GMS 4 VP T FT	13	5	10	1124 65 5
GMS 4 VP T V2A	13	4	10	1124 69 5
GMS 4 VP T V4A	13	4	10	1124 73 5

St Steel V2A Stainless steel, grade 304 V4A Stainless steel, grade 316 Ti /100 pc.
 G Electrogalvanised FT Hot-dip galvanised

Omega clamp



Type	Hole size mm	Material thickness mm	Pack. pcs	Item No.
GMS 3 O 4121 G	13	5	10	1124 63 1
GMS 3 O 4121 FT	13	5	10	1124 67 1
GMS 3 O 4121 V2A	13	5	10	1124 71 1
GMS 3 O 4121 V4A	13	5	10	1124 75 1

St Steel V2A Stainless steel, grade 304 V4A Stainless steel, grade 316 Ti /100 pc.
 G Electrogalvanised FT Hot-dip galvanised

Mounting bracket, 90° with 2 holes



Type	Version	Hole size mm	Material thickness mm	Pack. pcs	Item No.
GMS 2 VW 90 G	90° bracket	13	5	10	1124 61 9
GMS 2 VW 90 FT	90° bracket	13	5	10	1124 65 9
GMS 2 VW 90 V2A	90° bracket	13	4	10	1124 69 9
GMS 2 VW 90 V4A	90° bracket	13	4	10	1124 73 9

St Steel V2A Stainless steel, grade 304 V4A Stainless steel, grade 316 Ti /100 pc.
 G Electrogalvanised FT Hot-dip galvanised

Connection plate, X-shaped



Type	Hole size mm	Material thickness mm	Pack. pcs	Item No.
GMS 5 VP X G	13	5	10	1124 61 7
GMS 5 VP X FT	13	5	10	1124 65 7
GMS 5 VP X V2A	13	4	10	1124 69 7
GMS 5 VP X V4A	13	4	10	1124 73 7

St Steel V2A Stainless steel, grade 304 V4A Stainless steel, grade 316 Ti /100 pc.
 G Electrogalvanised FT Hot-dip galvanised

Omega clamp



Type	Hole size mm	Material thickness mm	Pack. pcs	Item No.
GMS 3 O 4141 G	13	5	10	1124 63 3
GMS 3 O 4141 FT	13	5	10	1124 67 3
GMS 3 O 4141 V2A	13	5	10	1124 71 3
GMS 3 O 4141 V4A	13	5	10	1124 75 3

St Steel V2A Stainless steel, grade 304 V4A Stainless steel, grade 316 Ti /100 pc.
 G Electrogalvanised FT Hot-dip galvanised

Mounting bracket, 90° with 4 holes



Type	Version	Hole size mm	Material thickness mm	Pack. pcs	Item No.
GMS 4 VW 90 G	90° bracket	13	5	10	1124 62 3
GMS 4 VW 90 FT	90° bracket	13	5	10	1124 66 3
GMS 4 VW 90 V2A	90° bracket	13	4	10	1124 70 3
GMS 4 VW 90 V4A				10	1124 74 3

St Steel V2A Stainless steel, grade 304 V4A Stainless steel, grade 316 Ti /100 pc.
 G Electrogalvanised FT Hot-dip galvanised

Triangular node



Type	Version	Hole size mm	Pack. pcs	Item No.
GMS 4 KD 90 FT	90° bracket	12,5	10	1124 66 5
GMS 4 KD 90 G	90° bracket	12,5	10	1124 62 5
GMS 4 KD 90 V2A	90° bracket	12,5	10	1124 70 5
GMS 4 KD 90 V4A	90° bracket	12,5	10	1124 74 5

St Steel V2A Stainless steel, grade 304 V4A Stainless steel, grade 316 Ti /100 pc.
G Electrogalvanised FT Hot-dip galvanised

Mounting bracket, 45° with 3 holes



Type	Version	Hole size mm	Material thickness mm	Pack. pcs	Item No.
GMS 3 VW 45 G	45° angle	13	5	10	1124 62 7
GMS 3 VW 45 FT	45° angle	13	5	10	1124 66 7
GMS 3 VW 45 V2A	45° angle	13	4	10	1124 70 7
GMS 3 VW 45 V4A	45° angle	13,0	4	10	1124 74 7

St Steel V2A Stainless steel, grade 304 V4A Stainless steel, grade 316 Ti /100 pc.
G Electrogalvanised FT Hot-dip galvanised

Chuck jaw, light-duty TKH, for MS4121 and MS4141, 18- 22 mm slot width



Type	Bolt	F in kN	Pack. pair	Item No.
TKH-L-25 FT	M10 x 25	10	10	6355 81 2

St Steel /pair
FT Hot-dip galvanised

Mounting bracket, 90° with 3 holes



Type	Version	Hole size mm	Material thickness mm	Pack. pcs	Item No.
GMS 3 VW 90 G	90° bracket	13	5	10	1124 62 1
GMS 3 VW 90 FT	90° bracket	13	5	10	1124 66 1
GMS 3 VW 90 V2A	90° bracket	13	4	10	1124 70 1
GMS 3 VW 90 V4A	90° bracket	13	4	10	1124 74 1

St Steel V2A Stainless steel, grade 304 V4A Stainless steel, grade 316 Ti /100 pc.
G Electrogalvanised FT Hot-dip galvanised


Mounting bracket, 45° with 4 holes



Type	Version	Hole size mm	Material thickness mm	Pack. pcs	Item No.
GMS 4 VW 45 G	45° angle	13	5	10	1124 62 9
GMS 4 VW 45 FT	45° angle	13	5	10	1124 66 9
GMS 4 VW 45 V2A	45° angle	13	4	10	1124 70 9
GMS 4 VW 45 V4A	45° angle	13	4	10	1124 74 9

St Steel V2A Stainless steel, grade 304 V4A Stainless steel, grade 316 Ti /100 pc.
G Electrogalvanised FT Hot-dip galvanised

Chuck jaw, heavy-duty TKH, for MS4121 and MS 4141, 22 mm slot width



Type	Bolt	F in kN	Pack. pair	Item No.
TKH-S-30 FT	M12 x 65	21	10	6355 80 4

St Steel /pair
FT Hot-dip galvanised

Protective cap MS4121



Type	Colour	Pack. pcs	Item No.
MS4121 SK	Pastel orange	25	1122 90 2
PE Polyethylene		/100 pc.	

End cap MS4141



Type	Colour	Pack. pcs	Item No.
MS4141 EK	Pastel orange	50	1122 90 6
PE Polyethylene		/100 pc.	

End cap MS4121

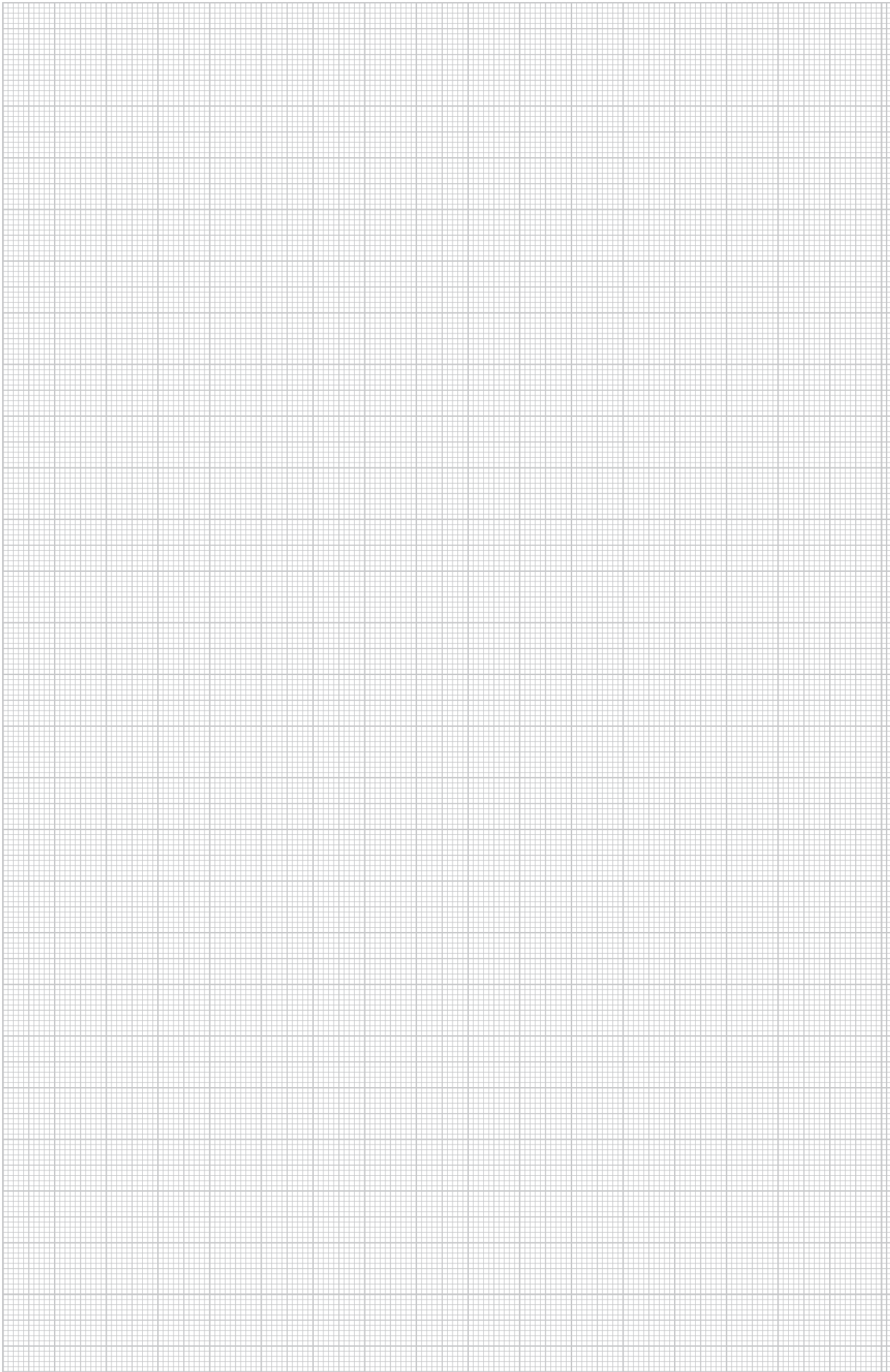


Type	Colour	Pack. pcs	Item No.
MS4121 EK	Pastel orange	50	1122 90 4
PE Polyethylene		/100 pc.	

Protective cap MS4141



Type	Colour	Pack. pcs	Item No.
MS4141 SK	Pastel orange	25	1122 90 0
PE Polyethylene		/100 pc.	



OBO Bettermann GmbH & Co. KG

PO Box 1120
D-58694 Menden, Germany

Customer Service Germany

Tel. +49 (0)2373 89-1700
Fax +49 (0)2373 89-1238
E-mail: export@obo.de

www.obo-bettermann.com

THINK CONNECTED.

