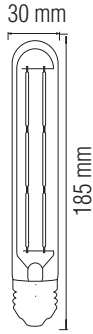


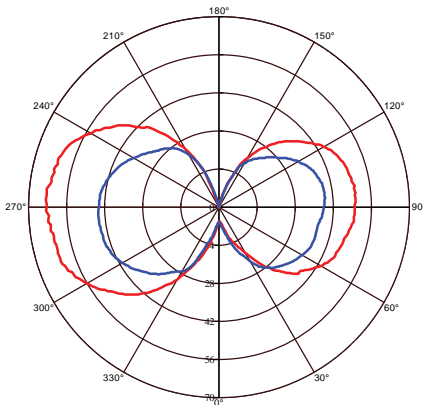
LED FILAMENT RUSTIC LAMP



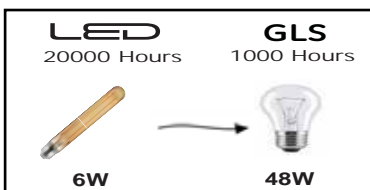
Technical Drawing



Photometric Diagram



↳ C0 Plane beam angle(50%) ↳ C90 Plane beam angle(50%)
 C0 Plane beam angle(50%):281.1(DEG) C90 Plane beam angle(50%):292.2(DEG)



Product&Family Code:

001 033 0006

RUSTIC TUBE - 6

Technical Data

Voltage (V)	220-240V
Product Wattage (W)	6
Equivalence with incandescent lamp (W)	48
Colour Render Index (Ra)	>Ra70
Colour Temperature (K)	2200K
Materials	Glass
Protection Class	-
Dimmable	No
EEI	A⁺
Warm-up time up to 60 %of the full light output	Instant Full Light
Luminous Flux (lm)	540
Luminous Efficacy (lm/W)	90
Rated Life (hrs) ⌚	20,000
IP Rating	-
Power Factor	>0.5
Beam Angle ☆	300°r
Starting Time	>0.5s
Number of ON-OFF cycling	x10,000

Applications

- Chandeliers, Home, Shop, Indoor etc.



Features

- Very low energy consumption
- High Lumen and CRI, good quality
- High heat dissipation, low carbon and environmental protection

