
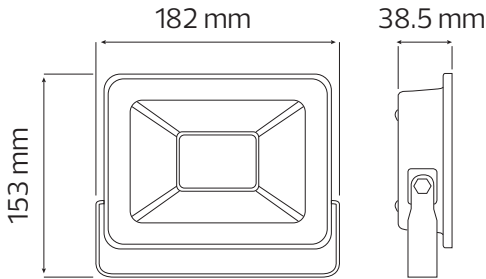


LED PROJECTOR

 Product Code: **068 003 0030**
PUMA-30


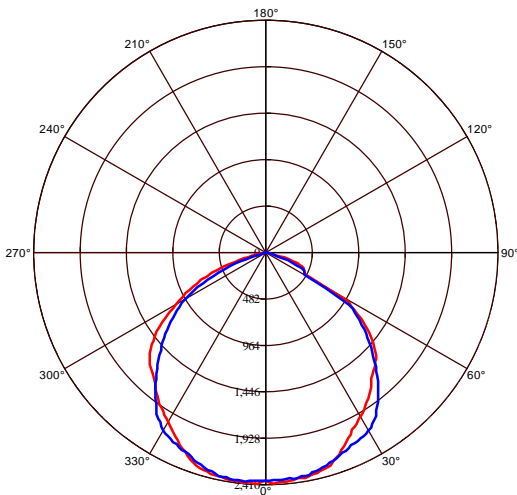
Technical Drawing



Technical Data

| | |
|---|----------------------------|
| Voltage (V) | 220-240V |
| Product Wattage (W) | 30 |
| Equivalence with incandescent lamp(W) | 240 |
| Colour Render Index (Ra) | >Ra80 |
| Colour Temperature (K) | 2700K - 6400K - Green |
| Materials | Aluminium Die Casting Body |
| Protection Class | I |
| Dimmable | No |
| EEI | A to A++ |
| Warm-up time up to 60 %of the full light output | Instant Full Light |
| Luminous Flux (lm) | 1500 |
| Luminous Efficacy (lm/W) | 50 |
| Rated Life (hrs) ⌚ | 20.000 |
| IP Rating | 65 |
| Power Factor | >0.9 |
| Beam Angle | 100° |
| Starting Time | <0.2s |
| Number of ON-OFF cycling | x10.000 |

Photometric Diagram



b C0 Plane beam angle(50%) b C90 Plane beam angle(50%)

C0 Plane beam angle(50%):111.8(DEG) C90 Plane beam angle(50%):107.9(DEG)

Applications

- Stadiums, Outdoor



Features

- High Lumen and CRI, Good quality & Constant Current driver.
- High heat dissipation, low carbon and environmental protection.
- SMD LED Lamp Base.
- Very low energy consumption.

