


RADOX[®] Solar 125 H1Z2Z2-K

Single core for PV installations



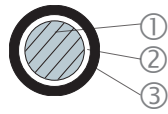
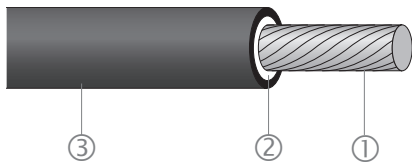
General features

- Intended for use in PV installations according to HD 60364-7-712
- Meets the EN 50618 standard for PV cables
- High resistance against high and low temperatures, oil, abrasion, ozone, UV and harsh weather
- Increased safety due to dual insulation, notch-resistant
- Short circuit-resistant
- Space saving outer diameter
- Large operational temperature range -40 to +120 °C
- Long service life
- Halogen free, flame retardant
- Flexible, easy to strip
- Electron beam cross linked compounds

Application

Specially developed for indoor and outdoor installation of photovoltaic system components, and devices which are exposed to high mechanical load and extreme weather conditions. Complies with European standards, the double-insulation design also supports the use in non-earthed photovoltaic systems. RADOX Solar cables allow low cost installation without conduits if required.


RADOX® Solar 125 H1Z2Z2-K



Composition of cable

① Conductor	stranded tin plated copper, fine wired, acc. to EN 60228, class 5
② Insulation	RADOX 125 I Solar
③ Outer insulation	RADOX 125 S Solar
Colours	see table

Technical data

TÜV Rheinland:  • Tested according to: EN50618:2014 • TÜV Rheinland Wires for photovoltaic systems certificate no. 60112932	voltage rating line to ground	U_o	1000 V AC/1500V DC	
	voltage rating line to line	U	1000 V AC/1500 V DC	
	maximum voltage line to ground		1200 V AC	
	maximum voltage line to line	U_m	1200 V AC	
	maximum voltage line to ground	V_o	1800 V DC	
	maximum voltage line to line		1800 V DC	
	test voltage AC		6.5 kV	
	test voltage DC		15 kV	
	lower ambient temperature		-40 °C	
	upper ambient temperature		+90 °C	
	max. conductor temperature		+120 °C	
	Min. bending radius	4 × cable-dia		

Complies with:

Vertical flame spread	50 < L ≤ 540 mm	EN 60332-1-2
Corrosivity of combustion gases	pH ≥ 4.3, $\sigma \leq 10 \mu\text{S}/\text{mm}$	EN60754-2
Amount of halogen acid gas	HCl + HBr ≤ 0.5 %	EN 60754-1
Content of fluorine	HF ≤ 0.1 %	EN 60684-2, 45.2
Acid and alkaline resistance	168 h/23 °C	EN60811-404
Wheather resistance	720 h	EN 50618, Annex E
Electric cables for photovoltaic systems	fulfilled	EN50618:2014
Ozone resistance	fulfilled	EN 50396, 8.1.3

Extract from our delivery programme

Cross-section	Conductor	Core	Conductor resistance	Weight	Colour (Pos. 3)	Item no.
mm ²	d, mm	d, mm	R20 max., Ω/km	kg/100 m		
2.5	1.94	5.35	7.74	5.3	black red blue	85004363 85004189 85004987
4.0	2.35	5.85	5.04	6.9	black red blue	85004988 85013104 85004188
6.0	3.05	6.80	3.35	9.9	black red blue	85004991 85004413 85013105
10.0	3.89	8.30	1.95	15.8	black	85004450

Other cross sections on request.

HUBER+SUHNER AG
 Tumbelenstrasse 20
 8330 Pfäffikon ZH/Switzerland
 Phone +41 44 952 2211
 hubersuhner.com

HUBER+SUHNER is certified according to EN 9100,
 ISO 9001, ISO 14001, ISO/TS 16949 and IRIS.

Waiver
 Fact and figures herein are for information only and do not represent any warranty of any kind.