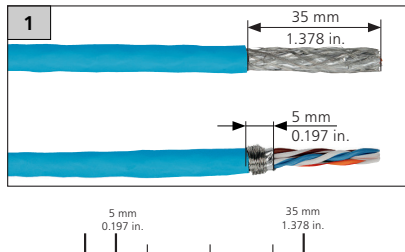





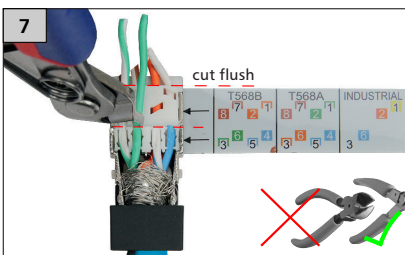

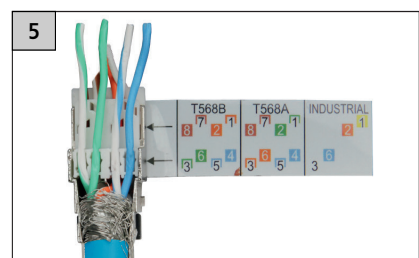




■ MONTAGEANLEITUNG / INSTRUCTION SHEET: HSISR6SI3G





2 Anschlussbelegung / PIN assignments


PIN Nr. / No.	T568A	T568B	INDUSTRIAL (Profinet)
1	WH-GN	WH-OG	YE
2	GN	OG	OG
3	WH-OG	WH-GN	WH
4	BU	BU	-
5	WH-BU	WH-BU	-
6	OG	GN	BU
7	WH-BN	WH-BN	-
8	BN	BN	-



DEMONTAGE / DISASSEMBLY



HINWEIS / NOTE

	<p>i Hinweis / Note</p> <p>Anschlussfehler vermeiden! Vor dem Anschluss Montageanleitung sorgfältig lesen!</p> <p>Avoid connection errors! Read installation instructions carefully before connecting!</p>
---	---

BEZEICHNUNG/DESCRIPTION	BEST. NR./ORDER NO.
<p>Feldkonfektionierbarer RJ45 Stecker, gesch. Cat.6a (ISO/IEC), AWG 27/7-22/7, AWG 26/1-22/1, IP20, Kabelzuführung gerade (180°) / RJ45 plug Cat.6 STP, on-site installable, Cat.6a (ISO/IEC), AWG 27/7-22/7, AWG 26/1-22/1, IP20, straight (180°) cable feed</p>	HSISR6SI3G