



IES-0610

4 x 802.3at + GE + 2 SFP Unmanaged Switch -40 to 75C

Quick Installation Guide



v1.00 - 1401

Overview

LevelOne IES-0610 Industry Ethernet Switch provides 4 PoE ports of 10/100/1000Base-T plus 1 ports of 10/100/1000Base-T Ethernet plus 2 ports of Gigabit SFP to enable high speed network at mission-critical environment. The compact metal housing is designed for desktop space saving, plus the clearly visible status LEDs provide simple monitoring of port link activity. Moreover, the SFP slots support pluggable modules that enabling you to choose from a variety of transceivers.

High Reliability

All components are built to withstand harsh environment applications without compromise where humidity, temperature variation and even shock vibration are concerns, including Electric & Utility, Critical Infrastructure, Transportation and Surveillance Security. This device operates under -40 to 75 Celsius (-40 to 167 Fahrenheit) temperature.

Plug & Play

This unmanaged Industrial Ethernet Switch is designed for the demanding industrial environments at businesses in need of instant connectivity with no setup or configure required, truly plug and play.

Power over Ethernet

This switch is Power Sourcing Equipment (PSE), and it is fully complied with IEEE 802.3at PoE standard at maximum 30W power budget per port. It helps to save infrastructure wiring costs dramatically by eliminating electric wiring and less UPS needed. Also, it is compatible with IEEE802.3af standard PD devices.


Features

- Meets NEMA TS1/TS2 Environmental requirements such as temperature, shock, and vibration for traffic control equipment
- Meets EN61000-6-2 & EN61000-6-4 EMC Generic Standard Immunity for industrial environment
- Supports 1024 MAC addresses. Provides 1M bits memory buffer
- Supports IEEE802.3af PoE 15.4W and IEEE802.3at PoE+ 30W
- Provides one combo Gigabit ports. SFP socket for Gigabit fibre optic expansion.
- Store-and-forward mechanism. Full wire-speed forwarding rate.
- Power Supply: 47~57VDC Terminal Block power input.
- 5.52W power consumption 48VDC @ 0.12A (unit only)
- -40°C to 75°C (-40°F to 167°F) operating temperature range.
- Tested for functional operation @ -40°C to 85°C (-40°F to 185°F).
- Hardened metal case

Package Contents


- IES-0610
- Quick Installation Guide

LED Status




LED	Status	Description
PWR 1, 2	Steady	Power On
	Off	Power Off
P1 ~ P4	Steady	PD is connected
	Off	No PD is connected
10/100/1000Base-TX (T1 ~ T5)		
LNK	Steady	Network connection established
	Flashing	Transmitting or Receiving data
SPD	Steady	Power Device (PD) is connected
	Off	Power Device (PD) is disconnected
1000Base-SFP		
F5	Steady	Network connection established
	Flashing	Transmitting or Receiving data
F6	Steady	A valid connection established
	Off	No connection is being established

Power Input



Terminal Block	PW1	+	47 – 57VDC
		-	Power Ground
	PW2	+	47 – 57VDC
		-	Power Ground
		Relay Output	1A @ 24VDC

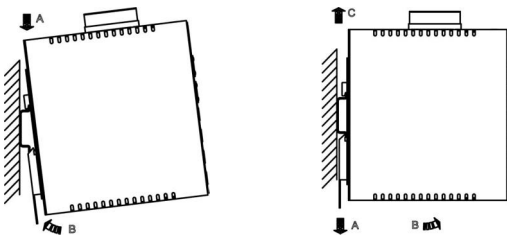
DIP Switch



	DIP1	DIP1
OFF	T5 (RJ45) enabled	1000M
ON	F5 (SFP) enabled	100M

Note: Port5 (T5 & F5) is shared combo port, enable either RJ45 or SFP via DIP1 switch

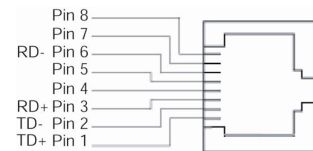
DIN Rail Mount



- Assembly: Place the switch on the DIN rail from above using the slot. Push the front of the switch toward the mounting surface until it audibly snaps into place
- Start-up: Connect the supply voltage to start up the switch via the terminal block (or DC JACK)
- Dismantling: Pull out the lower edge and then remove the switch from the DIN rail.

10/100/1000Base-TX Pin

The following lists the pin-out of 10/100/1000Base-TX ports



Pin	10/100 DC & Data	1000 DC & Bi-Data
1	Rx + DC +	TxRx A + DC +
2	Rx - DC +	TxRx A - DC +
3	Tx + DC -	TxRx B + DC -
4	unused	TxRx C +
5	unused	TxRx C -
6	Tx - DC -	TxRx B - DC -
7	unused	TxRx D +
8	unused	TxRx D -