
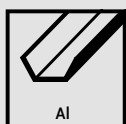


3.1

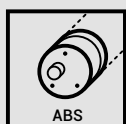
LOGIX



LED




Al



ABS

APLICACIONES INDICADAS / SUITABLE APPLICATIONS / APPLICATIONS APPROPRIÉES



IT - DE



RG1

MACADAM

3/4

UGR
<19

CR>80

L70B50
>
50.000

IP44

CE


EN 60598-1



Ref	Nº Módulos	Potencia Watts Puissance	Emisión Light emission Intensité lum.	Tª color Tª colour Tª couleur	L	D
		(W)	(lm)	(K°)	(mm)	(mm)
CA214	2	26	4000	4000	572	67
CA314	3	38	6000	4000	858	67
CA414	4	51	8000	4000	1144	67
CA514	5	65	10000	4000	1430	67
CA614	8	102	16000	4000	2288	67
CA714	10	130	20000	4000	2860	67


ÓPTICAS DISPONIBLES / AVAILABLE OPTICS / OPTIQUES DISPONIBLES

30° Ref + A




Uso hasta 14 m de altura / Use up to 14 m height / Utilisation jusqu'à 14 m de hauteur

60° Ref + B



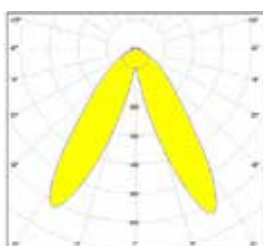
Uso hasta 8 m de altura / Use up to 8 m height / Utilisation jusqu'à 8 m de hauteur

90° Ref + C



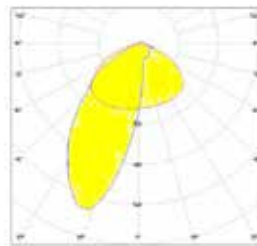
Uso hasta 5 m de altura / Use up to 5 m height / Utilisation jusqu'à 5 m de hauteur

DOBLE ASIMÉTRICO 25° Ref + D



Uso hasta 5 m de altura / Use up to 5 m height / Utilisation jusqu'à 5 m de hauteur

ASIMÉTRICO 20° Ref + E

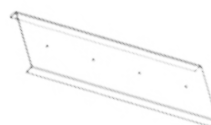
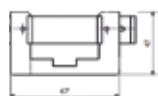


Uso hasta 5 m de altura / Use up to 5 m height / Utilisation jusqu'à 5 m de hauteur

3.1

LOGIX

ACCESORIOS LOGIX / LOGIX ACCESSORIES



Suspensión de acero
acero/ Steel cable sus-
pension /
Suspension avec câble
en acier

Ref. Q0349

Tapa final/
Endcap/ Embout

Ref. CA902

Pieza de unión angulo/
Corner rail joint /Pièce
d'union d'angles

Ref. CA901

Pieza de unión lineal/
Linear rail joint/

Ref. CA906

Carril precableado + tapa
ciega/ Electrified rail + rail
cap/

Ref. CA903

Pack inicio de carril/
Rail starter pack/ Kit debut de ligne

Ref. CA905

Suplemento precableado 7 polos/ Light fitting-rail 7 pole con-
nector/ Suplement cablage 7 fils

Ref. CA904

El modelo estandar incluye precableado 5 polos/ The standard
model includes 5 pole prewiring/ Le Modèle standard inclus un
pré câblage 5 Pôles































































EMERGENCY
1h / 3h

Por cada línea es necesario un PACK INICIO DE CARRIL que incluye: tapa de inicio, tapa final y pieza conexión/

For each line is necessary one Rail Starter pack, that includes: initial cap, final cap and joint piece/

Un kit de début de ligne est nécessaire pour chaque alignement réalisé. Celui-ci inclus : 2 embouts pour le début et la fin de ligne, et une pièce de connexion

	Cuerpo luminaria tubo policarbonato Polycarbonate luminaire body Corps du luminaire tube polycarbonate		Cuerpo extrusion Aluminum body Corps aluminium		Rango de temperaturas Temperatures range Tranche de temperatures
	Cuerpo luminaria metacrilato Methacrylate luminaire body Corps du luminaire méthacrylate		Cuerpo Acero Prelacado Pre-lacquered steel body Corps en acier prélaqué		Ensayo hilo Glow wire test Essais fil incandescent
	Cuerpo luminaria vidrio borosilicato Glass borosilicate luminaire body Corps du luminaire verre borosilicate		Cuerpo Aluminio Prelacado Pre-lacquered aluminum body Corps en aluminium prélaqué		Alto factor High Factor Hautes temperatures
	Cuerpo luminaria ABS ABS luminaire body Corps du luminaire ABS		Cuerpo ABS ABS body Corp ABS		Conector rápido Quick Connector Connecteur rapide
	Cuerpo luminaria poliestireno Polystyrene luminaire body Corps du luminaire polystyrène		Difusor Policarbonato Polycarbonate Diffuser Diffuseur Polycarbonate		Entrada cablesosca M25 (2e) M25 Cable entry (2e) Entrée de câbles a vis M25 (2e)
	Cuerpo aluminio Extrusion Aluminum Body Corps extrusion aluminium		Difusor Policarbonato Opal Opal Polycarbonate Diffuser Diffuseur Polycarbonate Opal		Regulación de flujo Dimmable equipment Ballast gradable
	Cuerpo hierro Iron body Corps fer		Difusor Poliestireno Polystyrene Diffuser Diffuseur Polystyrène		Módulo LED LED Module Modules LED
	Tapas Aluminio pintado Painted Aluminum end caps Embouts aluminium peint		Difusor PC/ACRIL PC/ACRIL Diffuser Diffuseur PC/ACRIL		Tubo LED LED Tube Tube LED
	Tapa acero INOX Stainless Steel 304 end caps Embouts INOX 304		Lamas ABS ABS louvers Lames ABS		Tubo fluorescencia Fluorescent Tube Tube Fluorescent
	Tapa acero INOX Stainless Steel 316 end caps		Lamas ABS - PC ABS - PC Louvers Lames ABS - PC		Tubo LED o Tubo fluorescente LED Tube or fluorescent tube Tube LED ou Tube fluorescent
	Tapas ABS ABS Plastic end caps Embouts PLASTIQUE ABS		Abrazaderas acero cincado Galvanized Steel Clamps Fixations acier zingué		Fuente de luz Light source Source de lumière
	Tapas Policarbonato PC Plastic end caps Embouts PLASTIQUE PC		Brazaderas acero inox Stainless Steel Clamps Fixations INOX		Fuente de luz Light source Source de lumière
	Tapas Plástico Metalizado Metalized Plastic end caps Embouts PLASTIQUE CHROMÉ		Abrazaderas cierre rápido Quick opening stainless steel Fixations INOX ouverture à grenouillère		Fuente de luz Light source Source de lumière
	Tapas Zamak Niquelado Nickel-plated ZAMAK end caps Embouts ZAMAK NICKELÉ		Abrazaderas PC antivandálica Vandalism PC Clamps Fixations INOX ouverture à grenouillère		Zona ATEX EX Area ATEX Zone
	Tapas acero niquelado Nickel-plated steel end caps Embouts Acier Nickelé		Abrazaderas ABS ABS Clamps Fixations PMMA antivandalismo		Sistema de emergencia Emergency Sistem Système d'urgence
	Aluminio Anodizado Anodized aluminum Aluminium anodisé		Aro ABS ABS Ring Fixations ABS		Grupo de riesgo fotobiológico Photobiological risk group Group de risque fotobiologique
	Reflector Aluminio brillo Reflector Aluminum Gloss Réflecteur Aluminium brillant		Abrazaderas techo o pared Ceiling or wall Clamps Fixations murs et parois		Índice MacAdam MacAdam Ellipse Taux MacAdam
	Reflector chapa lacada blanca White lacquered steel Reflector Réflecteur tôle lacquée blanc		Prensaestopa Cable Gland Presse étoupes		Índice de deslumbramiento unificado Unify glare rating Taux d'éblouissement
	Reflector acero lacado blanco White Lacquered Steel Reflector Réflecteur acier lacqué blanc		Empotrable para lámpara Embedded for lamps Encastrable pour lamp		Índice cromático Chromatic Index Taux chromatique
	Reflector acero galvanizado Galvanized Steel Reflector Réflecteur acier galvanisé		Brida suspensión perforación 18mm Clamps suspension borehole 18 mm Fixation avec suspension perforation 18 mm		Vida útil Useful life Durée de vie