



CATALOGUE
2015

OVER **500**
PRODUCTS

V-TAC[®] INNOVATIVE LED LIGHTING

COMPANY PROFILE

V-TAC is a **PREMIUM & INNOVATIVE LED LIGHTING BRAND** developed in conjunction with Energy Efficiency Specialists. The primary reason for this merger was to Develop, Design and Distribute premium quality but affordable LED lighting solutions.

V-TAC products are currently sold in over 50 countries across the globe and it has a wide range of products ranging from LED Spotlights, Bulbs, Tubes & Panels to Flood Lights, Streetlights and Industrial Lighting. **V-TAC's** strength and USP lies in offering **BEST QUALITY PRODUCTS** coupled with an **EXTENSIVE RANGE** at the most **COMPETITIVE PRICES**.

All **V-TAC** products carry CE, RohS, EMC and DEKRA Certificates, furthermore, some of its products have been certified by TUV in Germany. **V-TAC** only uses best quality components from leading brands such as Bridgelux, Samsung, Sharp, Meanwell and Trodonic.

V-TAC products go through extensive research and stringent quality control measures to ensure premium quality and excellent energy saving capabilities, as well as to keep them affordable for our client's.

LED technology is emerging as the most suitable choice all over the world and **V-TAC** has embarked on a journey to be a pioneer in affordable production and distribution of LED lights.

Its our ambition & goal to be the Leader in our field of providing Innovative, Cost Effective LED lighting. Not just to produce and distribute but to innovate and create perfect lighting solutions for all types of requirements.



The background features a series of overlapping, angular shapes in various shades of blue and grey, creating a sense of depth and movement. The shapes are layered, with some appearing to be in front of others, and they generally trend from the top-left towards the bottom-right. The colors range from light, airy blues to deep, vibrant blues and soft greys.

LIGHT UP YOUR LIFE

What is LED

LED or **LIGHT EMITTING DIODE**, is an Electronic Semiconductor Device that produces visible light when an electric charge is passed through it. LED's are categorized as Solid State Lighting (SSL) so are Organic Light Emitting Diode's (OLED's) and Light Emitting Polymers (LEP's). LED's by definition are more efficient in converting electricity into light. With advances in technology LED's are now available in Bulb & Fixture modules hence more adaptable for general lighting applications.






Bright Future















With global warming no longer being just a myth, LED's with their inherent qualities of **LOW ENERGY CONSUMPTION, HIGHER LUMEN CAPACITY** and **LONGEVITY** are high in demand both for Commercial as well as Residential usage. So much so that all major producers have started customizing the LED's for mass and everyday use. The luminous efficacy of LED's has developed to such an extent that replacements for traditional 100 W lamps are easily available. The projection being that in the near future LED's will be replacing most other traditional lighting sources for both Commercial as well as Residential Lighting. Not only are LED's energy efficient thereby reducing electricity costs but are also maintenance free and allow design centric innovations and artistry in lighting solutions.



LED Light Comparison

Light Source	<i>Incandescent</i>	<i>CFL</i>	<i>LED</i>
			
WATTS	40W	10W	5W
Lumens	400 lm	400 lm	470 lm
Lumens/Watts	10 lm/w	40 lm/w	94 lm/w
Energy Saving	—	75%	85%
Life Span	1,000 h	6,000 h	20,000 h

Index

	LED SPOT LIGHTS	06
	LED BULBS	14
	LED PAR/A111 BULBS	37
	LED TRACK LIGHTS	40
	LED PANELS	45
	LED DOME LIGHTS	60
	LED STRIP LIGHTS	65
	LED COB DOWNLIGHTS	78
	LED TUBES	92
	LED HIGHBAYS	102
	LED FLOOD LIGHTS	106
	LED WALL WASHER SERIES	118
	LED STREET LIGHTS	120
	LED OUTDOOR LIGHTS	124

Terminology Information

■ Lumens (lm)

Lumens is the standard by which the amount of brightness / light emitted by a light source is measured.

■ lm/w

This calculation denotes the amount of lumens emitted per watt of electricity used.

■ WATTS (W)

The watt (abbreviated W) is the International System of Units' (SI) standard unit of power (energy per unit time), the equivalent of one joule per second. The watt is used to specify the rate at which electrical energy is dissipated, or the rate at which electromagnetic energy is radiated, absorbed, or dissipated.

■ EQ.WATTS

This equation is used while shifting from an old lighting fixture and replacing the same with an LED fixture, hence the shift can be made based on the Wattage of lamp requirement.

■ Voltage / Frequency

Voltage denotes the electric power required for the effective working of the said product and frequency denotes the Horse Power of the said product.

■ CRI

The Color Rendering Index (CRI) is a scale from 0 to 100 percent indicating how accurate a "given" light source is at rendering color when compared to a "reference" light source. The higher the CRI, the better the color rendering ability.

■ PF

Power Factor is the ratio of the actual electrical power dissipated by an AC circuit to the product of the r.m.s. values of current and voltage. The difference between the two is caused by reactance in the circuit and represents power that does no useful work.

■ Beam Angle

A beam angle refers to the angle of light produced by a light source.

■ RECESSED

A recessed light or down light is a light fixture that is installed into a hollow opening in a ceiling.

■ SURFACED

The finished housing is exposed, not flush with surface.

■ RD

Round

■ SQ

Square

■ WP

Waterproof

■ NON WP

NON-Waterproof

■ IP RATING

IP Ratings (Ingress Protection) A two-digit number established by the International Electro Technical Commission, is used to provide an Ingress Protection rating to a piece of electronic equipment or to an enclosure for electronic equipment.

Here are some of the easy to follow references to help you decide which IP Rating you need or have.

IP20: Not protected from liquids.

IP44: Protected from water spray from any direction.

IP45: Protected from low pressure water jets from any direction.

IP65: Protected from low pressure water jets from any direction and dust ingress.

IP66: Protected from high pressure water jets from any direction.

IP67: Protected from immersion between 15 centimeters and 1 meter in depth.

IP68: Protected from long term immersion up to a specified pressure.

■ 5050/30

A number that signifies the size of the chip and number of chips on the LED strip where 5.0mm x 5.0mm being the size of the chip and 30 being the number of chips in one metre length of the strip.

■ 5050/60

A number that signifies the size of the chip and number of chips on the LED strip where 5.0mm x 5.0mm is the size of the chip and 60 being the number of chips in one metre length of the strip.

■ 5630/60

A number that signifies the size of the chip and number of chips on the LED strip where 5.6mm x 3.0mm is the size of the chip and 60 being the number of chips in one metre length of the strip.

■ 5630/72

A number that signifies the size of the chip and number of chips on the LED strip where 5.6mm x 3.0mm is the size of the chip and 72 being the number of chips in one metre length of the strip.

■ 3528/60

A number that signifies the size of the chip and number of chips on the LED strip where 3.5mm x 2.8mm is the size of the chip and 60 being the number of chips in one metre length of the strip.

Terminology Information

■ 3528/120

A number that signifies the size of the chip and number of chips on the LED strip where 3.5mm x 2.8mm is the size of the chip and 120 being the number of chips in one metre length of the strip.

■ 3014/204

A number that signifies the size of the chip and number of chips on the LED strip where 3.0mm x 1.4mm is the size of the chip and 204 being the number of chips in one metre length of the strip.

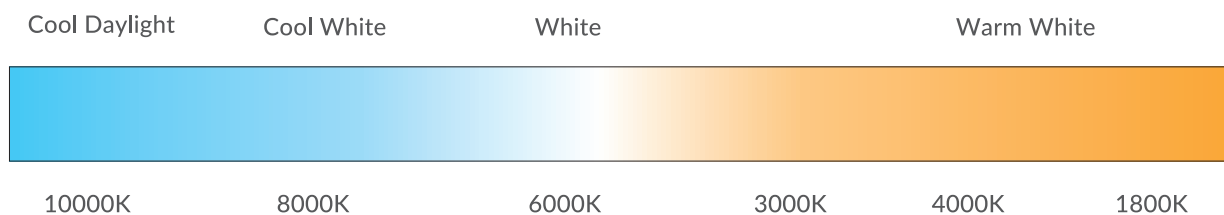
■ PKW

Stands for Powder Coating White which is the housing exterior color for lighting fixtures.

■ RGB

(Red, Green, and Blue) When you use RGB Color Changing LED Lights, you no longer have to decide which color to use. You can either allow the lights to cycle through a continuous color changing pattern, or stop the controller at any color you like. The possibilities are endless. Change your color scheme with the seasons, or simply at your whim with RGB Color Changing LED lights.

COLOR TEMPERATURE SCALE APPLICATION



The term used in general illumination is **CORRELATED COLOUR TEMPERATURE (CCT)**. CCT relates to the colour of light produced by a light source, and uses the Kelvin temperature measurement scale (SI unit of absolute temperature). It describes the relative colour appearance of a white light source, indicating whether it appears more yellow/gold ("warm") or more blue ("cool"), in terms of the range of available shades of white.

Many people are now familiar with the idea of a "warm" white or a "cool" white being offered by fluorescent and other light bulbs. These bulbs have vastly different colour temperatures. The "warm" bulb often has a colour temperature of 3,000K and casts a more orange/red light on objects. Because you normally associate warmth with red or orange objects, this accounts for the "warm" descriptive name, even though it is a cooler (lower) temperature on the Kelvin scale. A "cool" white bulb commonly has a colour temperature of 4,100K and higher on the Kelvin scale. This is in the low range of blue colour, similar to ice, therefore earning the "cool" description.



LED SPOT LIGHTS

Introducing sustainable & energy efficient substitute for the power consuming 35W and 50W Halogen Bulbs, An extensive range of LED SPOTLIGHTS (3W - 7W)

PRODUCT FEATURES

- Lasts 20 times longer than Standard Bulbs
- Uses 80% less energy than Standard Bulbs
- Aluminium & Thermoplastic Body options available
- Excellent Heat Radiation Efficiency
- Customized exterior for stronger body
- Wide range of High Power LED & COB Chips
- Wide beam angle up to 120°
- Non - Flickering
- Premium Quality Power Driver
- Broad Range of holders like GU10, GU 5.3, GU 5.3 JCDR
- Wide Voltage Range from AC: 180 - 240 V , 50/60 Hz & 12 v options
- Dimmable & Non Dimmable options

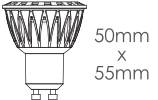
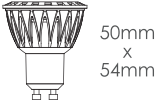
APPLICATIONS

- Perfect choice for Exhibition Stands, Hotels, Bars, Commercial & Residential Lighting



LED SPOTLIGHTS 110'D COB SPOTLIGHT SERIES



MODEL No.	VT-1860	VT-1860 D	VT-2888	VT-2888 D
SKU Code	1607 6000K White 1603 3000K Warmwhite 1620 4500K Daywhite	1644 6000K White 1627 3000K Warmwhite 1643 4500K Daywhite	1640 6000K White 1628 3000K Warmwhite 1639 4500K Daywhite	1656 6000K White 1654 3000K Warmwhite 1655 4500K Daywhite
WATTS	6W	6W	6W	6W
EQ. Watts	50W	50W	50W	50W
Voltage/Frequency	AC:170-240V, 50 Hz	AC:170-240V, 50 Hz	AC: 220-240V,50Hz	AC: 220-240V,50Hz
Luminous Flux	450 lm	450 lm	450lm	450lm
Led Type	COB	COB	COB	COB
CRI	>80	>80	> 80	> 80
PF	> 0.5	> 0.5	>0.5	>0.5
Beam Angle	110'D	110'D	110'D	110'D
Base	GU10	GU10	GU10	GU10
Body Type	Thermo Plastic	Thermo Plastic	Plastic	Plastic
Dimension	 50mm x 55mm	 50mm x 55mm	 50mm x 54mm	 50mm x 54mm
EAN Code 3000K	3800230625465	3800230627674	3800230628527	3800157601368
EAN Code 4500K	3800230627193	3800157600422	3800230629296	3800157601375
EAN Code 6000K	3800230626424	3800157600439	3800230629302	3800157601382

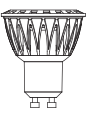
LED SPOTLIGHTS GU10 SPOTLIGHT SERIES



MODEL No.	VT-2882	VT-1971	VT-1878	VT-2828
SKU Code	N/A 6000K White 1629 3000K Warmwhite N/A 4500K Daywhite	1638 6000K White 1632 3000K Warmwhite 1637 4500K Daywhite	1617 6000K White 1615 3000K Warmwhite 1616 4500K Daywhite	1635 6000K White 1633 3000K Warmwhite 1634 4500K Daywhite
WATTS	6W	7W	5W	7W
EQ. Watts	50W	60W	50W	56W
Voltage/Frequency	AC: 220-240V,50Hz	AC: 100-240V, 50Hz	AC: 170-240V, 50Hz	AC: 220-240V,50Hz
Luminous Flux	450lm	580 lm	350 lm	450lm
Led Type	COB	COB	SMD	SMD
CRI	> 80	> 80	> 80	> 80
PF	>0.5	>0.5	> 0.4	>0.5
Beam Angle	38'D	38'D	38'D	38'D
Base	GU10	GU10	GU10	GU10
Body Type	Plastic	Plastic	Thermoplastic	Plastic
Dimension	 50mm x 54mm	 50mm x 50mm	 50mm x 55mm	 50mm x 73.5mm
EAN Code 3000K	3800230628558	3800230628831	3800230626837	3800230628886
EAN Code 4500K	N/A	3800230629272	3800230626844	3800230628893
EAN Code 6000K	N/A	3800230629289	3800230626851	3800230628909

LED SPOTLIGHTS GU10 SPOTLIGHT SERIES



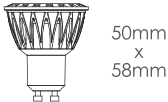
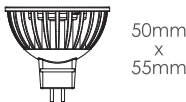
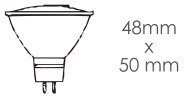
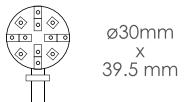
MODEL No.	VT-1859	VT-1843	VT-1871	VT-1959
SKU Code	1600 6000K White 1598 3000K Warmwhite 1599 4500K Daywhite	N/A 6000K White 1585 3000K Warmwhite 1586 4500K Daywhite	1612 6000K White 1610 3000K Warmwhite 1611 4500K Daywhite	1647 6000K White 1645 3000K Warmwhite 1646 4500K Daywhite
WATTS	3W	4W	5W	5W
EQ. Watts	25W	35W	40W	35W
Voltage/Frequency	AC: 170-240V, 50Hz	AC: 220-240V, 50Hz	AC: 170-240V, 50Hz	AC: 220-240V, 50Hz
Luminous Flux	200 lm	320 lm	350 lm	320lm
Led Type	SMD	SMD	SMD	SMD
CRI	> 80	> 80	> 80	> 80
PF	> 0.4	> 0.5	> 0.5	> 0.4
Beam Angle	110'D	120'D	110'D	38'D
Base	GU10	GU10	GU10	GU10
Body Type	Glass	Glass	Glass	Glass
Dimension	 50mm x 57mm	 50mm x 57mm	 50mm x 57mm	 50mm x 60mm
EAN Code 3000K	3800230624826	3800230624116	3800230626455	3800157600446
EAN Code 4500K	3800230624833	3800230624123	3800230626462	3800157600453
EAN Code 6000K	3800230624840	N/A	3800230626479	3800157600460

LED SPOTLIGHTS GU10/JCDR SPOTLIGHT SERIES



Available In Blister Pack



MODEL No.	VT-1890	VT-1891	VT-1882	VT-1877
SKU Code	1623 6000K White 1621 3000K Warmwhite 1622 4500K Daywhite	1626 6000K White 1624 3000K Warmwhite 1625 4500K Daywhite	1619 6000K White 1618 3000K Warmwhite 1630 4500K Daywhite	N/A 6000K White 4202 3000K Warmwhite N/A 4500K Daywhite
WATTS	3W	3W	3W	2.5W
EQ. Watts	25W	25W	25W	20W
Voltage/Frequency	AC: 220-240V, 50Hz	AC: 220-240V, 50Hz	AC: 220-240V, 50Hz	AC: 9-12V, 50Hz
Luminous Flux	260 lm	260 lm	200 lm	200 lm
Led Type	SMD	SMD	SMD	SMD
CRI	> 80	> 80	> 80	> 80
PF	> 0.5	> 0.5	> 0.4	> 0.4
Beam Angle	110'D	110'D	110'D	120'D
Base	GU10	MR16/JCDR.220V	JCDR.220v	G4
Body Type	Plastic	Plastic	Glass	Aluminum
Dimension	 50mm x 58mm	 50mm x 55mm	 48mm x 50 mm	 ø30mm x 39.5 mm
EAN Code 3000K	3800230627339	3800230627360	3800230627070	3800230625380
EAN Code 4500K	3800230627346	3800230627377	3800230628695	N/A
EAN Code 6000K	3800230627353	3800230627384	3800230627087	N/A

LED SPOTLIGHTS MR16 SPOTLIGHT SERIES



MODEL No.	VT-1892	VT-1834	VT-1824	VT-1837
SKU Code	1650 6000K White 1648 3000K Warmwhite 1649 4500K Daywhite	1554 6000K White 1546 3000K Warmwhite 1547 4500K Daywhite	1552 6000K White 1542 3000K Warmwhite 1528 4500K Daywhite	1562 6000K White 1543 3000K Warmwhite 1527 4500K Daywhite
WATTS	3W	4W	7W	7W
EQ. Watts	25W	35W	50W	50W
Voltage/Frequency	AC: 170-240V, 50Hz	AC: 9-14V, 50Hz	AC: 9-15V, 50Hz	AC: 9-15V, 50Hz
Luminous Flux	200 lm	300 lm	500 lm	380 lm
Led Type	SMD	SMD	HI-POWER LED	COB
CRI	> 80	> 80	> 80	> 80
PF	> 0.4	> 0.5	> 0.5	> 0.5
Beam Angle	110'D	38'D	38'D	38'D
Base	MR16	MR16.12V/GU5.3	MR16.12V/GU5.3	MR16.12V/GU5.3
Body Type	Glass	Plastic	Aluminum	Aluminum
Dimension	 50mm x 57mm	 50mm x 55mm	 50mm x 73.5mm	 50mm x 73.5mm
EAN Code 3000K	3800157600477	3800230620446	3800230620323	3800230620170
EAN Code 4500K	3800157600484	3800230620453	3800230620330	3800230620163
EAN Code 6000K	3800157600491	3800230620460	3800230620347	3800230620156

LED SPOTLIGHTS G9/G4 SPOTLIGHT SERIES

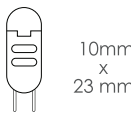
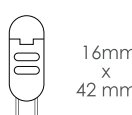




Available In Blister Pack




Available In Blister Pack



MODEL No.	VT-1863	VT-1963	VT-1846	VT-1849
SKU Code	4240 6000K White 4222 3000K Warmwhite 4287 4500K Daywhite	4314 6000K White 4312 3000K Warmwhite 4313 4500K Daywhite	4205 6000K White 4203 3000K Warmwhite 4204 4500K Daywhite	4297 6000K White 4295 3000K Warmwhite 4296 4500K Daywhite
WATTS	1.2W	3W	2W	4W
EQ. Watts	10W	25W	20W	40W
Voltage/Frequency	170-240V	220-240V	AC: 170-240V, 50Hz	AC: 170-240V, 50Hz
Luminous Flux	80lm	200lm	160lm	340lm
Led Type	CREE	SMD	SMD	SMD
CRI	> 80	> 80	> 80	> 80
PF	> 0.5	> 0.5	> 0.5	> 0.5
Beam Angle	300'D	270'D	120'D	120'D
Base	G4	G4	G9	G9
Body Type	Plastic	Silicon	Plastic	Plastic
Dimension	 10mm x 23mm	 16mm x 42mm	 18mm x 60mm	 50mm x 73.5mm
EAN Code 3000K	3800230625502	3800157600392	3800230625359	3800230628961
EAN Code 4500K	3800230628701	3800157600408	3800230625366	3800230628978
EAN Code 6000K	3800230626783	3800157600415	3800230625373	3800230628985

LED SPOTLIGHT BEZEL



SKU Code: 3467
Color: White
Shape: Square
EAN Code: 3800157600996

SKU Code: 3468
Color: White
Shape: Round
EAN Code: 3800157601009

A PREMIUM QUALITY LED SPOTLIGHT BEZEL

Strong customized body, aesthetic look , compatible with GU10 / MR16.What more with every purchase of this new and unique Bezel you get a holder absolutely free.

Bezel is die cast with Aluminium body and powder coated surface ensuring its static dissipation in addition to sturdy support to the spot light .

A smart purchase for a hassle free and effective operation.





LED BULBS

An extensive collection of LED Bulbs which have been retrofitted to suit most standard Lighting Fixtures, with a wide range of wattage from 3W to 15W

PRODUCT FEATURES

- Lasts 20 times longer than Standard Bulbs
- Uses 80% less energy than Standard Bulbs
- Aluminium & Thermoplastic Body options available
- Excellent Heat Radiation Efficiency
- Customized exterior for stronger body
- High Power LED Chips
- Wide beam angle up to 300°
- Non - Flickering
- Premium Quality Power Driver
- Broad Range of holders like E27,E14,B22
- Dimmable & Non Dimmable options




APPLICATIONS

- Widely used in Residential Lighting. LED Bulbs are the best replacement for conventional Incandescent or Fluorescent Bulbs








FILAMENT BULBS A60 SERIES



MODEL No.	VT-1885	VT-1887	VT-1987
SKU Code	N/A 6000K White 4259 3000K Warmwhite N/A 4500K Daywhite	N/A 6000K White 4272 3000K Warmwhite 4303 4500K Daywhite	N/A 6000K White 4321 3000K Warmwhite N/A 4500K Daywhite
WATTS	4W	6W	6W
EQ. Watts	40W	60W	60W
Voltage/Frequency	AC: 220-240V, 50Hz	AC: 220-240V, 50Hz	AC: 220-240V, 50Hz
Luminous Flux	450 lm	550 lm	550 lm
Commercial Type	A60	A60	A60
Led Type	Filament	Filament	Filament
CRI	> 80	> 80	> 80
PF	> 0.4	> 0.5	> 0.5
Beam Angle	300'D	300'D	300'D
Base	E27	E27	B22
Body Type	Glass	Glass	Glass
Dimension	 60mm x 103.5mm	 60mm x 107mm	 60mm x 107mm
EAN Code 3000K	3800230627179	3800230627667	3800157601016
EAN Code 4500K	N/A	3800157600064	N/A
EAN Code 6000K	N/A	N/A	N/A





FILAMENT BULBS CANDLE SERIES



MODEL No.	VT-1886	VT-1986	VT-1984	VT-1985
SKU Code	N/A 6000K White 4260 3000K Warmwhite N/A 4500K Daywhite	N/A 6000K White 4301 3000K Warmwhite N/A 4500K Daywhite	N/A 6000K White 4322 3000K Warmwhite N/A 4500K Daywhite	N/A 6000K White 4307 3000K Warmwhite N/A 4500K Daywhite
WATTS	2W	4W	4W	4W
EQ. Watts	20W	40W	40W	40W
Voltage/Frequency	AC: 220-240V, 50 Hz	AC: 220-240V, 50Hz	AC: 220-240V, 50Hz	AC: 220-240V, 50Hz
Luminous Flux	210 lm	400 lm	400 lm	400 lm
Commercial Type	Candle	Candle	Candle	Candle
Led Type	Filament	Filament	Filament	Filament
CRI	> 80	> 80	> 80	> 80
PF	> 0.4	> 0.4	> 0.4	> 0.4
Beam Angle	300'D	300'D	300'D	300'D
Base	E14	E14	B15	E14
Body Type	Glass	Glass	Glass	Glass
Dimension	 35mm x 100mm	 37mm x 100mm	 37mm x 100mm	 35mm x 100mm
EAN Code 3000K	3800230627186	3800230629951	3800157601023	3800157600347
EAN Code 4500K	N/A	N/A	N/A	N/A
EAN Code 6000K	N/A	N/A	N/A	N/A





FILAMENT BULBS CANDLE FLAME SERIES



MODEL No.	VT-1897	VT-1997	VT-1994	VT-1995
SKU Code	N/A 6000K White 4291 3000K Warmwhite 4320 4500K Daywhite	N/A 6000K White 4302 3000K Warmwhite N/A 4500K Daywhite	N/A 6000K White 4323 3000K Warmwhite N/A 4500K Daywhite	N/A 6000K White 4308 3000K Warmwhite N/A 4500K Daywhite
WATTS	2W	4W	4W	4W
EQ. Watts	20W	40W	40W	40W
Voltage/Frequency	AC: 220-240V, 50 Hz	AC: 220-240V, 50Hz	AC: 220-240V, 50Hz	AC: 220-240V, 50Hz
Luminous Flux	210 lm	450 lm	450 lm	400 lm
Commercial Type	Candle Flame	Candle Flame	Candle Flame	Candle Flame
Led Type	Filament	Filament	Filament	Filament
CRI	> 80	> 80	> 80	> 80
PF	> 0.4	> 0.4	> 0.4	> 0.4
Beam Angle	300'D	300'D	300'D	300'D
Base	E14	E14	B15	E14
Body Type	Glass	Glass	Glass	Glass
Dimension	 37mm x 121mm	 37mm x 121mm	 37mm x 121mm	 35mm x 121mm
EAN Code 3000K	3800230628848	3800230629968	3800157601030	3800157600354
EAN Code 4500K	3800157600972	N/A	N/A	N/A
EAN Code 6000K	N/A	N/A	N/A	N/A




FILAMENT BULBS G45/P45 SERIES



MODEL No.	VT-1895	VT-1980	VT-1896	VT-1996
SKU Code	N/A 6000K White 4261 3000K Warmwhite N/A 4500K Daywhite	N/A 6000K White 4306 3000K Warmwhite N/A 4500K Daywhite	N/A 6000K White 4262 3000K Warmwhite N/A 4500K Daywhite	N/A 6000K White 4300 3000K Warmwhite N/A 4500K Daywhite
WATTS	2W	4W	2W	4W
EQ. Watts	20W	40W	20W	40W
Voltage/Frequency	AC: 220-240V, 50Hz	AC: 220-240V, 50Hz	AC: 220-240V, 50 Hz	AC: 220-240V, 50Hz
Luminous Flux	210 lm	400 lm	210 lm	450 lm
Commercial Type	G45	G45	P45	P45
Led Type	Filament	Filament	Filament	Filament
CRI	> 80	> 80	> 80	> 80
PF	> 0.4	> 0.4	> 0.4	> 0.4
Beam Angle	300'D	300'D	300'D	300'D
Base	E27	E27	E14	E14
Body Type	Glass	Glass	Glass	Glass
Dimension	 45mm x 75mm	 121mm x 75mm	 45mm x 75mm	 45mm x 77mm
EAN Code 3000K	3800230627209	3800157600330	3800230627216	3800230629944
EAN Code 4500K	N/A	N/A	N/A	N/A
EAN Code 6000K	N/A	N/A	N/A	N/A



FILAMENT BULBS REFLECTOR SERIES



MODEL No.	VT-1961	VT-1976	VT-1962
SKU Code	N/A 6000K White 4309 3000K Warmwhite N/A 4500K Daywhite	N/A 6000K White 4310 3000K Warmwhite N/A 4500K Daywhite	N/A 6000K White 4311 3000K Warmwhite N/A 4500K Daywhite
WATTS	2 W	4W	6W
EQ. Watts	20W	40W	60W
Voltage/Frequency	AC: 220-240V, 50 Hz	AC: 220-240V, 50Hz	AC: 220-240V, 50Hz
Luminous Flux	210 lm	450 lm	620 lm
Commercial Type	R39	R50	R63
Led Type	Filament	Filament	Filament
CRI	> 80	> 80	> 80
PF	> 0.4	> 0.4	> 0.5
Beam Angle	200'D	200'D	200'D
Base	E14	E14	E27
Body Type	Glass	Glass	Glass
Dimension	 39mm x 67mm	 51mm x 86mm	 62mm x 100mm
EAN Code 3000K	3800157600361	3800157600378	3800157600385
EAN Code 4500K	N/A	N/A	N/A
EAN Code 6000K	N/A	N/A	N/A



LED BULBS GLOBE SERIES



MODEL No.	VT-1993	VT-1983
SKU Code	N/A 6000K White 4305 3000K Warmwhite N/A 4500K Daywhite	N/A 6000K White 4304 3000K Warmwhite N/A 4500K Daywhite
WATTS	6W	6W
EQ. Watts	60W	60W
Voltage/Frequency	AC: 220-240V, 50Hz	AC: 220-240V, 50Hz
Luminous Flux	600 lm	600 lm
Commercial Type	G95	G125
Led Type	Filament	Filament
CRI	> 80	> 80
PF	> 0.5	> 0.5
Beam Angle	280°D	280°D
Base	E27	E27
Body Type	Glass	Glass
Dimension	 79mm X 118mm	 120mm X 165mm
EAN Code 3000K	3800157600323	3800157600316
EAN Code 4500K	N/A	N/A
EAN Code 6000K	N/A	N/A



LED BULBS A60/E27 BULB SERIES



MODEL No.	VT-1918	VT-1828	VT-1853	VT-1864
SKU Code	4285 6000K White 4283 3000K Warmwhite 4284 4500K Daywhite	4212 6000K White 4210 3000K Warmwhite 4211 4500K Daywhite	4227 6000K White 4209 3000K Warmwhite 4226 4500K Daywhite	4230 6000K White 4228 3000K Warmwhite 4229 4500K Daywhite
WATTS	5W	7W	10W	12W
EQ. Watts	40W	45W	60W	75W
Voltage/Frequency	AC: 170-240V, 50Hz	AC: 170-240V, 50Hz	AC: 100-240V, 50Hz	AC: 100-240V, 50Hz
Luminous Flux	470 lm	470 lm	806 lm	1055 lm
Commercial Type	A60	A60	A60	A60
Led Type	SMD	SMD	SMD	SMD
CRI	> 80	> 80	> 80	> 80
PF	> 0.5	> 0.5	> 0.7	> 0.5
Beam Angle	200'D	270'D	200'D	200'D
Base	E27	E27	E27	E27
Body Type	Thermal Plastic	Plastic Clad Aluminum	Thermal Plastic	Thermal Plastic
Dimension	 60mm x 108mm	 60mm x 108mm	 60mm x 108mm	 60mm x 118mm
EAN Code 3000K	3800230628510	3800230624734	3800230623591	3800230626295
EAN Code 4500K	3800230628589	3800230624741	3800230626271	3800230626301
EAN Code 6000K	3800230628596	3800230624758	3800230626288	3800230626318





LED BULBS A60/A80 E27 BULB SERIES



MODEL No.	VT-1853 D	VT-1864 D	VT-1919	VT-1851
SKU Code	N/A 6000K White 4282 3000K Warmwhite N/A 4500K Daywhite	N/A 6000K White 4275 3000K Warmwhite N/A 4500K Daywhite	4290 6000K White 4288 3000K Warmwhite 4289 4500K Daywhite	4194 6000K White 4245 3000K Warmwhite 4193 4500K Daywhite
WATTS	10W	12W	15W	20W
EQ. Watts	60W	75W	95W	110W
Voltage/Frequency	AC: 220-240V, 50Hz	AC: 100-240V, 50/60Hz	AC: 100-240V, 50/60Hz	AC: 170-240V, 50Hz
Luminous Flux	806 lm	1055 lm	1500 lm	1700 lm
Commercial Type	A60	A60	A60	A80
Led Type	SMD	SMD	SMD	SMD
CRI	> 80	> 80	> 80	> 80
PF	> 0.7	> 0.5	> 0.5	> 0.5
Beam Angle	200'D	200'D	200'D	120'D
Base	E27	E27	E27	E27
Body Type	Thermal Plastic	Thermal Plastic	Thermal Plastic	Aluminum
Dimension	 60mm x 108mm	 60mm x 118mm	 60mm x 118mm	 80mm x 136mm
EAN Code 3000K	3800230628503	3800230627872	3800230628749	3800230626868
EAN Code 4500K	N/A	N/A	3800230628756	3800230624390
EAN Code 6000K	N/A	N/A	3800230628763	3800230624406

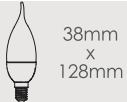
LED BULBS A60/A80 B22 SERIES



MODEL No.	VT-1987	VT-1828	VT-1853	VT-1852
SKU Code	N/A 6000K White 4321 3000K Warmwhite N/A 4500K Daywhite	4176 6000K White 4175 3000K Warmwhite 4197 4500K Daywhite	4234 6000K White N/A 3000K Warmwhite N/A 4500K Daywhite	4196 6000K White N/A 3000K Warmwhite 4195 4500K Daywhite
WATTS	6W	7W	10W	20W
EQ. Watts	60W	45W	60W	110W
Voltage/Frequency	AC: 220-240V, 50Hz	AC: 170-240V, 50Hz	AC: 100-240V, 50Hz	AC: 170-240V, 50Hz
Luminous Flux	550 lm	470 lm	806 lm	1700 lm
Commercial Type	A60	A60	A60	A80
Led Type	Filament	SMD	SMD	SMD
CRI	> 80	> 80	> 80	> 80
PF	> 0.5	> 0.5	> 0.7	> 0.5
Beam Angle	300'D	270'D	200'D	120'D
Base	B22	B22	B22	B22
Body Type	Glass	Plastic Clad Aluminum	Thermal Plastic	Aluminum
Dimension	 60mm x 107mm	 60mm x 108mm	 60mm x 108mm	 80mm x 136mm
EAN Code 3000K	3800157601016	3800230620859	N/A	N/A
EAN Code 4500K	N/A	3800230624437	N/A	3800230624413
EAN Code 6000K	N/A	3800230620866	3800157601061	3800230624420





LED BULBS LED CANDLE BULB SERIES





MODEL No.	VT-1818	VT-1818TP	VT-1865	VT-1858
SKU Code	4122 6000K White 4216 3000K Warmwhite 4166 4500K Daywhite	N/A 6000K White 4164 3000K Warmwhite 4156 4500K Daywhite	N/A 6000K White 4231 3000K Warmwhite N/A 4500K Daywhite	N/A 6000K White 4218 3000K Warmwhite N/A 4500K Daywhite
WATTS	4W	4W	4W	4W
EQ. Watts	30W	30W	30W	30W
Voltage/Frequency	AC: 170-240V, 50Hz	AC: 170-240V, 50Hz	AC: 170-240V, 50Hz	AC: 170-240V, 50Hz
Luminous Flux	320 lm	350 lm	320 lm	300 lm
Commercial Type	Candle	Candle Flame	Candle	Candle
Led Type	SMD	SMD	SMD	SMD
CRI	> 80	> 80	> 80	> 80
PF	> 0.4	> 0.4	> 0.4	> 0.4
Beam Angle	200'D	220'D	200'D	220'D
Base	E14	E14	B22	B15
Body Type	Plastic Clad Aluminum	Plastic Clad Aluminum	Plastic	Plastic
Dimension	 38mm x 107mm	 38mm x 128mm	 38mm x 105mm	 38mm x 105mm
EAN Code 3000K	3800230624796	3800230620743	3800230626325	3800230624819
EAN Code 4500K	3800230620675	3800230620736	N/A	N/A
EAN Code 6000K	3800230620668	N/A	N/A	N/A

LED BULBS LED CANDLE BULB SERIES



MODEL No.	VT-1854D	VT-1855	VT-1856D	VT-1857
SKU Code	N/A 6000K White 4213 3000K Warmwhite N/A 4500K Daywhite	4241 6000K White 4215 3000K Warmwhite 4258 4500K Daywhite	N/A 6000K White 4214 3000K Warmwhite N/A 4500K Daywhite	N/A 6000K White 4217 3000K Warmwhite N/A 4500K Daywhite
WATTS	6W	6W	6W	6W
EQ. Watts	40W	40W	40W	40W
Voltage/Frequency	AC: 170-240V, 50Hz	AC: 170-240V, 50Hz	AC: 170-240V, 50Hz	AC: 170-240V, 50Hz
Luminous Flux	470 lm	470 lm	470 lm	470 lm
Commercial Type	Candle	Candle	Candle	Candle
Led Type	SMD	SMD	SMD	SMD
CRI	> 80	> 80	> 80	> 80
PF	> 0.5	> 0.5	> 0.5	> 0.5
Beam Angle	200'D	180'D	200'D	180'D
Base	E14	E14	B15	B15
Body Type	Plastic	Plastic	Plastic	Plastic
Dimension	 37mm x 103mm	 37mm x 103mm	 37mm x 103mm	 37mm x 103mm
EAN Code 3000K	3800230624765	3800230624789	3800230624772	3800230624802
EAN Code 4500K	N/A	3800230627155	N/A	N/A
EAN Code 6000K	N/A	3800230626790	N/A	N/A

LED BULBS P45/G45 SERIES



MODEL No.	VT-1819	VT-1880	VT-1872	VT-1879
SKU Code	4124 6000K White 4123 3000K Warmwhite 4174 4500K Daywhite	4252 6000K White 4250 3000K Warmwhite 4251 4500K Daywhite	N/A 6000K White 4232 3000K Warmwhite N/A 4500K Daywhite	4249 6000K White 4247 3000K Warmwhite 4248 4500K Daywhite
WATTS	4W	6W	4W	6W
EQ. Watts	30W	40W	30W	40W
Voltage/Frequency	AC: 170-240V,50Hz	AC: 170-240V,50Hz	AC: 170-240V, 50Hz	AC: 170-240V,50Hz
Luminous Flux	320 lm	470lm	320 lm	470 lm
Commercial Type	P45	P45	G45	G45
Led Type	SMD	SMD	SMD	SMD
CRI	> 80	> 80	> 80	> 80
PF	> 0.4	> 0.5	> 0.4	> 0.5
Beam Angle	180'D	180'D	200'D	180'D
Base	E14	E14	B22	E27
Body Type	Plastic Clad Aluminum	Plastic	Plastic Clad Aluminum	Plastic
Dimension	 45mm x 78mm	 45mm x 80mm	 45mm x 74mm	 45mm x 75mm
EAN Code 3000K	3800230620996	3800230627049	3800230626332	3800230627018
EAN Code 4500K	3800230621009	3800230627056	N/A	3800230627025
EAN Code 6000K	3800230621016	3800230627063	N/A	3800230627032





LED BULBS G45/REFLECTOR SERIES



MODEL No.	VT-1830	VT-1861	VT-1876	VT-1862
SKU Code	4207 6000K White 4160 3000K Warmwhite 4162 4500K Daywhite	4242 6000K White 4219 3000K Warmwhite 4220 4500K Daywhite	4246 6000K White 4243 3000K Warmwhite 4138 4500K Daywhite	4244 6000K White 4221 3000K Warmwhite 4140 4500K Daywhite
WATTS	4W	3W	6W	8W
EQ. Watts	30W	25W	40W	60W
Voltage/Frequency	AC: 170-240V,50Hz	AC: 170-240V, 50Hz	AC: 170-240V, 50Hz	AC: 170-240V, 50Hz
Luminous Flux	320 lm	210 lm	350 lm	500 lm
Commercial Type	G45	R39	R50	R63
Led Type	SMD	SMD	SMD	SMD
CRI	> 80	> 80	> 80	> 80
PF	> 0.5	> 0.4	> 0.4	> 0.5
Beam Angle	200'D	120'D	120'D	120'D
Base	E27	E14	E14	E27
Body Type	Plastic Clad Aluminum	Plastic	Plastic	Plastic
Dimension	45mm x 75mm	39mm x 67mm	50mm x 86mm	63mm x 100mm
EAN Code 3000K	3800230621047	3800230625472	3800230626813	3800230625496
EAN Code 4500K	3800230621054	3800230625489	3800230620897	3800230620903
EAN Code 6000K	3800230624611	3800230626806	3800230626967	3800230626820





LED BULBS PL SERIES



MODEL No.	VT-1926	VT-1926	VT-1929	VT-1929
SKU Code	4116 6000K White N/A 3000K Warmwhite 4115 4500K Daywhite	4110 6000K White N/A 3000K Warmwhite 4109 4500K Daywhite	4299 6000K White N/A 3000K Warmwhite 4298 4500K Daywhite	4125 6000K White N/A 3000K Warmwhite 4126 4500K Daywhite
WATTS	6W	6W	10W	10W
EQ. Watts	60W	60W	100W	100W
Voltage/Frequency	AC: 200-240V, 50Hz	AC: 200-240V, 50Hz	AC: 200-240V, 50Hz	AC: 200-240V, 50Hz
Luminous Flux	485 lm	485 lm	850 lm	850 lm
Commercial Type	PL	PL	PL	PL
Led Type	SMD	SMD	SMD	SMD
CRI	> 80	> 80	> 80	> 80
PF	> 0.6	> 0.6	> 0.6	> 0.6
Beam Angle	120'D	120'D	120'D	120'D
Base	E27	G24	E27	G24
Body Type	Plastic	Plastic	Plastic	Plastic
Dimension	 147mm x 38mm	 147mm x 38mm	 180mm x 38mm	 180mm x 38mm
EAN Code 3000K	N/A	N/A	N/A	N/A
EAN Code 4500K	3800230621122	3800230621085	3800230629692	3800230621108
EAN Code 6000K	3800230621139	3800230621092	3800230629708	3800230621115



LED BULBS G120 /G95 SERIES



MODEL No.	VT-1883	VT-1884 D	VT-1893	VT-1893 D
SKU Code	4274 6000K White 4253 3000K Warmwhite 4273 4500K Daywhite	N/A 6000K White 4254 3000K Warmwhite N/A 4500K Daywhite	4278 6000K White 4276 3000K Warmwhite 4277 4500K Daywhite	N/A 6000K White 4279 3000K Warmwhite N/A 4500K Daywhite
WATTS	13W	13W	10W	10W
EQ. Watts	75W	75W	40W	40W
Voltage/Frequency	AC: 100-240V, 50Hz	AC: 100-240V, 50Hz	AC: 100-240V, 50/60Hz	AC: 100-240V, 50/60Hz
Luminous Flux	1055 lm	1055 lm	810 lm	810 lm
Commercial Type	G120	G120	G95	G95
Led Type	SMD	SMD	SMD	SMD
CRI	> 80	> 80	> 80	> 80
PF	> 0.7	> 0.7	> 0.5	> 0.5
Beam Angle	200'D	200'D	200'D	200'D
Base	E27	E27	E27	E27
Body type	Thermal Plastic	Thermal Plastic	Thermal Plastic	Thermal Plastic
Dimension	 120 x 158mm	 120 x 158mm	 95mm x 133mm	 95mm x 133mm
EAN Code 3000K	3800230627094	3800230627100	3800230627889	3800230627919
EAN Code 4500K	3800230627858	N/A	3800230627896	N/A
EAN Code 6000K	3800230627865	N/A	3800230627902	N/A

LED BULBS A120 SERIES



MODEL No.	VT-1930	VT-1945
SKU Code	4281 6000K White N/A 3000K Warmwhite 4280 4500K Daywhite	4294 6000K White 4292 3000K Warmwhite 4293 4500K Daywhite
WATTS	30W	40W
EQ. Watts	150W	200W
Voltage/Frequency	AC: 100-240V, 50/60Hz	AC: 100-240V, 50/60Hz
Luminous Flux	2200 lm	3400 lm
Commercial Type	A120	A120
Led Type	SMD	SMD
CRI	> 80	> 80
PF	> 0.7	> 0.7
Beam Angle	150°D	150°D
Base	E27	E27
Body Type	Aluminum Clad Plastic	Aluminum Clad Plastic
Dimension	 120mm x 215mm	 120mm x 212mm
EAN Code 3000K	N/A	3800230628930
EAN Code 4500K	3800230628251	3800230628947
EAN Code 6000K	3800230628268	3800230628954

NEW ARRIVAL



BLISTER PACKING



AVAILABLE IN BULBS, SPOTLIGHT AND CANDLE LIGHT



LED BULBS BLISTER PACKING



MODEL No.	VT-1853	VT-1853
SKU Code	N/A 6000K White 4325 3000K Warmwhite N/A 4500K Daywhite	4326 6000K White 4334 3000K Warmwhite N/A 4500K Daywhite
WATTS	10W	10W
EQ. Watts	60W	60W
Voltage/Frequency	AC: 100-240V, 50Hz	AC: 100-240V, 50Hz
Luminous Flux	806 lm	806 lm
Commercial Type	A60	A60
Led Type	SMD	SMD
CRI	> 80	> 80
PF	> 0.7	> 0.7
Beam Angle	200'D	200'D
Base	E27	B22
Body Type	Thermal Plastic	Thermal Plastic
Dimension	 60mm x 108mm	 60mm x 108mm
EAN Code 3000K	3800157601122	3800157601252
EAN Code 4500K	N/A	N/A
EAN Code 6000K	N/A	3800157601139



LED BULBS BLISTER PACKING



MODEL No.	VT-1864	VT-1864
SKU Code	N/A 6000K White 4327 3000K Warmwhite N/A 4500K Daywhite	4329 6000K White 4328 3000K Warmwhite N/A 4500K Daywhite
WATTS	12W	12W
EQ. Watts	75W	75W
Voltage/Frequency	AC: 100-240V, 50Hz	AC: 100-240V, 50Hz
Luminous Flux	1055 lm	1055 lm
Commercial Type	A60	A60
Led Type	SMD	SMD
CRI	> 80	> 80
PF	> 0.5	> 0.5
Beam Angle	200°D	200°D
Base	E27	B22
Body Type	Thermal Plastic	Thermal Plastic
Dimension	 60mm x 118mm	 60mm x 118mm
EAN Code 3000K	3800157601146	3800157601153
EAN Code 4500K	N/A	N/A
EAN Code 6000K	N/A	3800157601160



LED BULBS BLISTER PACKING



MODEL No.	VT-1855	VT-1880
SKU Code	N/A 6000K White 4330 3000K Warmwhite N/A 4500K Daywhite	N/A 6000K White 4331 3000K Warmwhite N/A 4500K Daywhite
WATTS	6W	6W
EQ. Watts	40W	40W
Voltage/Frequency	AC: 170-240V, 50Hz	AC: 170-240V, 50Hz
Luminous Flux	470 lm	470 lm
Commercial Type	Candle	P45
Led Type	SMD	SMD
CRI	> 80	> 80
PF	> 0.5	> 0.5
Beam Angle	180°D	180°D
Base	E14	E14
Body Type	Plastic	Plastic
Dimension	 37mm x 103mm	 45mm x 80mm
EAN Code 3000K	3800157601177	3800157601184
EAN Code 4500K	N/A	N/A
EAN Code 6000K	N/A	N/A

LED BULBS BLISTER PACKING



MODEL No.	VT-1887	VT-1986
SKU Code	N/A 6000K White 4332 3000K Warmwhite N/A 4500K Daywhite	N/A 6000K White 4333 3000K Warmwhite N/A 4500K Daywhite
WATTS	6W	4W
EQ. Watts	60W	40W
Voltage/Frequency	AC: 220-240V, 50Hz	AC: 220-240V, 50 Hz
Luminous Flux	550 lm	400 lm
Commercial Type	A60	Candle
Led Type	Filament	Filament
CRI	> 80	> 80
PF	> 0.5	> 0.4
Beam Angle	300°D	300°D
Base	E27	E14
Body Type	Glass	Glass
Dimension	 60mm x 107mm	 35mm x 100mm
EAN Code 3000K	3800157601191	3800157601207
EAN Code 4500K	N/A	N/A
EAN Code 6000K	N/A	N/A

LED SPOTLIGHT BLISTER PACKING

MODEL No. VT-1959

SKU Code

1653 6000K White
1651 3000K Warmwhite
1652 4500K Daywhite

WATTS

5W

EQ. Watts

35W

Voltage/Frequency

AC: 220-240V, 50Hz

Luminous Flux

320lm

Led Type

SMD

CRI

> 80

PF

> 0.4

Beam Angle

38°D

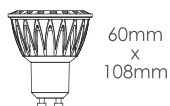
Base

GU10

Body Type

Glass

Dimension



EAN Code 3000K
EAN Code 4500K
EAN Code 6000K

3800157601214
3800157601221
3800157601238



GU10 LED SPOT LIGHT
5W and 320lm





LED PAR / AR111 BULBS

Instantly save upto 90% of energy consumption by switching from Halogen Par Lamps to V-TAC's premium quality Aluminium Par Bulb Series. This versatile series great quality light source also boasts of an impressive hour lamp life which has a huge impact on replacement costs

PRODUCT FEATURES

- Eco friendly and Power Saving alternative for Standard Halogen Par Lamps with a longer life.
- Each lamp is a direct retrofit for a comparable Halogen Par Lamp e.g. AR111, PAR 30 & PAR 38
- Made from Premium Quality Aluminium
- Exceptional Heat Radiation Efficiency
- Non - Flickering
- No UV Radiation
- Easy Installation
- Premium Quality Power Driver
- Creates better Lighting effect than the PAR bulb
- Dimmable & Non Dimmable options available

APPLICATIONS

- Widely used in Showrooms, Exhibition Stands, Stores, Offices and Reception areas, Hotels, Bars and Commercial Lighting



PAR BULBS SMD SERIES



MODEL No.	VT-1208	VT-1212	VT-1216
SKU Code	4265 6000K White 4263 3000K Warmwhite 4264 4500K Daywhite	4268 6000K White 4266 3000K Warmwhite 4267 4500K Daywhite	4271 6000K White 4269 3000K Warmwhite 4270 4500K Daywhite
WATTS	8W	12W	15W
EQ. Watts	40W	60W	75W
Voltage/Frequency	AC: 220-240V, 50Hz	AC: 220-240V, 50Hz	AC: 220-240V, 50Hz
Luminous Flux	450 lm	750 lm	1000 lm
Commercial Type	PAR 20	PAR 30	PAR 38
Led Type	SMD	SMD	SMD
CRI	> 80	> 80	> 80
PF	> 0.5	> 0.5	> 0.5
Beam Angle	40'D	40'D	40'D
Base	E27	E27	E27
Body Type	Plastic	Plastic	Plastic
Dimension	 63.5mm x 83mm	 95mm x 114mm	 120mm x 132mm
EAN Code 3000K	3800230627483	3800230627513	3800230627544
EAN Code 4500K	3800230627490	3800230627520	3800230627551
EAN Code 6000K	3800230627506	3800230627537	3800230627568

AR111 & PAR BULB SERIES



MODEL No.	VT-1868	VT-1112	VT-1110	VT-1110 D
SKU Code	N/A 6000K White 4237 3000K Warmwhite N/A 4500K Daywhite	4225 6000K White 4224 3000K Warmwhite 4223 4500K Daywhite	4061 6000K White 4084 3000K Warmwhite 4062 4500K Daywhite	4086 6000K White 4099 3000K Warmwhite 4106 4500K Daywhite
WATTS	7W	12W	15W	15W
EQ. Watts	35W	60W	75W	75W
Voltage/Frequency	AC: 220-240V, 50Hz	AC: 220-240V, 50Hz	AC: 12V, 50Hz	AC: 220V, 50Hz
Luminous Flux	500 lm	650 lm	700-780 lm	700-780 lm
Commercial Type	Gx53	AR111	AR111	AR111
Led Type	SMD	COB	COB	COB
CRI	> 80	> 80	> 80	> 80
PF	> 0.4	> 0.9	> 0.9	> 0.9
Beam Angle	20'D	40'D	20'D	20'D
Base	RECESSED GX53	GU10	RECESSED GX53	RECESSED GX54
Body Type	Thermoplastic	Plastic Clad Aluminum	Plastic Clad Aluminum	Plastic Clad Aluminum
Dimension	 75 x 23.5mm	 111mm x 91mm	 125mm x 125mm x 100mm	 125mm x 125mm x 100mm
EAN Code 3000K	3800230626387	3800230626257	3800230620064	3800230620088
EAN Code 4500K	N/A	3800230626219	3800230620057	3800230620071
EAN Code 6000K	N/A	3800230626264	3800230620040	3800230626486



LED TRACK LIGHTS

Perfect ecological alternative to Old Halogen Lights, Track lights are the extensive range of modern LED Track Lights! Delivering high performance, excellent durability and remarkable light output to serve the general Commercial and Retail market

PRODUCT FEATURES

- Available from 10w up to 30w
- Saves 80% energy
- No Lead or Mercury content hence Environment friendly
- Totally flexible, Compact & Adjustable design
- Provides Uniform Radiance & Enhances appeal of any environment
- No Ultraviolet or Infrared Rays
- Enhances measurable levels of performance as compared to older versions of high wattage halogen & HID light sources in retail & Commercial Lighting applications

APPLICATIONS

- Showrooms, Super Markets, Shops, hotels, Living Rooms, Museums etc



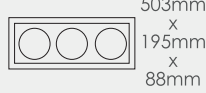



COB TRACK LIGHTS

AR-111 TRACK LIGHT SERIES




COB TRACK LIGHT



MODEL No.	VT-4721	VT-4722	VT-4723	VT-4540T
SKU Code	N/A 6000K White N/A 3000K Warmwhite 1194 4500K Daywhite	N/A 6000K White N/A 3000K Warmwhite 1195 4500K Daywhite	N/A 6000K White N/A 3000K Warmwhite 1196 4500K Daywhite	N/A 6000K White 1191 3000K Warmwhite 1192 4500K Daywhite
WATTS	23W	2*23W	3*23W	40W
EQ. Watts	60W	2*60W	3*60W	200W
Voltage/Frequency	AC: 100-264V, 50/60Hz	AC: 100-264V, 50/60Hz	AC: 100-264V, 50/60Hz	AC: 100-264V, 50/60Hz
Luminous Flux	1700-1800lm	2*(1700-1800lm)	3*(1700-1800lm)	2400lm/2600lm
Led Chip	COB	COB	COB	SHARP
CRI	> 70	> 70	> 70	>70
PF	> 0.9	> 0.9	> 0.9	> 0.9
Beam Angle	24'D	24'D	24'D	>22'D
Body Type	Aluminum	Aluminum	Aluminum	Aluminum
Dimension	 <p>201mm x 195mm x 88mm</p>	 <p>358mm x 195mm x 88mm</p>	 <p>503mm x 195mm x 88mm</p>	 <p>255mm x 185mm x 138mm</p>
EAN Code 3000K	N/A	N/A	N/A	3800230629548
EAN Code 4500K	3800157600033	3800157600040	3800157600057	3800230629555
EAN Code 6000K	N/A	N/A	N/A	N/A




COB TRACK LIGHTS PREMIUM SERIES



MODEL No.	VT-4521T	VT-4524T	VT-4548T
SKU Code	1201 6000K White N/A 3000K Warmwhite N/A 4500K Daywhite	1203 6000K White N/A 3000K Warmwhite 1204 4500K Daywhite	1199 6000K White N/A 3000K Warmwhite N/A 4500K Daywhite
WATTS	20W	23W	48W
EQ. Watts	100W	120W	250W
Voltage/Frequency	AC: 100-240V, 50/60Hz	AC: 100-240V, 50/60Hz	AC: 90-240V, 50/60Hz
Luminous Flux	1500lm	1500lm	4300lm
Led Chip	COB	COB	SMD
CRI	>80	>80	> 80
PF	> 0.9	> 0.9	> 0.9
Beam Angle	46°D	25°D	100°D
Body Type	Cast Aluminum	Cast Aluminum	Aluminum
Dimension	 80mm x 132mm	 241mm x 120mm x 112mm	 204mm x 107mm x 230mm
EAN Code 3000K	N/A	N/A	N/A
EAN Code 4500K	N/A	3800157600200	N/A
EAN Code 6000K	3800157600170	3800157600194	3800157600156



COB TRACK LIGHTS PREMIUM SERIES



MODEL No.	VT-4521T	VT-4524T	VT-4548T
SKU Code	1202 6000K White N/A 3000K Warmwhite N/A 4500K Daywhite	1205 6000K White N/A 3000K Warmwhite 1206 4500K Daywhite	1200 6000K White N/A 3000K Warmwhite N/A 4500K Daywhite
WATTS	20W	23W	48W
EQ. Watts	100W	120W	250W
Voltage/Frequency	AC: 100-240V, 50/60Hz	AC: 100-240V, 50/60Hz	AC: 90-240V, 50/60Hz
Luminous Flux	1500lm	1500lm	4300lm
Led Chip	COB	COB	SMD
CRI	>80	>80	> 80
PF	> 0.9	> 0.9	> 0.9
Beam Angle	46°D	25°D	100°D
Body Type	Cast Aluminum	Cast Aluminum	Aluminum
Dimension	 80mm x 132mm	 241mm x 120mm x 112mm	 204mm x 107mm x 230mm
EAN Code 3000K	N/A	N/A	N/A
EAN Code 4500K	N/A	3800157600224	N/A
EAN Code 6000K	3800157600187	3800157600217	3800157600163

COB TRACK LIGHTS TRACK ACCESSORIES

SKU CODE	DESCRIPTION	EAN CODE
3543	GU10 Fitting 4 Line Black	3800230628282
3544	GU10 Fitting 4 Line White	3800230628299
3545	GU10 Fitting 2 Line Black	3800230628305
3546	GU10 Fitting 2 Line White	3800230628312
3547	Par30 Fitting 4 Line Black	3800230628329
3548	Par30 Fitting 4 Line White	3800230628336
3549	Par30 Fitting 2 Line Black	3800230628343
3550	Par30 Fitting 2 Line White	3800230628350
3551	Par 30 Fitting Recessed Mounted Black	3800230628367
3552	Par 30 Fitting Recessed Mounted White	3800230628374
3553	Par 20 Fitting 4 Line Black	3800230628381
3554	Par 20 Fitting 4 Line White	3800230628398
3555	Par 20 Fitting 2 Line Black	3800230628404
3556	Par 20 Fitting 2 Line White	3800230628411
3557	130mm 4 Line Black	3800230628428
3558	130mm 4 Line White	3800230628435
3559	Flexible Joint 4 Line Black	3800230628442
3560	Flexible Joint 4 Line White	3800230628459
3514	2I Track Light Accessory Black	3800230626110
3516	2T Track Light Accessory Black	3800230626127
3517	2X Track Light Accessory Black	3800230626134
3515	2L Track Light Accessory Black	3800230626141
3519	2I Track Light Accessory White	3800230626158
3518	2X Track Light Accessory White	3800230626172
3520	2L Track Light Accessory White	3800230626189
3523	4I Track Light Accessory Black	3800230623195
3524	4T Track Light Accessory Black	3800230623201
3526	4X Track Light Accessory Black	3800230623218
3528	4L Track Light Accessory Black	3800230623225
3522	4I Track Light Accessory White	3800230623232
3525	4T Track Light Accessory White	3800230623249
3527	4X Track Light Accessory White	3800230623256
3529	4L Track Light Accessory White	3800230623263
9944	1 Meter Black 4 Core Track	3800230623133
9952	1.5 Meters Black 4 Core Track	3800230623140
9954	2 Meters Black 4 Core Track	3800230623157
9945	1 Meter White 4 Core Track	3800230623164
9953	1.5 Meters White 4 Core Track	3800230623171
9955	2 Meters White 4 Core Trac	3800230623188
3565	Hanging Track Line Kit 1Meter Black	3800157600019
3566	Hanging Track Line Kit 1Meter White	3800157600026





LED PANELS

Uniform radiance coupled with consistent illumination and zero hot or cold spots, just pure systematic radiance with the V-TAC LED Light Panels. Practical, Economical and friendly

PRODUCT FEATURES

- Ultra Slim Design
- Contemporary & Elegant Design
- Higher Light Transmission Rate
- Applies to 20° Celsius to 60° Celsius
- Exterior shell, cannot be easily damaged
- No infrared, does not attract flies
- 10 mm thickness, Easy to install
- No Lead or Mercury content hence Environment friendly
- Dimmable options available in selected models

APPLICATIONS

- Office Lighting (Conference Room, Showroom and lobby cabin etc.) Kitchen and Domestic Lighting



LED PANELS COLOR CHANGING PANEL SERIES



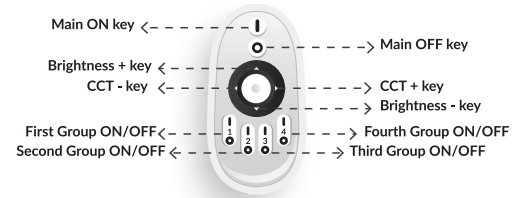
60X60 LED PANEL 3 IN 1

- One panel can give output of 3 different colors
- Turn the power on/off to change color temperature from 3000K to 4500K to 6000K
- Slim design with smooth diffuser to give a modern look

3 IN 1 COLOR CHANGEABLE
3000K/ 4500K/ 6000K



Dimming Controller:



MODEL No.	VT 6063 CHANGE COLOR WITH SWITCH BUTTON	VT 6064 COLOR CHANGE WITH REMOTE CONTROL
-----------	---	--

SKU Code	<table border="0"> <tr> <td>6064</td> <td> <ul style="list-style-type: none"> 6000K White 3000K Warmwhite 4500K Daywhite </td> <td>6065</td> <td> <ul style="list-style-type: none"> 6000K White 3000K Warmwhite 4500K Daywhite </td> </tr> </table>	6064	<ul style="list-style-type: none"> 6000K White 3000K Warmwhite 4500K Daywhite 	6065	<ul style="list-style-type: none"> 6000K White 3000K Warmwhite 4500K Daywhite 	6075	<ul style="list-style-type: none"> 6000K White 3000K Warmwhite 4500K Daywhite
6064	<ul style="list-style-type: none"> 6000K White 3000K Warmwhite 4500K Daywhite 	6065	<ul style="list-style-type: none"> 6000K White 3000K Warmwhite 4500K Daywhite 				
WATTS	45 W	36W					
EQ. Watts	150W	120W					
Voltage/Frequency	AC: 220-240V, 50 Hz	AC: 220-240V, 50 Hz					
Luminous Flux	3600lm	2880lm					
Led Type	SMD	SMD					
CRI	≥80	≥80					
PF	> 0.9	> 0.9					
Beam Angle	120'D	120'D					
Body Type	Aluminum+PMMA+PS(PKW)	Aluminum+PMMA+PS(PKW)					
Shape	Square	Square					
Dimension							
EAN Code 3000K	<table border="0"> <tr> <td>3800230627254</td> <td>W/O Driver</td> <td>3800230627261</td> </tr> </table>	3800230627254	W/O Driver	3800230627261	3800230629982		
3800230627254		W/O Driver	3800230627261				
EAN Code 4500K							
EAN Code 6000K							

DRIVER FOR LED PANEL 3in1


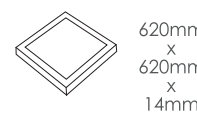
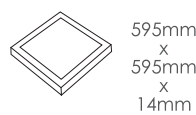
SKU	6048
TYPE	EMC APPROVED, NON-DIMMABLE
POWER	45W
EAN CODE	3800230628871

DRIVER FOR LED PANEL 3in1

SKU	6049
TYPE	EMC APPROVED, DIMMABLE
POWER	36W
EAN CODE	3800230629999

LED PANELS BIG PANEL SERIES



MODEL No.	VT-6060	VT-6062	VT-6065
SKU Code <i>For Panels only Without Power Supply</i>	6025 6000K White 6028 3000K Warmwhite 6024 4500K Daywhite	N/A 6000K White N/A 3000K Warmwhite 6063 4500K Daywhite	6072 6000K White 6070 3000K Warmwhite 6071 4500K Daywhite
WATTS	45W	45W	45W
EQ. Watts	150W	150W	150W
Voltage/Frequency	AC: 200-240V, 50 Hz	AC: 200-240V, 50 Hz	AC: 200-240V, 50 Hz
Luminous Flux	3600lm	3600lm	3600lm
Led Chip	SMD 3014	SMD 3014	SMD 3014
CRI	>80	>80	>80
PF	> 0.9	> 0.9	> 0.9
Beam Angle	120'D	120'D	120'D
Body Type	Aluminum+PMMA+PS	Aluminum+PMMA+PS	Aluminum+PMMA+PS
Shape	Sqaure	Square	Square
Dimension	 595mm x 595mm x 14mm	 620mm x 620mm x 14mm	 595mm x 595mm x 14mm
EAN Code 3000K	3800230624482	N/A	3800230628602
EAN Code 4500K	3800230623652	3800230625571	3800230628619
EAN Code 6000K	3800230623584	N/A	3800230628626

All the above panels are w/o driver .for driver please see below SKU numbers

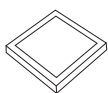

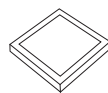
DRIVERS FOR PANELS

SKU	6004	6019	6029
TYPE	EMC APPROVED	DIMMABLE	TRIDONIC
POWER	45W	45W	45W

LED PANELS BIG PANEL SERIES



MATRIX FITTING

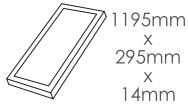
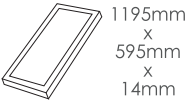
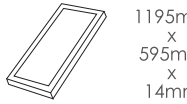
MODEL No.	VT-3031	VT-2800 RD	VT-6066
SKU Code <i>For Panels only Without Power Supply</i>	6082 6000K White 6080 3000K Warmwhite 6081 4500K Daywhite	4850 6000K White 4848 3000K Warmwhite 4849 4500K Daywhite	6074 6000K White N/A 3000K Warmwhite 6073 4500K Daywhite
WATTS	20W	28W	40W
EQ. Watts	60W	84W	120W
Voltage/Frequency	AC: 200-240V, 50 Hz	AC: 170-240V, 50Hz	AC: 100-240V, 50Hz
Luminous Flux	1600lm	1960lm	3200lm
Led Chip	SMD 3014	SAMSUNG 5630	SMD
CRI	>80	>80	>80
PF	> 0.9	> 0.8	> 0.9
Beam Angle	120'D	120'D	120'D
Body Type	Aluminum+PMMA+PS	Aluminum(PKW)	Aluminum+PMMA+PS
Shape	Square	Round	Square
Dimension	 295mm x 295mm x 14mm	 Φ 260mm	 610mm x 610mm x 70mm
EAN Code 3000K	3800157601443	3800230627711	N/A
EAN Code 4500K	3800157601450	3800230627728	3800230629241
EAN Code 6000K	3800157601467	3800230627735	3800230629258

DRIVERS FOR PANEL

SKU	8065
TYPE	EMC APPROVED
POWER	28W
EAN CODE	3800230627742

LED PANELS BIG PANEL SERIES



MODEL No.	VT-12030	VT-12060	VT-12061
SKU Code <i>For Panels only Without Power Supply</i>	6027 6000K White 6069 3000K Warmwhite 6026 4500K Daywhite	6068 6000K White 6066 3000K Warmwhite 6067 4500K Daywhite	6076 6000K White N/A 3000K Warmwhite 6077 4500K Daywhite
WATTS	45W	72W	72W
EQ. Watts	150W	210W	210W
Voltage/Frequency	AC: 200-240V, 50 Hz	AC: 170-240V, 50Hz	AC: 170-240V, 50Hz
Luminous Flux	3600lm	5700lm	5700lm
Led Chip	SMD 3014	SMD 2835	SMD 2835
CRI	>80	>80	>80
PF	> 0.9	> 0.9	> 0.9
Beam Angle	120'D	120'D	120'D
Body Type	Aluminum+PMMA+PS	Aluminum+PMMA+PS	Aluminum+PMMA+PS
Shape	Rectangle	Rectangle	Rectangle
Dimension	 1195mm x 295mm x 14mm	 1195mm x 595mm x 14mm	 1195mm x 595mm x 14mm
EAN Code 3000K	3800230628466	3800230627773	N/A
EAN Code 4500K	3800230623638	3800230627780	3800157600118
EAN Code 6000K	3800230623621	3800230627797	3800157600101

All the above panels are w/o driver .for driver please see below SKU numbers

DRIVERS FOR PANELS

SKU	6047
TYPE	EMC APPROVED
POWER	72W

LED PANEL ACCESSORIES

In order to make the slim panels more compatible, V-TAC has developed accessories so that the products can be installed in different types of option. This allows all our panels to be installed in three different types as required by the clients. They are :

- Recessed type
- Suspended mounted
- Surface mounted

Below are the accessories which support in making this type of installation possible



SUSPENDED MOUNTING FOR PANELS
PRODUCT SKU : 6018
EAN CODE: 3800230623669

• This product can be used for all sizes of panels , that is

- 300 x 300
- 600 x 600
- 1200 x 300
- 1200 x 600

Case for External mounting for panels



Mounting for 300 x 300
Product SKU: 9970
EAN Code: 3800230623690

Mounting for 600 x 600
Product SKU : 9967
EAN Code: 3800230623676



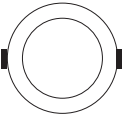
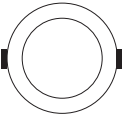
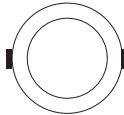
Mounting for 1200 x 300
Product SKU : 9969
EAN Code: 3800230623683

Extension Frame for 625 x 625
Product SKU : 9968
EAN Code: 3800230623706



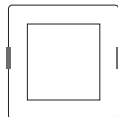
LED PANELS ECONOMY PANEL SERIES



MODEL No.	VT-607 RD	VT-1207 RD	VT-1807 RD
SKU Code	4856 6000K White 4854 3000K Warmwhite 4855 4500K Daywhite	4859 6000K White 4857 3000K Warmwhite 4858 4500K Daywhite	4862 6000K White 4860 3000K Warmwhite 4861 4500K Daywhite
WATTS	6W	12W	18W
EQ. Watts	24W	48W	72W
Voltage/Frequency	AC: 200-240V, 50Hz	AC: 200-240V, 50 Hz	AC: 200-240V, 50 Hz
Luminous Flux	390lm	900lm	1350lm
Led Chip	SMD	SMD	SMD
CRI	>75	>75	>75
PF	> 0.9	> 0.9	> 0.9
Beam Angle	120'D	120'D	120'D
Body Type	Aluminum+PMMA+PS	Aluminum+PMMA+PS	Aluminum+PMMA+PS
Shape	Round	Round	Round
Dimension	 Ø120mm x 25mm	 Ø170mm x 25mm	 Ø225mm x 25mm
Cutting Size	D=Ø105mm	D=Ø155mm	D=Ø205mm
EAN Code 3000K	3800230629753	3800230629784	3800230629814
EAN Code 4500K	3800230629760	3800230629791	3800230629821
EAN Code 6000K	3800230629777	3800230629807	3800230629838

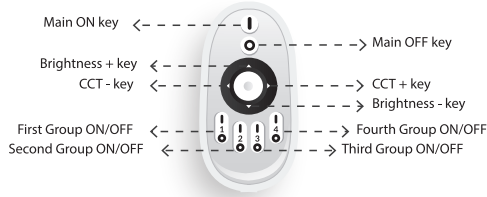
LED PANELS ECONOMY PANEL SERIES



MODEL No.	VT-607 SQ	VT-1207 SQ	VT-1807 SQ
SKU Code	4865 6000K White 4863 3000K Warmwhite 4864 4500K Daywhite	4868 6000K White 4866 3000K Warmwhite 4867 4500K Daywhite	4871 6000K White 4869 3000K Warmwhite 4870 4500K Daywhite
WATTS	6W	12W	18W
EQ. Watts	24W	48W	72W
Voltage/Frequency	AC: 200-240V, 50Hz	AC: 200-240V, 50 Hz	AC: 200-240V, 50 Hz
Luminous Flux	390lm	900lm	1350lm
Led Chip	SMD	SMD	SMD
CRI	>75	>75	>75
PF	> 0.9	> 0.9	> 0.9
Beam Angle	120'D	120'D	120'D
Body Type	Aluminum+PMMA+PS	Aluminum+PMMA+PS	Aluminum+PMMA+PS
Shape	Square	Square	Square
Dimension	 120mm x 120mm x 25mm	 170mm x 170mm x 25mm	 225mm x 225mm x 25mm
Cutting Size	105mm x 105mm	155mm x 155mm	205mm x 205mm
EAN Code 3000K	3800230629845	3800230629876	3800230629906
EAN Code 4500K	3800230629852	3800230629883	3800230629913
EAN Code 6000K	3800230629869	3800230629890	3800230629920

LED PANELS COLOR CHANGING PANEL SERIES

Dimming Controller:



MODEL No.	VT-808D RD	VT-1508D RD	VT-2208D RD
-----------	------------	-------------	-------------

SKU Code

4851	<ul style="list-style-type: none"> 6000K White 3000K Warmwhite 4500K Daywhite 	4852	<ul style="list-style-type: none"> 6000K White 3000K Warmwhite 4500K Daywhite 	4853	<ul style="list-style-type: none"> 6000K White 3000K Warmwhite 4500K Daywhite
------	--	------	--	------	--

WATTS

8W	15W	22W
----	-----	-----

EQ. Watts

24W	45W	88W
-----	-----	-----

Voltage/Frequency

AC: 100~240V, 50/60Hz	AC: 100~240V, 50/60Hz	AC: 100~240V, 50/60Hz
-----------------------	-----------------------	-----------------------

Luminous Flux

560lm	1200lm	1760lm
-------	--------	--------

Led Type

SMD 5630	SMD 5630	SMD 5630
----------	----------	----------

CRI

>80	>80	>80
-----	-----	-----

PF

> 0.6	> 0.6	> 0.9
-------	-------	-------

Beam Angle

120°D	120°D	120°SD
-------	-------	--------

Body Type

Aluminium (PKW)	Aluminium (PKW)	Aluminium (PKW)
------------------	------------------	------------------

Shape

Round	Round	Round
-------	-------	-------

Dimension

 Φ120mm	 Φ172mm	 Φ220mm
--	--	--


Cutting Size


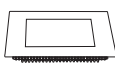


D= Φ105mm	D= Φ 155mm	D= Φ 205mm
-----------	------------	------------

EAN Code 3000K
EAN Code 4500K
EAN Code 6000K

3800230628718	3800230628725	3800230628732
---------------	---------------	---------------


LED PANELS SG PANEL SERIES




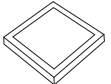


MODEL No.	VT-800 RD	VT-800 SQ	VT-1500 RD	VT-1500 SQ
SKU Code <i>For Panels only Without Power Sup</i>	4821 6000K White 4823 3000K Warmwhite 4822 4500K Daywhite	4818 6000K White 4820 3000K Warmwhite 4819 4500K Daywhite	4827 6000K White 4829 3000K Warmwhite 4828 4500K Daywhite	4824 6000K White 4826 3000K Warmwhite 4825 4500K Daywhite
WATTS	8W	8W	15W	15W
EQ. Watts	24W	24W	45W	45W
Voltage/Frequency	AC:170-240V, 50 Hz	AC:170-240V, 50 Hz	AC: 170-240V, 50 Hz	AC: 170-240V, 50 Hz
Luminous Flux	720-800lm	720-800lm	1050lm	1050lm
Led Chip	Samsung 5630	Samsung 5630	Samsung 5630	Samsung 5630
CRI	>80	>80	>80	>80
PF	> 0.8	> 0.8	> 0.8	> 0.8
Beam Angle	120'D	120'D	120'D	120'D
Body Type	Aluminum(PKW)	Aluminum(PKW)	Aluminum(PKW)	Aluminum(PKW)
Shape	Round	Square	Round	Square
Dimension	 Ø145mm x 20mm	 120mm x 120mm x 20mm	 Ø180mm x 20mm	 160mm x 160mm x 20mm
Cutting Size	D=Ø125mm	105mm x 105mm	D=Ø160mm	140mm x 140mm
EAN Code 3000K	3800230622594	3800230622570	3800230622631	3800230622617
EAN Code 4500K	3800230624963	3800230624970	3800230624987	3800230624994
EAN Code 6000K	3800230622587	3800230622563	3800230622624	3800230622600

DRIVERS FOR PANELS

SKU	8036	8037	8058	8059
TYPE	EMC APPROVED, NON-DIMMABLE	EMC APPROVED, NON-DIMMABLE	DIMMABLE DRIVER	DIMMABLE DRIVER
POWER	8W	15W	8W	15W
EAN CODE	3800230625519	3800230625526	3800230625540	3800230625557


LED PANELS SG PANEL SERIES
SURFACE PANEL SERIES






MODEL No.	VT-2200 RD	VT-2200 SQ	VT-1422 RD	VT-1422 SQ
SKU Code	4833 6000K White 4835 3000K Warmwhite 4834 4500K Daywhite	4830 6000K White 4832 3000K Warmwhite 4831 4500K Daywhite	4815 6000K White 4817 3000K Warmwhite 4816 4500K Daywhite	4812 6000K White 4814 3000K Warmwhite 4813 4500K Daywhite
WATTS	22W	22W	22W	22W
EQ. Watts	70W	70W	66W	66W
Voltage/Frequency	AC: 170-240V, 50 Hz	AC: 170-240V, 50Hz	AC: 170-240V, 50 Hz	AC: 170-240V, 50 Hz
Luminous Flux	2300lm	2300lm	1980lm	1980lm
Led Chip	Samsung 5630	Samsung 5630	Samsung 5630	Samsung 5630
CRI	> 80	>80	> 80	> 80
PF	> 0.9	> 0.9	> 0.9	> 0.9
Beam Angle	120'D	120'D	120'D	120'D
Body Type	Aluminum (PKW)	Aluminum(PKW)	Aluminum (PKW)	Aluminum (PKW)
Shape	Round	Square	Round	Square
Dimension	 Ø 240mm x 20mm	 220mm x 220mm x 20mm	 Ø 235mm x 35mm	 235mm x 235mm x 35mm
Cutting Size	D=Ø220mm	195mm x 195mm	D=Ø190mm	190mm x 190mm
EAN Code 3000K	3800230622679	3800230622655	3800230622853	3800230622822
EAN Code 4500K	3800230625007	3800230625014	3800230622846	3800230622815
EAN Code 6000K	3800230622662	3800230622648	3800230622839	3800230622808

DRIVERS FOR PANELS


SKU	8038	8060
TYPE	EMC APPROVED, NON-DIMMABLE	DIMMABLE DRIVER
POWER	22W	22W
EAN CODE	3800230625533	3800230625564


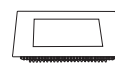

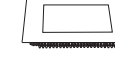
LED PANELS SURFACE PANEL SERIES





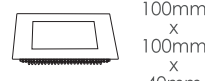


MODEL No.	VT-1408RD	VT-1408 SQ	VT-1415 RD	VT-1415 SQ
SKU Code	4803 6000K White 4805 3000K Warmwhite 4804 4500K Daywhite	4800 6000K White 4802 3000K Warmwhite 4801 4500K Daywhite	4809 6000K White 4811 3000K Warmwhite 4810 4500K Daywhite	4806 6000K White 4808 3000K Warmwhite 4807 4500K Daywhite
WATTS	8W	8W	15W	15W
EQ. Watts	24W	24W	45W	45W
Voltage/Frequency	AC: 170-240V, 50 Hz	AC: 170-240V, 50 Hz	AC: 170-240V, 50Hz	AC: 170-240V, 50 Hz
Luminous Flux	720lm	720lm	1350lm	1350lm
Led Chip	Samsung 5630	Samsung 5630	Samsung 5630	Samsung 5630
CRI	>80	>80	>80	>80
PF	> 0.9	> 0.9	> 0.9	> 0.9
Beam Angle	120'D	120'D	120'D	120'D
Body Type	Aluminum(PKW)	Aluminum(PKW)	Aluminum(PKW)	Aluminum(PKW)
Shape	Round	Square	Round	Square
Dimension	 Ø 115mm x 35mm	 115mm x 115mm x 35mm	 Ø 175mm x 35mm	 175mm x 175mm x 35mm
Cutting Size	D=Ø 70mm	70mm x 70mm	D=Ø 130mm	130mm x 130mm
EAN Code 3000K	3800230622730	3800230622709	3800230622792	3800230622761
EAN Code 4500K	3800230622723	3800230622693	3800230622785	3800230622754
EAN Code 6000K	3800230622716	3800230622686	3800230622778	3800230622747

LED PANELS GLASS PANEL SERIES






MODEL No.	VT-1202G RD	VT-1202G SQ	VT-1881G RD	VT-1881G SQ
SKU Code	4743 6000K White 4744 3000K Warmwhite N/A 4500K Daywhite	4741 6000K White 4742 3000K Warmwhite N/A 4500K Daywhite	4759 6000K White 4760 3000K Warmwhite N/A 4500K Daywhite	4745 6000K White 4746 3000K Warmwhite N/A 4500K Daywhite
WATTS	12W	12W	18W	18W
EQ. Watts	48W	48W	54W	54W
Voltage/Frequency	AC: 170-240V, 50Hz	AC: 170-240V, 50 Hz	AC: 170-240V, 50 Hz	AC: 170-240V, 50 Hz
Luminous Flux	1080lm	1080lm	1620lm	1620lm
Led Chip	SMD 2835	SMD 2835	SMD 2835	SMD 2835
CRI	>80	>80	>80	>80
PF	> 0.9	> 0.9	> 0.9	> 0.9
Beam Angle	120'D	120'D	120'D	120'D
Body Type	Glass+Aluminum	Glass+Aluminum	Glass+Aluminum	Glass+Aluminum
Shape	Round	Square	Round	Square
Dimension	 Ø160mm x 40mm	 160mm x 160mm x 40mm	 Ø198mm x 40mm	 198mm x 198mm x 40mm
Cutting Size	D=Ø120mm	120mm x 120mm	D=Ø145mm	145mm x 145mm
EAN Code 3000K	3800230622938	3800230622914	3800230622976	3800230622952
EAN Code 4500K	N/A	N/A	N/A	N/A
EAN Code 6000K	3800230622921	3800230622907	3800230622969	3800230622945

LED PANELS
GLASS PANELS
COLOR CHANGING PANEL SERIES






MODEL No.	VT-602G RD	VT-602G SQ	VT-1206 G , RD	VT-1206 G , SQ
SKU Code	4739 6000K White 4740 3000K Warmwhite N/A 4500K Daywhite	4737 6000K White 4738 3000K Warmwhite N/A 4500K Daywhite	4836 { 6000K White 3000K Warmwhite 4500K Daywhite	4839 { 6000K White 3000K Warmwhite 4500K Daywhite
WATTS	6W	6W	12W	12W
EQ. Watts	20W	20W	48W	48W
Voltage/Frequency	AC: 170-240V, 50Hz	AC: 170-240V, 50Hz	AC: 110-240V, 50Hz	AC: 110-240V, 50Hz
Luminous Flux	450-550lm	450-550lm	1020lm	1020lm
Led Chip	SMD 2835	SMD 2835	SMD 2835	SMD 2835
CRI	>80	>80	>70	>70
PF	> 0.9	> 0.9	> 0.6	> 0.6
Beam Angle	120'D	120'D	120'D	120'D
Body Type	Glass+Aluminum	Glass+Aluminum	Glass+Aluminum	Glass+Aluminum
Shape	Round	Square	Round	Square
Dimension	 Ø100mm x 40mm	 100mm x 100mm x 40mm	 Ø160mm x 40mm	 160mm x 160mm x 40
Cutting Size	D=Ø75mm	75mm x 75mm	D=Ø120mm	120mm x 120mm
EAN Code 3000K	3800230622891	3800230622877	3000K } 4500K } 3800230626585 6000K }	3800230626592
EAN Code 4500K	N/A	N/A		
EAN Code 6000K	3800230622884	3800230622860		

LED PANELS COLOR CHANGING PANEL SERIES



✓ CHANGE AT THE CLICK OF A BUTTON

✓ 3 IN 1 COLOR CHANGEABLE
3000K/ 4500K/ 6000K

MODEL No.	VT-1806 RD	VT-1806, SQ	VT-606 G , RD	VT-606 G , SQ
SKU Code	4837 { 6000K White 3000K Warmwhite 4500K Daywhite	4838 { 6000K White 3000K Warmwhite 4500K Daywhite	4841 { 6000K White 3000K Warmwhite 4500K Daywhite	4840 { 6000K White 3000K Warmwhite 4500K Daywhite
WATTS	18W	18W	6W	6W
EQ. Watts	54W	54W	24W	24W
Voltage/Frequency	AC: 90-240V, 50 Hz	AC: 90-240V, 50 Hz	AC: 90-240V, 50 Hz	AC: 90-240V, 50 Hz
Luminous Flux	1080-1260lm	1080-1260lm	540lm	540lm
Led Type	SMD	SMD	SMD 2835	SMD 2835
CRI	>70	>70	>70	>70
PF	> 0.7	> 0.7	> 0.7	> 0.7
Beam Angle	120'D	120'D	120'D	120'D
Body Type	Glass+Aluminum	Glass+Aluminum	Glass+Aluminum	Glass+Aluminum
Shape	Round	Square	Round	Square
Dimension	 Ø 200mm	 200mm x 200mm x 34mm	 Ø 96mm x 40mm	 96mm x 96mm x 40mm
Cutting Size	D=Ø165mm	165mm x 165mm	D=Ø59mm	59mm x 59mm
EAN Code 3000K EAN Code 4500K EAN Code 6000K	3800230626608	3800230626615	3800230626561	3800230626578



LED DOME LIGHTS

Introducing a customized innovation to an old problem LED DOME LIGHTS, Compact and Easy to install elegant replacement for traditional full round Dome Lights, Creates a perfect fusion between bright and dark spots for ambience of any environment

PRODUCT FEATURES

- 80% Electricity savings as compared to traditional Incandescent Bulbs
- 20,000 hours Lifespan
- Non - Flickering
- No UV Radiation
- Easy Installation
- Premium Quality LED Chip
- Premium Quality Power Driver
- Instant start 0-100% in 0 seconds
- Extreme Weather toleration (-20 to + 45 Degrees Centigrade)

APPLICATIONS

- Mostly used in Parking Lots, Passage's in big areas, Exterior Walls of Prestigious Buildings for ambience, Airports, Ports and Malls



SENSOR SERIES DOME LED LIGHT WITH SENSOR



With Microwave Sensor



SENSOR INSIDE



MODEL No.

VT-8001C

VT-8008

VT-8008

SKU Code

N/A 6000K White
N/A 3000K Warmwhite
4965 4500K Daywhite

4980 6000K White
4981 3000K Warmwhite
4971 4500K Daywhite

4985 6000K White
N/A 3000K Warmwhite
4984 4500K Daywhite

Sensor Type

Microwave

Microwave

Microwave

Color

White

Black

White

Detection Range

360°

Max. (0 x H): 10m x 4m

Max. (0 x H): 10m x 4m

Voltage

AC: 110-240V,50/60Hz

220-240VAC

220-240VAC

Rated Load

17W(96PCS SMD LED)

12W

12W

Detection Distance

2m, 5m, 8m(radius)

10%/50%/100%(can be customized)

10%/50%/100%(can be customized)

Time Delay

6s, 30s, 90s, 5min, 12min, 30min

10s/1min/5min/10min/30min

10s/1min/5min/10min/30min (can be customized)

Ambient Light

10lux.50lux.150lux.2000lux

840lux

840lux

Body Type

PC Cover

PC Cover

PC Cover

Detector

/

/

/

Dimension

Ø296 x 96mm

Ø300 x 100mm

Ø300 x 100mm

EAN Code 3000K

3800230625809

3800230629586

N/A

EAN Code 4500K

N/A

3800230629036

3800157601290

EAN Code 6000K

N/A

3800230629579

3800157601306

LED DOME LIGHTS


MODEL No.
VT-8006
VT-8007
VT-8009
SKU Code
*N/A 6000K White
N/A 3000K Warmwhite
4969 4500K Daywhite*
*N/A 6000K White
N/A 3000K Warmwhite
4970 4500K Daywhite*
*N/A 6000K White
N/A 3000K Warmwhite
4972 4500K Daywhite*
WATTS
12W
12W
12W
Voltage/Frequency
AC: 220-240V,50/60Hz
AC: 220-240V,50/60Hz
AC: 220-240V,50/60Hz
Luminous Flux
780lm
840lm
780lm
IP
IP66
IP66
IP66
CRI
>80
>80
>80
PF
>0.9
>0.9
>0.9
Beam Angle
110°D
110°D
110°D
Color of Fixture
Black
Black
Black
Body Type
Plastic Clad Aluminum
Plastic Clad Aluminum
Plastic Clad Aluminum
Shape
Half-Round
Full-Round
Half-Oval
Dimension

 Ø300mm
x
100mm

 Ø300mm
x
100mm

 290mm
x
200mm
x
100mm

EAN Code 3000K

N/A

N/A

N/A

EAN Code 4500K

3800230629012

3800230629029

3800230629043

EAN Code 6000K

N/A

N/A

N/A

LED DOME LIGHTS



MODEL No.	VT-8006	VT-8007	VT-8010
SKU Code	N/A 6000K White N/A 3000K Warmwhite 4986 4500K Daywhite	N/A 6000K White N/A 3000K Warmwhite 4983 4500K Daywhite	N/A 6000K White N/A 3000K Warmwhite 4973 4500K Daywhite
WATTS	12W	12W	12W
Voltage/Frequency	AC: 220-240V,50/60Hz	AC: 220-240V,50/60Hz	AC: 220-240V,50/60Hz
Luminous Flux	780lm	840lm	840lm
IP	IP66	IP66	IP66
CRI	>80	>80	>80
PF	>0.9	>0.9	>0.9
Beam Angle	110°D	110°D	110°D
Color of Fixture	White	White	Black
Body Type	Plastic Clad Aluminum	Plastic Clad Aluminum	Plastic Clad Aluminum
Shape	Half-Round	Full-Round	Full-Oval
Dimension	Ø300mm x 100mm	Ø300mm x 100mm	290mm x 200mm x 100mm
EAN Code 3000K	N/A	N/A	N/A
EAN Code 4500K	3800157601313	3800157601283	3800230629050
EAN Code 6000K	N/A	N/A	N/A

12W LED DOME LIGHTS
Designer Series

SENSOR SERIES



MODEL No.	VT-8005	VT-8002C	VT-8003	VT-8004
SKU Code	4982	4966	4967	4968
Sensor Type	Infrared	Microwave	Infrared	Infrared
Color	White	White	White	White
Detection Range	360°	360°	180°	360°
Voltage	AC: 110-240V,50/60Hz	AC: 220-240V,50Hz	AC: 220-240V,50Hz	AC: 220-240V,50Hz
Rated Load	Max.60W(E27)	Uses Max. 60W(E27)	Max.300W(LED)	Max.300W(LED)
Detection Distance	Max.6m (<24° C)	1-8m (radius) adjustable	max.12m (<24° C)	max.12m (<24° C)
Time Delay	10sec±3sec-5min±1min(adjustable)	10 sec to 12 min (adjustable)	10 sec to 7min(adjustable)	10sec to 7min(adjustable)
Ambient Light	<3-2000LUX(adjustable)	<3-2000LUX (adjustable)	<3-2000LUX (adjustable)	<3-2000LUX(adjustable)
Body Type	Plastic	PC Cover	PC	PC
Detector	/	/	One	Three
Dimension	Ø55.5mm x 116.5mm	296 x 96mm	86.4 x 60.4 x 98mm	88 x 55mm
EAN Code	3800157600071	3800230625816	3800230625823	3800230625830



LED STRIP LIGHTS

Add an extensive array of lights and colors to any setting or interior, rejuvenate and transform the ambience of any environment at the flick of a switch with V-TAC's LED Strip Light Series. Easy installation with minimal space requirement makes this the right choice for Restaurants, Auditoriums and Meeting Rooms etc.

PRODUCT FEATURES



- Flexible & easy installation
- Exceptionally low power consumption
- Multiple visual effects in unending colours and shades
- Available in 12V and 220V with different color range from Warm White to RGB
- Available in IP20 and IP65 rating
- Available in 8mm or 10mm width
- Available in 1 or 1.5 meter rigid bar options with different options of Aluminium Profiles
- LED strip is a low Voltage flexible Ribbon available in 12v

APPLICATIONS

- Ideal for illuminating Borders, Edges, Cabinets, Bars and any area with limited space for installation
- Safe to use in most of the application areas like Kitchens, Bathroom, Cabinet and so on.



LED STRIP LIGHT SERIES 5050 AND 5630 SMD SERIES



	5050-WP 30 LED/M	5050-NON WP 60 LED/M	5050-WP 60 LED/M	5630-NON WP 60 LED/M	Rigid-Bar 5630-NON WP 72 LED/M	Rigid-Bar With Profile 5630-NON WP 72 LED/M
LED Type	5050	5050	5050	5630	5630	5630
Watt/M	4.8W	9.6W	9.6W	12W	16W	18W
Current/M	.4A	.8A	.8A	1A	.8A	1.5A
Voltage	12V	12V	12V	12V	12V	12V
LED Qty	30	60	60	60	72	72
LM/LED	14	14	14	30	20:22	22
Beam Angle	120°	120°	120°	120°	120°	120°
IP Rating	IP65	IP20	IP65	IP20	IP20	IP20
Width	10mm	10mm	10mm	10mm	10mm	12mmx1meter 12mmx0.5meter
SKU CODE:						1meter 0.5meter
White	2144	2126	2148	2451	2308	2310 2312
Warm White	2145	2122	2149	2455	2309	2311 2313
Daywhite	N/A	2143	2150	2458	2314	N/A N/A
Red	2129	2128	2152	N/A	N/A	N/A N/A
Green	N/A	2138	2153	N/A	N/A	N/A N/A
Blue	2142	2137	2151	N/A	N/A	N/A N/A
Yellow	N/A	2156	N/A	N/A	N/A	N/A N/A
RGB	2118	2120	2155	N/A	N/A	N/A N/A
EAN CODE:						1meter 0.5meter
White	3800230621399	3800230621481	3800230621498	3800230621603	3800230621702	3800230627810 3800230627830
Warm White	3800230621412	3800230621504	3800230621511	3800230624963	3800230621719	3800230627827 3800230627841
Daywhite	N/A	3800230621467	3800230621474	3800230628480	3800230628497	N/A N/A
Red	3800230621450	3800230624468	3800230624775	N/A	N/A	N/A N/A
Green	N/A	3800230621443	3800230621450	N/A	N/A	N/A N/A
Blue	3800230621436	3800230621429	3800230621436	N/A	N/A	N/A N/A
Yellow	N/A	3800230628824	N/A	N/A	N/A	N/A N/A
RGB	3800230621528	3800230621542	3800230621559	N/A	N/A	N/A N/A

LED STRIP LIGHT SERIES 3528 AND 3014 SMD SERIES



	5050-NON WP 30 LED/M	3528-NON WP 60 LED/M	3528-WP 60 LED/M	3528-NON WP 120 LED/M	3528-WP 120 LED/M	3014-NON WP 204 LED/M	5050-NON WP 60 LED/M RGB+W	5050-NON WP 60 LED/M RGB+W.W
--	-------------------------	-------------------------	---------------------	--------------------------	----------------------	--------------------------	----------------------------------	------------------------------------

LED Type	5050	3528	3528	3528	3528	3014	5050	5050
Watt/M	5W	3.6W	3.6W	7.2W	7.2W	18W	14.4W	14.4W
Current/M	.3A	.3A	.3A	.6A	.6A	1.5A	1.2A	1.2A
Voltage	12V	12V	12V	12V	12V	12V	12V	12V
LED Qty	30	60	60	120	120	204	30:30	30:30
LM/LED	12	5	5	5	5	10LM	15LM	15LM
Beam Angle	120°	120°	120°	120°	120°	120°	120°	120°
IP Rating	IP20	IP20	IP65	IP20	IP65	IP20	IP20	IP20
Width	10mm	8mm	8mm	8mm	8mm	10mm	10mm	10mm
SKU CODE:								
White	2133	2005	2031	2002	2037	2403	N/A	N/A
Warm White	2135	2016	2032	2025	2038	2404	N/A	N/A
Daywhite	N/A	2041	2043	2042	2044	2405	N/A	N/A
Red	2136	2015	2036	2030	2039	N/A	N/A	N/A
Green	N/A	2011	2034	N/A	N/A	N/A	N/A	N/A
Blue	2127	2013	2035	2029	2027	N/A	N/A	N/A
Yellow	N/A	2009	2033	N/A	N/A	N/A	N/A	N/A
RGB	2124	N/A	N/A	N/A	N/A	N/A	2159(RGB+W)	2160(RGB+W.W)
EAN CODE:								
White	3800230621382	3800230621153	3800230621146	3800230621283	3800230621290	3800230628053	N/A	N/A
Warm White	3800230621405	3800230621160	3800230621177	3800230621306	3800230621313	3800230628060	N/A	N/A
Daywhite	N/A	3800230621184	3800230621191	3800230621320	3800230621337	3800157600309	N/A	N/A
Red	3800230621443	3800230621269	3800230621276	3800230621368	3800230621375	N/A	N/A	N/A
Green	N/A	3800230621221	3800230621238	N/A	N/A	N/A	N/A	N/A
Blue	3800230621429	3800230621252	3800230621245	3800230621344	3800230621351	N/A	N/A	N/A
Yellow	N/A	3800230621214	3800230621207	N/A	N/A	N/A	N/A	N/A
RGB	3800230621535	N/A	N/A	N/A	N/A	N/A	3800230629623	3800157601245

LED STRIP SETS PLUG AND PLAY



LED STRIP LIGHT set is a complete kit where we provide you with 5 meters of LED STRIP LIGHT ,along with the POWER SUPPLY and CONNECTOR and REMOTE CONTROL (optional) ,to make it a complete kit .



Available and made in different colour options as per requirement.

- LED Strip
- Remote control (included)
- Driver (included)
- Packing: Blister Pack, 5 meters roll

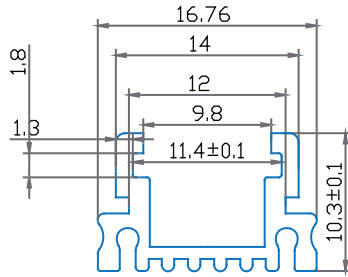

SKU CODE	DESCRIPTION	EAN CODE
2351	LED Strip Set SMD3528 60 LEDs 4500K IP20	3800230621634
2350	LED Strip Set SMD5050 30 LEDs RGB IP20	3800230621641
2352	LED Strip Set SMD5050 30 LEDs RGB IP65	3800230621658
2353	LED Strip Set SMD5050 60 LEDs RGB IP20	3800230621665
2354	LED Strip Set SMD5050 60 LEDs RGB IP65	3800230621672
2355	LED Strip Set SMD5050 60 LEDs White IP20	3800230621689
2356	LED Strip Set SMD5050 60 LEDs White IP65	3800230621696

LED STRIP ACCESSORIES

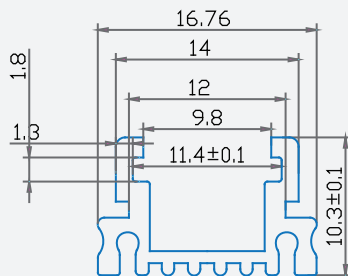

SKU CODE	DESCRIPTION	EAN CODE
3500	Flexible Connector - LED Strip 3528	3800230622051
3501	Flexible Connector - LED Strip 5050	3800230622068
3502	Flexible Connector - LED Strip 5050 RGB	3800230622075
3503	Connector - LED Strip 3528	3800230622082
3504	Connector - LED Strip 5050	3800230622099
3505	Connector - LED Strip 5050 RGB	3800230622105
3507	Flexible Connector - LED Strip 3528 DC Female	N/A
3508	Flexible Connector - LED Strip 5050 DC Female	N/A
3509	Connector - LED Strip 3528 Cross Type	N/A
3510	Connector - LED Strip 5050 Cross Type	N/A
3511	Connector - LED Strip 5050 L Type	N/A
3512	Connector - LED Strip DC Female	3800230622112



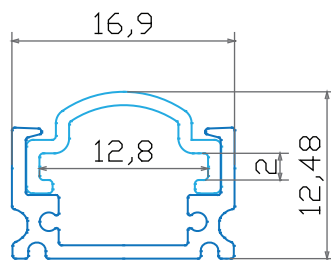
ALUMINIUM PROFILES FOR LED STRIPS



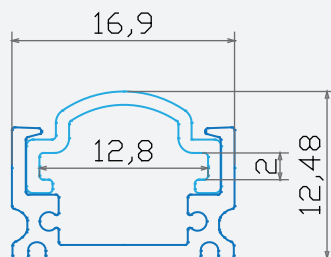
MODEL NO: VT-7101
SKU CODE: 9981
SIZE: 16.76 x 10.3 x 1000 mm
COLOR: Transparent
EAN CODE: 3800230622129



MODEL NO: VT-7101
SKU CODE: 9982
SIZE: 16.76 x 10.3 x 1000 mm
COLOR: Matt
EAN CODE: 3800230622136

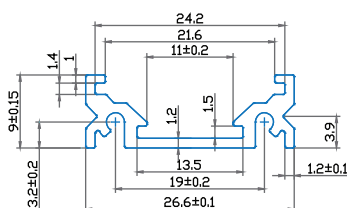


MODEL NO: VT-7102
SKU CODE: 9983
SIZE: 16.9 x 12.48 x 1000 mm
COLOR: Transparent
EAN CODE: 3800230622143

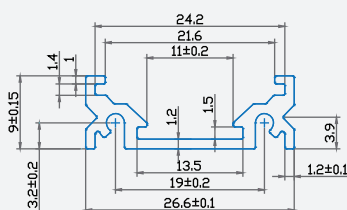


MODEL NO: VT-7102
SKU CODE: 9984
SIZE: 16.9 x 12.48 x 1000 mm
COLOR: Matt
EAN CODE: 3800230622150

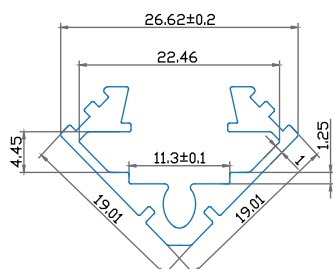

ALUMINIUM PROFILES FOR LED STRIPS



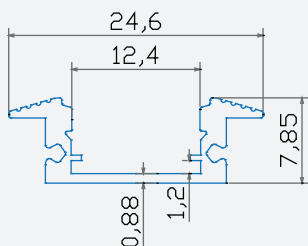
MODEL NO: VT-7103
SKU CODE: 9985
SIZE: 26.5 x 9 x 1000 mm
COLOR: Transparent
EAN CODE: 3800230622167



MODEL NO: VT-7103
SKU CODE: 9986
SIZE: 26.5 x 9 x 1000 mm
COLOR: Matt
EAN CODE: 3800230622174

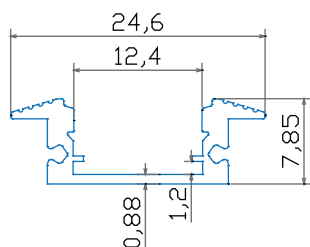


MODEL NO: VT-7104
SKU CODE: 9987
SIZE: 19 x 19 x 1000 mm
COLOR: Matt
EAN CODE: 3800230622181

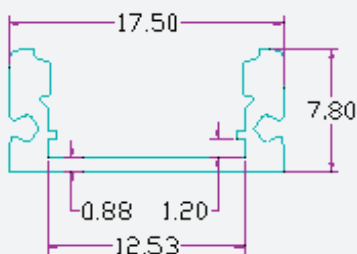



MODEL NO: VT-7105
SKU CODE: 9990
SIZE: 24.6 x 7.85 x 1000 mm
COLOR: Milky
EAN CODE: 3800230628077

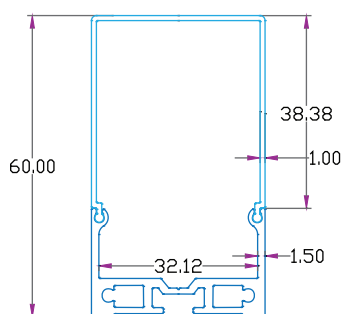
ALUMINIUM PROFILES FOR LED STRIPS



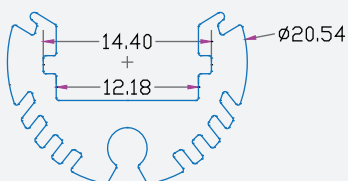
MODEL NO: VT-7105
SKU CODE: 9991
SIZE: 24.6 x 7.85 x 2000 mm
COLOR: Milky
EAN CODE: 3800230628794



MODEL NO: VT-7106
SKU CODE: 9992 /9993
SIZE: 17.5 x 7.8 x 1000 / 2000 mm
COLOR: Milky / Milky
EAN CODE: 3800230628800
 3800230628817



MODEL NO: VT-7107
SKU CODE: 9994
SIZE: 60 x 35.1 x 1000 mm
COLOR: Milky
EAN CODE: 3800157601399



MODEL NO: VT-7108
SKU CODE: 9995
SIZE: ø20.54 x 1000 mm
COLOR: Milky
EAN CODE: 3800157601405

LED STRIP CONTROLLERS

SKU Code	Model No.	Description	Max Current /Watt	Input Voltage	Size	EAN Code
3300	VT-2402	Dimmer for LED Strip with Remote Control	8A, 96W	DC 12/24 V	115 x 55 x 35 mm	3800230622198
3303	VT-2404	Radio Controller with Remote Control 4 Buttons	12A, 144W	DC 12/24 V	105 x 65 x 20 mm	3800230622204
3304	VT-2401	Infrared Controller with Remote Control 24 Buttons	6A, 72W	DC 12/24 V	65 x 35 x 22 mm	3800230622211
3307	VT- DMX 512	DMX 512 Controller	4A x3, 144W	DC 12V	165 x 75 x 25 mm	3800230622266
3312	VT-2405	Radio Controller with Touch Remote Control	3A x4, 144W	DC 12/24 V	130 x 65 x 25 mm	3800230622273
3317	VT-2401	Infrared Controller with Remote Control 44 Buttons	6A, 72W	DC 12/24 V	125 x 56 x 7 mm	3800230622228
3318	N/A	Radio Controller with Remote Control	500W	DC 12V	120 x 75 x 25 mm	3800230622235
3320	N/A	Mini RF Controller	N/A	DC 12V	N/A	3800230628022
3319	N/A	24B Mini Controller	N/A	DC 12V	N/A	3800230628015
3321	N/A	Wi-Fi Single Controller	N/A	DC 12V	N/A	3800230628039
3322	N/A	Wi-Fi RGB Controller	N/A	DC 12V	N/A	3800230628046
3326	N/A	5050 60 RGB + WHITE LED Controller	N/A	DC 12V	N/A	3800230629630
3327	VT-2408	RGB+W Amplifier	N/A	DC 12V	N/A	3800157601047
3328	N/A	360W RF Controller	N/A	DC 12V	N/A	3800157601054
3009	N/A	5050 RGB Strip Amplifier	N/A	DC 12V	N/A	3800230622259
3018	N/A	5050 RGB Strip Mini-Amplifier	N/A	DC 12V	N/A	3800230622242



3327



3328



3009



3018



3300



3319



3303



3321



3304



3320



3307



3322



3317



3318



3312



3326

SMD LED MODULES

SKU Code	Wattage	Voltage	LED TYPE	COLOR	LED Qty	LM/LED	IP RATING	SIZE (L x B x H)	EAN CODE
5007	0.9W	12V	5050	RGB	3	16	IP 65	15 x 93 x 8 mm	N/A
5008	1.2W	12V	5050	WHITE	4	16	IP 65	35 x 46 x 4 mm	N/A
5025	1.24W	12V	SAMSUNG 5630	WHITE	3	45	IP 65	63.5 x 16 x 6.8 mm	3800230623812
5026	1.24W	12V	SAMSUNG 5630	WARM WHITE	3	45	IP 65	63.5 x 16 x 6.8 mm	3800230623829
5027	1.24W	12V	5630	RED	3	22	IP 65	63.5 x 16 x 6.8 mm	3800230623836
5028	1.24W	12V	5050	RGB	3	29	IP 65	63.5 x 16 x 6.8 mm	3800230623843
5029	1.24W	12V	5630	WHITE	4	45	IP 65	63.5 x 16 x 6.8 mm	3800230629869

Product Features :

- Convenient and quick to install
- IP Protection Rating : IP65, Suitable for outdoor usage
- Various colors for customer's choice
- Wide Beam angle and high lumens to insure the brightness
- Lower power consumption , 80% Energy saving
- Low input voltage, DC12V, safe and reliable
- Working Temperature: -40'c to +60'c
- Wide range Option with SMD 3528 or 5050 for high brightness



5028



5007/5008




5027



5025/5026

LED STRIP POWER SUPPLY METAL DRIVER (SMPS) SERIES



Product Features:

- Switching Metal Power Supply for all types of strip lights, led lighting , led display , etc
- With short circuit protection, over load protection , stable output voltage
- Built in EMI Filter
- High efficiency , low temperature
- 100% load tested
- Protection Rating : IP20
- CE, ROHS, EMC approved

MODEL	SKU CODE	WATTS POWER	CURRENT CAPACITY	OUTPUT	UNIT SIZE	EAN CODE
VT-20025	3050	25W	2.1A	12V	90 x 60 x 40 mm	3800230621726
VT-20040	3058	40W	3.3A	12V	108 x 78 x 35 mm	3800230625731
VT-20045	3051	45W	3.8A	12V	110 x 78 x 35 mm	3800230621733
VT-20060	3052	60W	5A	12V	160 x 98 x 38 mm	3800230621740
VT-20075	3053	75W	6A	12V	160 x 98 x 38 mm	3800230621757
VT-20080	3059	80W	6.6A	12V	160 x 98 x 40 mm	3800230625748
VT-20100	3060	100W	8.3A	12V	199 x 98 x 42 mm	3800230625755
VT-20120	3054	120W	10A	12V	199 x 98 x 42 mm	3800230621764
VT-20150	3055	150W	12.5A	12V	199 x 98 x 42 mm	3800230621771
VT-20200	3061	200W	16.5A	12V	200 x 110 x 50 mm	3800230625762
VT-20250	3056	250W	20A	12V	200 x 110 x 50 mm	3800230621788
VT-20350	3057	350W	30A	12V	215 x 115 x 50 mm	3800230621795

LED STRIP POWER SUPPLY RAINPROOF POWER SUPPLY SERIES



Product Features:

- RAIN PROOF DRIVER for all types of STRIP LIGHTS, LED LIGHTING, LED DISPLAY, etc.
- Industrial specifications and standards.
- With short circuit protection, over load protection and stable output voltage.
- Built in EMI Filter.
- High efficiency and low temperature.
- 100% load tested.
- Protection Rating: IP44.
- CE, ROHS and EMC approved.

MODEL	SKU CODE	WATTS POWER	CURRENT CAPACITY	OUTPUT	UNIT SIZE	EAN CODE
VT-21060	3070	60W	5A	12V	155 x 105 x 50 mm	3800230621801
VT-21080	3069	80W	6.6A	12V	155 x 105 x 50 mm	3800230621818
VT-21080	3075	80W	3.3A	24V	155 x 102 x 46 mm	3800230621870
VT-21120	3071	120W	10A	12V	195 x 115 x 53 mm	3800230621825
VT-21150	3072	150W	12.5A	12V	195 x 115 x 53 mm	3800230621832
VT-21150	3076	150W	6.2A	24V	195 x 112 x 52 mm	3800230621880
VT-21200	3078	200W	8.3A	24V	195 x 112 x 50 mm	3800230621849
VT-21250	3073	250W	20A	12V	233 x 153 x 66 mm	3800230621856
VT-21300	3081	300W	25A	12V	233 x 153 x 66 mm	3800157601542
VT-21400	3074	400W	33A	12V	233 x 153 x 66 mm	3800230621863
VT-21400	3077	400W	16.6A	24V	232 x 153 x 65 mm	3800230621894

LED STRIP POWER SUPPLY WATERPROOF POWER SUPPLY SERIES



Product Features :

- WATERPROOF DRIVER for all types of STRIP LIGHTS, LED LIGHTING, LED DISPLAY, etc.
- Industrial specifications and standards.
- With short circuit protection, over load protection and stable output voltage.
- Built in EMI Filter.
- High efficiency and low temperature.
- 100% load tested.
- Protection Rating: IP65.
- CE, ROHS, EMC approved.

MODEL	SKU CODE	WATTS POWER	CURRENT CAPACITY	OUTPUT	UNIT SIZE	EAN CODE
VT-22030	3100	30W	2.5A	12V	201 x 30.5 x 20 mm	3800230621900
VT-22045	3090	45W	3.75A	12V	250 x 40 x 23 mm	3800230621917
VT-22045	3095	45W	1.88A	24V	250 x 40 x 23 mm	3800230621979
VT-22060	3091	60W	5A	12V	180 x 72 x 45 mm	3800230621924
VT-22100	3092	100W	8.5A	12V	253 x 72 x 45 mm	3800230621931
VT-22120	3093	120W	10A	12V	253 x 72 x 45 mm	3800230621948
VT-22150	3094	150W	12.5A	12V	253 x 72 x 45 mm	3800230621955
VT-22150	3096	150W	6.25A	24V	253 x 72 x 45 mm	3800230621986
VT-22200	3097	200W	8.3A	24V	231 x 120 x 53 mm	3800230621993
VT-22200	3098	200W	16.6A	12V	200 x 120 x 53 mm	3800230625779
VT-22360	3099	360W	30A	12V	256 x 102 x 65 mm	3800230625786
VT-22020	3214	20W	0.83A	24V	201 x 30.5 x 20 mm	3800230621962
VT-22030	3215	30W	1.25A	24V	201 x 30.5 x 20 mm	3800230629562

LED STRIP POWER SUPPLY PLASTIC ADAPTOR SERIES



Product Features:

- Plastic DRIVER for all types of STRIP LIGHTS, LED LIGHTING, LED DISPLAY, etc.
- With specifications and Industrial standards.
- With short circuit protection, over load protection and stable output voltage.
- Built in EMI Filter.
- High efficiency and low temperature.
- 100% load tested.
- Protection Rating: IP 20.
- CE, Rosh, EMC approved.
- Options available with BS STANDARD 3 PIN PLUG.

MODEL	SKU CODE	WATTS POWER	CURRENT CAPACITY	OUTPUT	VOLTAGE / FREQUENCY	EAN CODE
VT-23018	3017	18W	1.5A	12V	AC 110-240V, 50/60Hz	3800230622006
VT-23030	3007	30W	2.5A	12V	AC 110-240V, 50/60Hz	3800230622013
VT-23042	3016	42W	3.5A	12V	AC 110-240V, 50/60Hz	3800230622020
VT-23060	3008	60W	5A	12V	AC 110-240V, 50/60Hz	3800230622037
VT-23080	3019	80W	6.5A	12V	AC 110-240V, 50/60Hz	3800230622044
VT-23040	3033	40W	3.3A	12V	AC 110-240V, 50/60Hz	3800230626745
VT-23002 W With UK Standard, BS plug	3030	24W	2A	12V	AC 85-240V, 50/60Hz	3800230625298
VT-23003 W With UK Standard, BS plug	3031	42W	3.5A	12V	AC 85-240V, 50/60Hz	3800230625304
VT-23005 W With UK Standard, BS plug	3032	60W	5A	12V	AC 85-240V, 50/60Hz	3800230625311



Plastic Adaptor Series (EMC Approved)



MODEL	SKU CODE	WATTS POWER	CURRENT CAPACITY	OUTPUT	VOLTAGE / FREQUENCY	EAN CODE
VT-23024	3036	24W	2A	12V	AC: 110-240V, 50/60Hz	3800157601474
VT-23060	3035	60W	5A	12V	AC: 110-240V, 50/60Hz	3800157601085
VT-23078	3034	78W	6.5A	12V	AC: 110-240V, 50/60Hz	3800157601078
VT-23024 W With UK Standard, BS plug	3038	24W	2A	12V	AC: 110-240V, 50/60Hz	3800157601535
VT-23060 W With UK Standard, BS plug	3037	60W	5A	12V	AC: 110-240V, 50/60Hz	3800157601528



LED COB DOWNLIGHTS

Swap outdated CFL Lights with high quality LED Down Lights for long- lasting energy efficiency and instant brightness. Choose from a wide range of 3W to 40W

PRODUCT FEATURES

- Innumerable styles & Elegant appearance
- Non - Flickering
- No UV Radiation
- Best Quality LED Chips from companies like CREE & SAMSUNG
- Premium Quality Power Driver with lowest power factor saver & high RA
- Easy Installation
- Varied finishes with strong die cast Aluminium body
- Low Maintenance
- All down lights come with premium quality power supply included

APPLICATIONS

- Residences, Showrooms, Hotels & Boutiques etc.




COB DOWNLIGHTS **ZHAGA LED LIGHT ENGINE**

Zhaga Fittings



SKU: 1178
EAN: 3800230628145

Optional 6 covers



SKU: 1179
EAN: 3800230628152



SKU: 1180
EAN: 3800230628169



SKU: 3563
EAN: 3800230629715

Compatible with 20W | 30W Zhaga LED Engine.



SKU: 1181
EAN: 3800230628176



SKU: 1182
EAN: 3800230628183



SKU: 3564
EAN: 3800230629722



MODEL No.	VT-2820	VT-2831
SKU Code	1176 6000K White N/A 3000K Warmwhite N/A 4500K Daywhite	1177 6000K White N/A 3000K Warmwhite N/A 4500K Daywhite
WATTS	20W	30W
EQ. Watts	80W	120W
Voltage/Frequency	AC: 220-240V, 50Hz	AC: 220-240V, 50Hz
Luminous Flux	1400lm	2100lm
Led Type	COB	COB
Beam Angle	83'D	83'D
Dimension	194mm x 155mm	195mm x 155mm
Cutting Size:	D=Ø165mm	D=Ø165mm
EAN Code 3000K	N/A	N/A
EAN Code 4500K	N/A	N/A
EAN Code 6000K	3800230628121	3800230628138

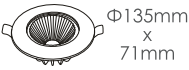


COB DOWNLIGHTS REFLECTOR-COLOR CHANGING SERIES



MODEL No.	VT-2610	VT-2620	VT-2630
SKU Code	1169 { 6000K White, 3000K Warmwhite, 4500K Daywhite }	1170 { 6000K White, 3000K Warmwhite, 4500K Daywhite }	1171 { 6000K White, 3000K Warmwhite, 4500K Daywhite }
WATTS	10W	18W	30W
EQ. Watts	25W	45W	75W
Voltage/Frequency	AC: 190-240V, 50Hz	AC: 190-240V, 50 Hz	AC: 190-240V, 50 Hz
Luminous Flux	70-80 lms /Watt	70-80 lms /Watt	70-80 lms /Watt
Led Type	COB	COB	COB
CRI	≥70	≥70	≥70
PF	> 0.9	> 0.9	> 0.9
Beam Angle	120°D	120°D	120°D
Body Type	Aluminum (PKW)	Aluminum (PKW)	Aluminum (PKW)
Shape	Round	Round	Round
Dimension	Φ135mm x 71mm	Φ182mm x 90mm	Φ222mm x 111mm
Cutting Size	D=Φ115mm	D=Φ160mm	D=Φ205mm
EAN Code 3000K EAN Code 4500K EAN Code 6000K	3800230627636	3800230627643	3800230627650





COB DOWNLIGHTS REFLECTOR SERIES



MODEL No.	VT-2625	VT-2635	VT-2646
SKU Code	1216 6000K White 1214 3000K Warmwhite 1215 4500K Daywhite	1219 6000K White 1217 3000K Warmwhite 1218 4500K Daywhite	1222 6000K White 1220 3000K Warmwhite 1221 4500K Daywhite
WATTS	20W	30W	40W
EQ. Watts	45W	75W	100W
Voltage/Frequency	AC: 190-240V, 50 Hz	AC: 190-240V, 50 Hz	AC: 140-240V, 50 Hz
Luminous Flux	1500 lm	2200 lm	3200 lm
Led Type	COB	COB	COB
CRI	≥70	≥70	≥70
PF	> 0.9	> 0.9	> 0.9
Beam Angle	120°D	120°D	120°D
Body Type	PKW (White)	PKW (White)	PKW (White)
Shape	Round	Round	Round
Dimension	 Φ135mm x 71mm	 Φ181mm x 83mm	 Φ221mm x 103mm
Cutting Size	D=Φ120mm	D=Φ167mm	D=Φ207mm
EAN Code 3000K	3800157600811	3800157600842	3800157600873
EAN Code 4500K	3800157600828	3800157600859	3800157600880
EAN Code 6000K	3800157600835	3800157600866	3800157600897


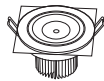
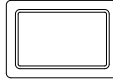
COB DOWNLIGHTS REFLECTOR SERIES



MODEL No.	VT-2610	VT-2620	VT-2630	VT-2645
SKU Code	1100 6000K White 1102 3000K Warmwhite 1101 4500K Daywhite	1103 6000K White 1108 3000K Warmwhite 1104 4500K Daywhite	1105 6000K White 1107 3000K Warmwhite 1106 4500K Daywhite	1165 6000K White 1163 3000K Warmwhite 1164 4500K Daywhite
WATTS	10W	18W	30W	45W
EQ. Watts	25W	45W	75W	100W
Voltage/Frequency	AC: 190-240V, 50Hz	AC: 190-240V, 50 Hz	AC: 190-240V, 50 Hz	AC: 140-240V, 50 Hz
Luminous Flux	730 lm	1350 lm	2200 lm	3200 lm
Led Type	COB	COB	COB	COB
CRI	≥70	≥70	≥70	≥70
PF	> 0.9	> 0.9	> 0.9	> 0.9
Beam Angle	120'D	120'D	120'D	120'D
Body Type	PKW (White)	PKW (White)	PKW (White)	PKW (White)
Shape	Round	Round	Round	Round
Dimension	 Ø 135mm x 71mm	 Ø 182mm x 90mm	 Ø 222mm x 111mm	 Ø 222mm x 111mm
Cutting Size	D=Ø115mm	D=Ø160mm	D=Ø205mm	D=Ø205mm
EAN Code 3000K	3800230622396	3800230625410	3800230625021	3800230627285
EAN Code 4500K	3800230622389	3800230622419	3800230622433	3800230627292
EAN Code 6000K	3800230622372	3800230622402	3800230622426	3800230627308





IP65 LED DOWNLIGHTS COB DOWNLIGHTS



MODEL No.	VT-2906 RD	VT-2906 SQ	VT-7035
SKU Code	1154 6000K White 1162 3000K Warmwhite N/A 4500K Daywhite	1153 6000K White 1161 3000K Warmwhite N/A 4500K Daywhite	1093 6000K White 1091 3000K Warmwhite 1092 4500K Daywhite
WATTS	6W	6W	35W
EQ. Watts	15W	15W	80W
Voltage/Frequency	AC:200~240V, 50/60Hz	AC:200~240V, 50/60Hz	AC: 85-265V, 50/60Hz
Luminous Flux	390lm	390lm	2100lm
Led Type	COB	COB	SMD
CRI	> 80	> 80	> 70
PF	> 0.5	> 0.5	> 0.9
Beam Angle	21'D	21'D	160'D
Body Type	Powder Coating Aluminum	Powder Coating Aluminum	Powder Coating Aluminum
Shape	Round	Square	Rectangle
Dimension	 $\Phi 90\text{mm}$ x 61mm	 90mm x 90mm x 61mm	 170mm x 264mm x 64mm
Cutting Size	D= $\Phi 80\text{mm}$	80x80mm	225 x 150mm
EAN Code 3000K	3800230626943	3800230626936	3800230626226
EAN Code 4500K	N/A	N/A	3800230626233
EAN Code 6000K	3800230626691	3800230626684	3800230626240

COB DOWNLIGHTS



MODEL No.	VT-1001-2 RD	VT-1001-2 SQ	VT-1104 RD	VT-1104 SQ
SKU Code	4513 6000K White 4514 3000K Warmwhite N/A 4500K Daywhite	4515 6000K White 4516 3000K Warmwhite N/A 4500K Daywhite	1184 6000K White 1183 3000K Warmwhite N/A 4500K Daywhite	1186 6000K White 1185 3000K Warmwhite N/A 4500K Daywhite
WATTS	1W	1W	3W	3W
EQ. Watts	4W	4W	21W	21W
Voltage/Frequency	AC:90-240V, 50/60Hz	AC:90-240V, 50/60Hz	AC: 100-220V, 50/60Hz	AC: 100-220V, 50/60Hz
Luminous Flux	80lm	80lm	240lm	240lm
CRI	> 80	> 80	> 80	> 80
PF	> 0.5	> 0.5	> 0.5	> 0.5
Beam Angle	60'D	60'D	40'D	40'D
Color of Fixture	SN	SN	PKW (White)	PKW (White)
Body Type	Aluminum	Aluminum	Aluminum	Aluminum
Shape	Round	Square	Round	Square
Dimension	 Φ32mm	 33 mm x 33 mm	 Φ67mm X 54mm	 62mm x 62mm
Cutting Size	D=Φ25mm	25mm x 25mm	D=Φ53mm	53mm x 53mm
EAN Code 3000K	3800230627988	3800230628008	3800230628213	3800230628237
EAN Code 4500K	N/A	N/A	N/A	N/A
EAN Code 6000K	3800230627971	3800230627995	3800230628220	3800230628244

COB DOWNLIGHTS STEPLIGHTS ZOOM FITTING DOWNLIGHT






Available In:
Black Body and White Body

CITIZEN
LED

MODEL No.	VT-1109	VT-1109	VT-4725 PREMIUM SERIES
SKU Code	N/A 6000K White 1207 3000K Warmwhite 1208 4500K Daywhite	1223 6000K White 1209 3000K Warmwhite 1210 4500K Daywhite	1129 5000K White 1127 3000K Warmwhite 1128 4000K Daywhite
WATTS	3W	3W	25W
EQ. Watts	21W	21W	65W
Voltage/Frequency	AC: 90-240V, 50Hz	AC: 90-240V, 50Hz	AC: 90-240V, 50Hz
Luminous Flux	120lm	120lm	80-90 lms /Watt
CRI	> 80	> 80	COB.CITIZEN
PF	> 0.5	> 0.5	≥70
Beam Angle	15'D	15'D	> 0.9
Color of Fixture	PKW (White)	PKW (White)	>60'D
Body Type	Aluminum	Aluminum	Diecast Aluminum
Shape	Round	Square	Round
Dimension	Φ 80mm x 51mm	80mm x 80mm x 51mm	173mm x 130mm
Cutting Size	D=Ø62mm	62mm x 62mm	D=Ø155mm
EAN Code 3000K	3800157600231	3800157600255	3800230625038
EAN Code 4500K	3800157600248	3800157600262	3800230625045
EAN Code 6000K	N/A	3800157601504	3800230625052




COB DOWNLIGHTS COB ZOOM FITTING SERIES




MODEL No.	VT-2720	VT-4530	VT-1748	VT-4560
SKU Code	1018 6000K White 1017 3000K Warmwhite 1181 4500K Daywhite	1032 6000K White 1193 3000K Warmwhite 1070 4000K Daywhite	N/A 6000K White N/A 3000K Warmwhite 1187 4500K Daywhite	1198 6000K White N/A 3000K Warmwhite N/A 4500K Daywhite
WATTS	20W	30W	48W	60W
EQ. Watts	50W	75W	150W	300W
Voltage/Frequency	AC: 190-240V, 50 Hz	AC: 100-240V, 50 Hz	AC: 100-240V, 50 Hz	AC: 90-240V, 50/60Hz
Luminous Flux	80-90 lms /Watt	80-90 lms /Watt	4464lm	5700lm
Led Type	COB	COB	COB	SMD
CRI	≥70	>80	>80	> 80
PF	> 0.7	> 0.9	> 0.5	> 0.9
Beam Angle	60'D	67'D	60'D	100'D
Body Type	Aluminum (PKW)	Aluminum, White	Aluminum	Aluminum
Shape	Round.Zoom	Rectangle.Zoom	Round	Rectangle
Dimension	 Ø204mm x 125mm	 241mm x 154mm x 92mm	 Ø250mm x 144mm	 240mm x 145mm x 143mm
Cutting Size	D=Ø163mm	132mm x 200mm	D=Ø215mm	215mm x 215mm
EAN Code 3000K	3800230626561	3800230629937	N/A	N/A
EAN Code 4500K	3800230628534	3800230622365	3800157600132	N/A
EAN Code 6000K	3800230626585	3800230622358	N/A	3800157600149





COB DOWNLIGHTS CREE SERIES



MODEL No.	VT-2807	VT-2822	VT-2830
SKU Code	N/A 6000K White N/A 3000K Warmwhite 1110 4500K Daywhite	N/A 6000K White N/A 3000K Warmwhite 1111 4500K Daywhite	N/A 6000K White N/A 3000K Warmwhite 1112 4500K Daywhite
WATTS	7W	22W	30W
EQ. Watts	18W	55W	75W
Voltage/Frequency	AC: 170-240V, 50 Hz	AC: 170-240V, 50 Hz	AC: 170-240V, 50Hz
Luminous Flux	70-80 lms /Watt	70-80 lms /Watt	70-80 lms /Watt
Led Type	COB.CREE	COB.CREE	COB.CREE
CRI	>80	>80	>80
PF	> 0.8	> 0.8	> 0.9
Beam Angle	20'D	20'D	20'D
Body Type	Ivory White	Ivory White	Ivory White
Shape	Zoom	Zoom	Zoom
Dimension	 Ø100mm x 76mm	 Ø158mm x 150mm	 Ø190mm x 160mm
Cutting Size	D=Ø86mm	D=Ø140mm	D=Ø175mm
EAN Code 3000K	N/A	N/A	N/A
EAN Code 4500K	3800230622440	3800230622457	3800230622464
EAN Code 6000K	N/A	N/A	N/A




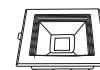
COB DOWNLIGHTS PREMIUM SERIES



MODEL No.	VT-1106	VT-1712	VT-1722	VT-1736
SKU Code	1138 6000K White 1140 3000K Warmwhite 1139 4500K Daywhite	1156 5000K White 1155 3000K Warmwhite N/A 4500K Daywhite	1158 5000K White 1157 3000K Warmwhite N/A 4500K Daywhite	1160 5000K White 1159 3000K Warmwhite N/A 4500K Daywhite
WATTS	6W	12W	22W	36W
EQ. Watts	15W	25W	60W	100W
Voltage/Frequency	AC: 190-240V, 50 Hz	AC: 170-240V, 50Hz	AC: 170-240V, 50 Hz	AC: 170-240V, 50 Hz
Luminous Flux	70-80 lms /Watt	70-80 lms /Watt	70-80 lms /Watt	70-80 lms /Watt
Led Type	COB	COB, CREE	COB,CREE	COB,CREE
CRI	≥70	> 80	> 80	> 80
PF	> 0.7	> 0.8	> 0.9	> 0.9
Beam Angle	60'D	120'D	120'D	120'D
Body Type	Powder Coating Diecast	Ivory White, Aluminum	Ivory White, Aluminum	Ivory White, Aluminum
Shape	Round	Round	Round	Round
Dimension	 Ø 95mm x 55mm	 Ø 114mm x 70mm	 Ø 175mm x 100mm	 Ø 230mm x 125mm
Cutting Size	D=Ø85mm	D=Ø95mm	D=Ø155mm	D=Ø210mm
EAN Code 3000K	3800230626103	3800230626875	3800230626899	3800230626912
EAN Code 4500K	3800230626097	N/A	N/A	N/A
EAN Code 6000K	3800230626080	3800230626882	3800230626905	3800230626929





COB DOWNLIGHTS CHANGING ANGLE DOWNLIGHTS



MODEL No.	VT-1103 RD	VT-1103 SQ	VT-1105 RD	VT-1105 SQ
SKU Code	1134 6000K White 1135 3000K Warmwhite N/A 4500K Daywhite	1136 6000K White 1137 3000K Warmwhite N/A 4500K Daywhite	1130 6000K White 1131 3000K Warmwhite N/A 4500K Daywhite	1132 6000K White 1133 3000K Warmwhite N/A 4500K Daywhite
WATTS	3W	3W	5W	5W
EQ. Watts	8W	8W	12W	12W
Voltage/Frequency	AC: 90-240V, 50 Hz	AC: 90-240V, 50Hz	AC: 90-240V, 50 Hz	AC: 90-240V, 50 Hz
Luminous Flux	60-70 lms /Watt	60-70 lms /Watt	60-70 lms /Watt	60-70 lms /Watt
Led Type	COB	COB	COB	COB
CRI	> 70	≥70	≥70	≥70
PF	> 0.6	> 0.6	> 0.6	> 0.6
Beam Angle	≥60'D	≥60'D	≥60'D	≥60'D
Body Type	Satin Nickel/Aluminum	Satin Nickel/Aluminum	Satin Nickel/Aluminum	Satin Nickel/Aluminum
Shape	Round	Square	Round	Square
Dimension	 Ø85mm x 60mm	 85mm x 85mm x 60mm	 Ø 92mm x 60mm	 92mm x 92mm x 60mm
Cutting Size	D=Ø70mm	70mm x 70mm	D=Ø75mm	75mm x 75mm
EAN Code 3000K	3800230625625	3800230625649	3800230625434	3800230625458
EAN Code 4500K	N/A	N/A	N/A	N/A
EAN Code 6000K	3800230625618	3800230625632	3800230625427	3800230625441

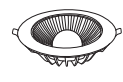
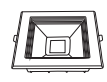


COB DOWNLIGHTS CHANGING ANGLE DOWNLIGHTS



MODEL No.	VT-1103 RD	VT-1103 SQ	VT-1105 RD	VT-1105 SQ
SKU Code	1119 6000K White 1120 3000K Warmwhite N/A 4500K Daywhite	1121 6000K White 1122 3000K Warmwhite N/A 4500K Daywhite	1123 6000K White 1124 3000K Warmwhite N/A 4500K Daywhite	1125 6000K White 1126 3000K Warmwhite N/A 4500K Daywhite
WATTS	3W	3 W	5 W	5 W
EQ. Watts	8W	8W	12W	12W
Voltage/Frequency	AC: 90-240V, 50 Hz	AC: 90-240V, 50Hz	AC: 90-240V, 50 Hz	AC: 90-240V, 50 Hz
Luminous Flux	60-70 lms /Watt	60-70 lms /Watt	60-70 lms /Watt	60-70 lms /Watt
Led Type	COB	COB	COB	COB
CRI	> 70	≥70	≥70	≥70
PF	> 0.6	> 0.6	> 0.6	> 0.6
Beam Angle	60'D	60'D	60'D	60'D
Body Type	PKW (White)	PKW (White)	PKW (White)	PKW (White)
Shape	Round	Square	Round	Square
Dimension	 Ø 85mm x 60mm	 85mm x 85mm x 60mm	 Ø 92mm x 60mm	 92mm x 92mm x 60mm
Cutting Size	D=Ø70mm	70mm x 70mm	D=Ø75mm	75mm x 75mm
EAN Code 3000K	3800230625076	3800230625090	3800230625113	3800230625137
EAN Code 4500K	N/A	N/A	N/A	N/A
EAN Code 6000K	3800230625069	3800230625083	3800230625106	3800230625120

COB DOWNLIGHTS



MODEL No.	VT-1403 RD	VT-1404 SQ	VT-2908 RD	VT-2908 SQ
SKU Code	1071 6000K White 1072 3000K Warmwhite N/A 4500K Daywhite	1073 6000K White 1074 3000K Warmwhite N/A 4500K Daywhite	1118 6000K White 1116 3000K Warmwhite 1117 4500K Daywhite	1115 6000K White 1113 3000K Warmwhite 1114 4500K Daywhite
WATTS	3W	3W	8W	8W
EQ. Watts	8W	8W	20W	20W
Voltage/Frequency	AC: 90-240V, 50 Hz	AC: 90-240V, 50 Hz	AC: 200-240V, 50Hz	AC: 200-240V, 50 Hz
Luminous Flux	60-70 lms /Watt	60-70 lms /Watt	60-70 lms /Watt	60-70 lms /Watt
Led Type	COB	COB	COB	COB
CRI	≥70	≥70	≥70	≥70
PF	> 0.6	> 0.6	> 0.8	> 0.8
Beam Angle	120'D	38'D	24'D	24'D
Body Type	Powder Coating Diecast	Powder Coating Diecast	Powder Coating Diecast	Powder Coating Diecast
Shape	Round	Square	Round	Square
Dimension	 Ø80mm x 35mm	 83mm x 83mm x 33mm	 Ø113mm x 75mm	 113mm x 113mm x 60mm
Cutting Size	D=Ø70mm	67mm x 67mm	D=Ø80mm	80mm x 80mm
EAN Code 3000K	3800230622297	3800230622310	3800230625144	3800230625175
EAN Code 4500K	N/A	N/A	3800230625151	3800230625182
EAN Code 6000K	3800230622280	3800230622303	3800230625168	3800230625199



LED TUBES


Transform your existing space and make it more sustainable, beautify it with an even glow and make it safe with NO mercury. V-TAC LED Tube Series perfectly fit into existing linear fixtures and provide comparably better light levels to current Linear fluorescent systems.

PRODUCT FEATURES

- Cost effective, safe retrofit for T8 Tubes
- Perfectly matches with the traditional daylight tube fixture
- Easy Installation
- No Lead or Mercury content hence Environment friendly
- No Ultraviolet or Infrared rays
- Non - flickering
- Long Lifespan, Low maintenance and energy saving
- Available in 60 cm, 120 cm, 150 cm & 180 cm
- Ballast or Starter NOT REQUIRED - DIRECT AC POWER


APPLICATIONS

- Widely used for Domestic and Commercial Lighting, Offices, Supermarkets, Shops, Hotels & similar environment



LED TUBES T8 LED GLASS TUBES

CE/EMC



MODEL No.	VT-6272	VT-9272	VT-1272	VT-1572
SKU Code	6144 6000K White 6148 3000K Warmwhite 6153 4500K Daywhite	6147 6000K White N/A 3000K Warmwhite 6146 4500K Daywhite	6141 6000K White 6149 3000K Warmwhite 6140 4500K Daywhite	6143 6000K White 6150 3000K Warmwhite 6142 4500K Daywhite
WATTS	10W	14W	18W	22W
EQ. Watts	18W	25W	36W	55W
Voltage/Frequency	AC:220-240V, 50 Hz	AC: 200-240V, 50 Hz	AC: 220-240V, 50 Hz	AC: 220-240V, 50 Hz
Luminous Flux	800 lm	1200 lm	1600 lm	1900 lm
Led Chip	SMD	SMD	SMD	SMD
CRI	>80	>80	>80	>80
PF	> 0.5	> 0.5	> 0.5	> 0.5
Beam Angle	240°D	240°D	240°D	240°D
Body Type	Glass	Glass	Glass	Glass
IP Rating	IP20	IP20	IP20	IP20
Dimension	28mm x 600mm	28mm x 900mm	28mm x 1200mm	28mm x 1500mm
EAN Code 3000K	3800230627681	N/A	3800230627698	3800230627704
EAN Code 4500K	3800230627940	3800230627315	3800230626707	3800230626721
EAN Code 6000K	3800230627162	3800230627322	3800230626714	3800230626738

LED TUBES

PRISMATIC FITTING LED(Inbuilt)

LOUVER FITTING (Without Tube)



MODEL No.	VT-8011	VT-8012	VT-6080	VT-6081
SKU Code	4976 6000K White 4974 3000K Warmwhite 4975 4500K Daywhite	4979 6000K White 4977 3000K Warmwhite 4978 4500K Daywhite	6155 6000K White N/A 3000K Warmwhite N/A 4500K Daywhite	6156 6000K White N/A 3000K Warmwhite N/A 4500K Daywhite
WATTS	16W	32W	4*18W	4*18W
EQ. Watts	40W	80W	4*45W	4*45W
Voltage/Frequency	AC:200-240V, 50 Hz	AC: 100-240V, 50 Hz	AC: 100-240V, 50 Hz	AC: 100-240V, 50 Hz
Luminous Flux	1200lm	2400lm	4*1550lm	4*1550lm
Led Chip	SMD	SMD	SMD	SMD
CRI	>80	>80	>80	>80
PF	> 0.5	> 0.8	> 0.8	> 0.8
Beam Angle	110°D	110°D	120°D	120°D
Body Type	Plastic	Plastic	Plastic + Aluminum	Plastic + Aluminum
IP Rating	IP20	IP20	IP20	IP20
Dimension	600mm x 135mm	1200mm x 26mm	600mm x 600mm	600mm x 600mm
EAN Code 3000K	3800230629470	3800230629500	N/A	N/A
EAN Code 4500K	3800230629487	3800230629517	N/A	N/A
EAN Code 6000K	3800230629494	3800230629524	3800230629449	3800230629458



LED TUBES T5 FITTINGS WITH TUBES



MODEL No.	VT-3033	VT-6073	VT-1273
SKU Code	6168 6000K White 6166 3000K Warmwhite 6167 4500K Daywhite	6171 6000K White 6169 3000K Warmwhite 6170 4500K Daywhite	6174 6000K White 6172 3000K Warmwhite 6173 4500K Daywhite
WATTS	4W	7W	14W
EQ. Watts	8W	14W	28W
Voltage/Frequency	AC:200~240V, 50/60Hz	AC:200~240V, 50/60Hz	AC:200~240V, 50/60Hz
Luminous Flux	330 lm	630 lm	1260 lm
Led Chip	SMD	SMD	SMD
CRI	>80	>80	>80
PF	> 0.9	> 0.9	> 0.9
Beam Angle	141°D	141°D	141°D
Body Type	Plastic	Plastic	Plastic
IP Rating	IP20	IP20	IP20
Dimension	300mm x 25mm	600mm x 25mm	1200mm x 25mm
EAN Code 3000K	3800230629159	3800230629180	3800230629210
EAN Code 4500K	3800230629166	3800230629197	3800230629227
EAN Code 6000K	3800230629173	3800230629203	3800230629234

LED TUBES T8 FITTINGS WITH TUBES



INTERLINKABLE



MODEL No.	VT-3034	VT-6074	VT-1274
SKU Code	6159 6000K White 6157 3000K Warmwhite 6158 4500K Daywhite	6162 6000K White 6160 3000K Warmwhite 6161 4500K Daywhite	6165 6000K White 6163 3000K Warmwhite 6164 4500K Daywhite
WATTS	6W	9W	16W
EQ. Watts	10W	18W	36W
Voltage/Frequency	AC:200~240V, 50/60Hz	AC:200~240V, 50/60Hz	AC:200~240V, 50/60Hz
Luminous Flux	540lm	810lm	1440lm
Led Chip	SMD	SMD	SMD
CRI	>80	>80	>80
PF	> 0.9	> 0.9	> 0.9
Beam Angle	135°D	135°D	135°D
Body Type	Plastic	Plastic	Plastic
IP Rating	IP20	IP20	IP20
Dimension	300mm x 31mm	600mm x 31mm	1200mm x 31mm
EAN Code 3000K	3800230629067	3800230629098	3800230629128
EAN Code 4500K	3800230629074	3800230629104	3800230629135
EAN Code 6000K	3800230629081	3800230629111	3800230629142

LED TUBES T8 TUBES



MODEL No.	VT-6070 SMD	VT-6070 D SMD	VT-1270 SMD	VT-1570 SMD
SKU Code	6127 6000K White N/A 3000K Warmwhite 6126 4500K Daywhite	6129 6000K White N/A 3000K Warmwhite 6128 4500K Daywhite	6123 6000K White N/A 3000K Warmwhite 6122 4500K Daywhite	6125 6000K White N/A 3000K Warmwhite 6124 4500K Daywhite
WATTS	10W	10W	18W	22W
EQ. Watts	25W	25W	45W	55W
Voltage/Frequency	AC:100-240V, 50 Hz	AC: 100-240V, 50 Hz	AC: 100-240V, 50 Hz	AC: 170-240V, 50 Hz
Luminous Flux	850lm	850lm	1600lm	2000lm
Led Chip	SMD 4014	SMD 4014	SMD 4014	SMD 4014
CRI	>80	>80	>80	>80
PF	> 0.8	> 0.8	> 0.8	> 0.8
Beam Angle	270°D	270°D	270°D	270°D
Body Type	Plastic + Aluminum	Plastic + Aluminum	Plastic + Aluminum	Plastic + Aluminum
IP Rating	IP20	IP20	IP20	IP20
Dimension	600mm x 26mm	600mm x 26mm	1200mm x 26mm	1500mm x 28mm
EAN Code 3000K	N/A	N/A	N/A	N/A
EAN Code 4500K	3800230623508	3800230623904	3800230623522	3800230623546
EAN Code 6000K	3800230623515	3800230623911	3800230623539	3800230623553

Easy to Install With New Starter!

Looks the Same!

Non Flickering!



LED TUBES
T8 LED TUBES
BATTEN FITTING


MODEL No.	VT-1870 SMD	VT-2470 SMD	VT-18011
SKU Code	6133 6000K White N/A 3000K Warmwhite 6132 4500K Daywhite	6135 6000K White N/A 3000K Warmwhite 6134 4500K Daywhite	6151
WATTS	32W	37W	
EQ. Watts	60W	64W	
Voltage/Frequency	AC: 100-240V, 50 Hz	AC: 100-240V, 50 Hz	
Luminous Flux	2800 - 3100lm	3330 - 3500lm	
Led Chip	SMD 2835	SMD	
CRI	> 80	> 80	
PF	> 0.8	> 0.8	
Beam Angle	160'D	160'D	
Body Type	Plastic + Aluminum	Plastic Cover	Aluminum
IP Rating	IP44	IP20	IP20
Dimension	1800mm x 24.6mm	2400mm x 24.6mm	1800mm
EAN Code 3000K	N/A	N/A	
EAN Code 4500K	3800230624604	3800230625670	3800230627926
EAN Code 6000K	3800230624598	3800230625687	

Easy to Install With New Starter!

Looks the Same!

Non-Flickering!



LED TUBES IP65 FITTINGS WITH TUBES

WATERPROOF BATTEN FITTING



MODEL No.	VT-6020	VT-6040	VT-1571	VT-12011
SKU Code	6175 6000K White N/A 3000K Warmwhite N/A4500K Daywhite	6154 6000K White N/A 3000K Warmwhite N/A4500K Daywhite	6145 6000K White N/A 3000K Warmwhite N/A4500K Daywhite	6152
WATTS	20W	40W	70W	
EQ. Watts	50W	100W	140W	
Voltage/Frequency	AC:200~240V, 50/60Hz	AC:200~240V, 50/60Hz	AC:200~240V, 50/60Hz	
Luminous Flux	1600 lm	3200 lm	6300 lm	* WATER PROOF BATTEN FITTING TO BE USED WITH V-TAC LED TUBES .
Led Chip	SMD	SMD	SMD	* IT COMES WITH DIRECT 240V CONNECTION. ONLY COMPATIBLE AND MEANT TO BE USED WITH V-TAC LED TUBES
CRI	>80	>80	>80	
PF	> 0.9	> 0.9	> 0.9	
Beam Angle	120'D	120'D	120'D	
Body Type	Aluminum+Plastic	Aluminum+Plastic	Aluminum+Plastic	Aluminum
IP Rating	IP65	IP65	IP65	IP65
Dimension	600mm x 30mm	600mm x 30mm	1500mm x 86mm x 70	1200mmx2
EAN Code 3000K	N/A	N/A	N/A	
EAN Code 4500K	N/A	N/A	N/A	3800230627933
EAN Code 6000K	3800157600903	3800230628473	3800230627278	

LED TUBES
WATERPROOF LED LAMPS
WATERPROOF LAMP FITTING*


MODEL No.	VT-1240 SMD	VT-1260 SMD	VT-12010	VT-15011
SKU Code	6061 6000K White N/A 3000K Warmwhite N/A 4500K Daywhite	6062 6000K White N/A 3000K Warmwhite N/A 4500K Daywhite	6058	6060
WATTS	40W	60W		
EQ. Watts	100W	150W		
Voltage/Frequency	AC: 200-240V, 50 Hz	AC: 200-240V, 50Hz		
Luminous Flux	3200 - 3300lm	5100 - 5300lm		
Led Chip	SMD 2835	SMD 2835		
CRI	> 80	>75		
PF	> 0.9	> 0.9		
Beam Angle	120'D	120'D		
Body Type	ABS Thermal Plastic	Aluminium	Aluminum	Aluminum
IP Rating	IP65	IP65	IP65	IP65
Dimension	1240mm x 30mm	1240mm x 90mm	1200mm	1500mm x 2
EAN Code 3000K	N/A	N/A		
EAN Code 4500K	N/A	N/A	3800230624703	3800230624727
EAN Code 6000K	3800230625205	3800230625212		

* WATER PROOF BATTEN FITTING TO BE USED WITH V-TAC LED TUBES .

* IT COMES WITH DIRECT 240V CONNECTION. ONLY COMPATIBLE AND MEANT TO BE USED WITH V-TAC LED TUBES

LED TUBES BATTEN FITTINGS



MODEL No.	VT-16010	VT-12020	VT-15020
SKU Code	6052	6054	6056
Body Type	Aluminum	Aluminum	Aluminum
IP Rating	IP20	IP20	IP20
Size	600mm	1200mm	1500mm
EAN Code	3800230624642	3800230624666	3800230624680



MODEL No.	VT-16011	VT-12021	VT-15021
SKU Code	6053	6055	6057
Body Type	Aluminum	Aluminum	Aluminum
IP Rating	IP20	IP20	IP20
Size	600mm x 2	1200mm x 2	1500mm x 2
EAN Code	3800230624659	3800230624673	3800230624697

Batten Fixtures for our T8 LED Tubes so they can be used in a variety of different applications such as public areas like hotels, restaurants or hospitals.



LED Highbays

Designed to provide drastic reductions in both energy consumption and maintenance requirements, V-TAC's LED High Bay Series provide uniform light with no dark patches and good colour rendering. Available models 70W -150W

PRODUCT FEATURES

- Powerful LED light source with a unique design
- Extensive Options can replace all types of Standard MH High bays
- Aluminium Diffuser with multiple Beam Angle's to choose from 45°D / 90°D / 120°D
- Shatter Proof Perspex Lens
- High Thermal Conductivity, Low Luminous Decay, Pure Colours & No Heavy Shade
- The unique design of Radiator fuses with the Lamp Box perfectly hence diffuses the heat conduction efficiently which reduces the temperature of inside lamp & ensures the LED long life span
- Non - Flickering
- No UV Radiation

APPLICATIONS

- Perfect fit for Industrial Usage, Warehouse & Super Markets, Workshop's, Factories, Warehouse's, Highway, toll Stations, Gas Stations, Malls, Exhibition Halls, Stadium's & other vast areas



LED HIGHBAYS SMD SERIES






MODEL No.	VT 9051	VT-9101	VT-9152
SKU Code	5517 6000K White N/A 3000K Warmwhite 5516 4500K Daywhite	5518 6000K White N/A 3000K Warmwhite 5519 4500K Daywhite	5520 6000K White N/A 3000K Warmwhite N/A 4500K Daywhite
WATTS	50W	100W	150W
EQ. Watts	200W	400W	600W
Voltage/Frequency	AC: 100-265V, 50/60Hz	AC: 100-265V, 50/60Hz	AC: 100-265V, 50/60Hz
Luminous Flux	4000lm	8000lm	12000lm
Led Chip	SMD	SMD	SMD
CRI	> 70	> 70	> 70
PF	> 0.9	> 0.9	> 0.9
Beam Angle	45'D/120'D	90'D/120'D	90'D/120'D
Body Type	Aluminum	Aluminum	Aluminum
IP Rating	IP44	IP44	IP44
Dimension	<p>Φ348mm x 145mm x 346mm</p>	<p>Φ535mm x 107mm x 306mm</p>	<p>Φ535mm x 107mm x 306mm</p>
EAN Code 3000K	N/A	N/A	N/A
EAN Code 4500K	3800230629425	3800157600927	N/A
EAN Code 6000K	3800230629432	3800157600910	3800157600989

LED HIGHBAYS PREMIUM CREE SERIES




INDUSTRIAL LIGHT




MODEL No.	VT 9071CM	VT-9151 CM	VT-12240 IL CR
SKU Code	5515 6000K White N/A 3000K Warmwhite N/A 4500K Daywhite	5514 6000K White N/A 3000K Warmwhite N/A 4500K Daywhite	5561 6000K White N/A 3000K Warmwhite N/A 4500K Daywhite
WATTS	70W	150W	240W
EQ. Watts	280W	480W	720W
Voltage/Frequency	AC: 95~265V, 50/60Hz	AC:110~240V, 50/60Hz	AC: 110~240V, 50/60Hz
Luminous Flux	6300lm	13500lm	21600lm
Led Chip	CREE LED	CREE LED	CREE LED
CRI	> 70	> 70	> 70
PF	> 0.9	> 0.9	> 0.9
Beam Angle	45'D/90'D/120'D	120'D	120'D
Body Type	Aluminum	Aluminium	Aluminium
IP Rating	IP20	IP20	IP65
Dimension	 $\Phi 296.43$ x 195.5mm	 $\Phi 493.4$ x H408.63 mm	 380 x H173mm
EAN Code 3000K	N/A	N/A	N/A
EAN Code 4500K	N/A	N/A	N/A
EAN Code 6000K	3800230628541	3800230627247	3800230627230

LED HIGHBAYS BRIDGELUX SERIES



MODEL No.	VT-9070 BM	VT-9100 BM	VT-9150 BM
SKU Code	5507 6000K White N/A 3000K Warmwhite N/A 4500K Daywhite	5508 6000K White N/A 3000K Warmwhite N/A 4500K Daywhite	5509 6000K White N/A 3000K Warmwhite 5513 4500K Daywhite
WATTS	70W	100W	150W
EQ. Watts	280W	400W	600W
Voltage/Frequency	AC:85V-265V, 50 Hz	AC:85V-265V, 50 Hz	AC:85V-265V, 50Hz
Luminous Flux	7000-7700lm	10000-11000lm	15000-16500lm
Led Chip	Bridgelux	Bridgelux	Bridgelux
CRI	> 80	> 80	>75
PF	> 0.95	> 0.95	> 0.95
Beam Angle	45°D/90°D/120°D	45°D/90°D/120°D	45°D/90°D/120°D
Body Type	Aluminium	Aluminium	Aluminium
IP Rating	IP65	IP65	IP65
Dimension	 520mm x 670mm	 520mm x 670mm	 540mm x 420mm
EAN Code 3000K	N/A	N/A	N/A
EAN Code 4500K	N/A	N/A	3800230621108
EAN Code 6000K	3800230623751	3800230623768	3800230623775

High output LED high bay lighting suitable for commercial and industrial applications. Available in different beam angles such as 45°, 90° & 120°





LED FLOOD LIGHTS

V-TAC's LED Floodlights are ideal for lighting Driveways, Gardens and Buildings. These energy efficient lights emit Bright, Vibrant Light and are an eco friendly replacement for traditional Halogen Floodlights and Metal Halide fixtures

PRODUCT FEATURES

- Available in White , Warm White and RGB Light output option
- Available from 10w up to 30w
- Premium Quality Aluminium Alloy body
- Corrosion Resistant
- Fascia glass sealed with SILICONE RUBBER ensuring superior waterproof / airtight performance
- High Power LED chip
- Built in constant current driver
- Better Power Savings
- Built in Power supply, No external ballast required
- PIR Sensor Movement Detector – Optional





APPLICATIONS

- Widely used for Lighting Driveways, Gardens & Buildings, Commercial Bill Boards & Hoardings, Plazas, Sports Grounds & Parking Lots







LED FLOODLIGHTS NEO CLASSIC SERIES



MODEL No.	VT-4710 RGB WITH INFRARED REMOTE CONTROL	VT-4710 RGB WITH RF REMOTE CONTROL	VT-4730 RGB WITH RF REMOTE CONTROL	VT-4750 RGB WITH RF REMOTE CONTROL
SKU Code RGB	5370	5369	5371	5372
WATTS	10W	10W	30W	50W
EQ. Watts	40W	40W	120W	200W
Voltage/Frequency	AC: 90-240V, 50/60Hz	AC: 90-240V, 50/60Hz	AC: 90-240V, 50/60Hz	AC: 90-240V, 50/60Hz
Luminous Flux	600 lm	600 lm	1800 lm	3000 lm
CRI	> 80	> 80	> 80	> 80
PF	> 0.8	> 0.8	> 0.8	> 0.8
Beam Angle	120'D	120'D	120'D	120'D
Color of Fixture	Grey	Grey	Grey	Grey
Body Type	Aluminum	Aluminum	Aluminum	Aluminum
IP Rating	IP65	IP65	IP65	IP65
Dimension	 114 mm x 95 mm x 85 mm	 114 mm x 95 mm x 85 mm	 228 mm x 205 mm x 135 mm	 286 mm x 236 mm x 145 mm
EAN Code RGB	3800230624567	3800230624550	3800230624574	3800230624581



LED FLOODLIGHTS REFLECTOR SERIES



MODEL No.	VT-4710	VT-4720	VT-4730	VT-4750
SKU Code	5350 6000K White 5351 3000K Warmwhite N/A 4500K Daywhite	5364 6000K White 5362 3000K Warmwhite N/A 4500K Daywhite	5373 6000K White 5363 3000K Warmwhite N/A 4500K Daywhite	5360 6000K White 5361 3000K Warmwhite N/A 4500K Daywhite
WATTS	10W	20W	30W	50W
EQ. Watts	40W	80W	120W	200W
Voltage/Frequency	AC: 90-240V, 50/60Hz	AC: 90-240V, 50/60Hz	AC: 90-240V, 50/60Hz	AC: 90-240V, 50/60Hz
Luminous Flux	800 lm	1600 lm	2400 lm	3900 lm
CRI	> 80	> 80	> 80	> 80
PF	> 0.8	> 0.8	> 0.8	> 0.8
Beam Angle	120'D	120'D	120'D	120'D
Color of Fixture	Grey	Grey	Grey	Grey
Body Type	Aluminum	Aluminum	Aluminum	Aluminum
IP Rating	IP65	IP65	IP65	IP65
Dimension	 115 mm x 87 mm x 85 mm	 180 mm x 154 mm x 110 mm	 228 mm x 205 mm x 135 mm	 286 mm x 236 mm x 145 mm
EAN Code 3000K	3800230623348	3800230623850	3800230623867	3800230623355
EAN Code 4500K	N/A	N/A	N/A	N/A
EAN Code 6000K	3800230623331	3800230623881	3800230624185	3800230623874




LED FLOODLIGHT REFLECTOR SERIES



MODEL No.	VT-4710	VT-4720	VT-4730	VT-4750
SKU Code	5352 6000K White 5353 3000K Warmwhite N/A 4500K Daywhite	5356 6000K White 5357 3000K Warmwhite N/A 4500K Daywhite	5358 6000K White 5359 3000K Warmwhite N/A 4500K Daywhite	5323 6000K White 5324 3000K Warmwhite N/A 4500K Daywhite
WATTS	10W	20W	30W	50W
EQ. Watts	40W	80W	120W	200W
Voltage/Frequency	AC: 90-240V, 50/60Hz	AC: 90-240V, 50/60Hz	AC: 90-240V, 50/60Hz	AC: 90-240V, 50/60Hz
Luminous Flux	800 lm	1600 lm	2400 lm	3900 lm
CRI	> 80	> 80	> 80	> 80
PF	> 0.8	> 0.8	> 0.8	> 0.8
Beam Angle	120'D	120'D	120'D	120'D
Color of Fixture	Graffiti - Black	Graffiti - Black	Graffiti - Black	Graffiti - Black
Body Type	Aluminum	Aluminum	Aluminum	Aluminum
IP Rating	IP65	IP65	IP65	IP65
Dimension	 115 mm x 87 mm x 85 mm	 180 mm x 140 mm x 105 mm	 222 mm x 190 mm x 130 mm	 290 mm x 235 mm x 150 mm
EAN Code 3000K	3800230623379	3800230623393	3800230623416	3800230623430
EAN Code 4500K	N/A	N/A	N/A	N/A
EAN Code 6000K	3800230623362	3800230623386	3800230623409	3800230623423

LED FLOODLIGHTS REFLECTOR SERIES



MODEL No.	VT-4770	VT-47100	VT-4770	VT-47100
SKU Code	5365 6000K White 5366 3000K Warmwhite N/A 4500K Daywhite	5367 6000K White 5368 3000K Warmwhite N/A 4500K Daywhite	5377 6000K White 5378 3000K Warmwhite N/A 4500K Daywhite	5379 6000K White 5380 3000K Warmwhite N/A 4500K Daywhite
WATTS	70W	100W	70W	100W
EQ. Watts	280W	400W	280W	400W
Voltage/Frequency	AC: 90-240V, 50/60Hz	AC: 90-240V, 50/60Hz	AC: 90-240V, 50/60Hz	AC: 90-240V, 50/60Hz
Luminous Flux	5600lm	7500 lm	5600lm	7500 lm
CRI	> 80	> 80	> 80	> 80
PF	> 0.9	> 0.9	> 0.9	> 0.9
Beam Angle	120'D	120'D	120'D	120'D
Color of Fixture	Grey	Grey	Black	Black
Body Type	Aluminum	Aluminum	Aluminum	Aluminum
IP Rating	IP65	IP65	IP65	IP65
Dimension	 287 mm x 375 mm x 105 mm	 287 mm x 375 mm x 105 mm	 287 mm x 375 mm x 105 mm	 287 mm x 375 mm x 105 mm
EAN Code 3000K	3800230624505	3800230624529	3800230626639	3800230626653
EAN Code 4500K	N/A	N/A	N/A	N/A
EAN Code 6000K	3800230624499	3800230624512	3800230626622	3800230626646

LED FLOODLIGHT SMD FLOODLIGHT SERIES

HIGH POWER
SMD



MODEL No.	VT-4711	VT-4721	VT-4731
SKU Code	5620 6000K White 5622 3000K Warmwhite 5621 4500K Daywhite	5626 6000K White 5628 3000K Warmwhite 5627 4500K Daywhite	5632 6000K White 5634 3000K Warmwhite 5633 4500K Daywhite
WATTS	10W	20W	30W
EQ. Watts	40W	80W	120W
Voltage/Frequency	AC:85-265V,50/60Hz	AC:85-265V,50/60Hz	AC:85-265V,50/60Hz
Luminous Flux	800lm	1600lm	2400lm
CRI	> 70	> 70	>70
PF	> 0.8	> 0.8	> 0.8
Beam Angle	120'D	120'D	120'D
Color of Fixture	Black	Black	Black
Body Type	Aluminum Die Casting	Aluminum Die Casting	Aluminum Die Casting
IP Rating	IP65	IP65	IP65
Dimension	 115mm x 87mm x 85mm	 115mm x 87mm x 85mm	 180 mm x 140 mm x 108 mm
EAN Code 3000K	3800157600545	3800157600606	3800157600668
EAN Code 4500K	3800157600538	3800157600590	3800157600651
EAN Code 6000K	3800157600521	3800157600583	3800157600644

LED FLOODLIGHT SMD FLOODLIGHT SERIES

HIGH POWER
SMD





MODEL No.	VT-4711	VT-4721	VT-4731
SKU Code	5623 6000K White 5625 3000K Warmwhite 5624 4500K Daywhite	5629 6000K White 5631 3000K Warmwhite 5630 4500K Daywhite	5635 6000K White 5637 3000K Warmwhite 5636 4500K Daywhite
WATTS	10W	20W	30W
EQ. Watts	40W	80W	120W
Voltage/Frequency	AC:85-265V,50/60Hz	AC:85-265V,50/60Hz	AC:85-265V,50/60Hz
Luminous Flux	800lm	1600lm	2400lm
CRI	> 70	> 70	>70
PF	> 0.8	> 0.8	> 0.8
Beam Angle	120'D	120'D	120'D
Color of Fixture	Grey	Grey	Grey
Body Type	Aluminum Die Casting	Aluminum Die Casting	Aluminum Die Casting
IP Rating	IP65	IP65	IP65
Dimension	 115mm x 87mm x 85mm	 115mm x 87mm x 85mm	 180 mm x 140 mm x 108 mm
EAN Code 3000K	3800157600576	3800157600637	3800157600699
EAN Code 4500K	3800157600569	3800157600620	3800157600682
EAN Code 6000K	3800157600552	3800157600613	3800157600675

LED FLOODLIGHT SMD FLOODLIGHT SERIES



HIGH POWER
SMD



MODEL No.	VT-4751	VT-4771	VT-47101
SKU Code	5393 6000K White 5394 3000K Warmwhite 5645 4500K Daywhite	5397 6000K White 5398 3000K Warmwhite 5647 4500K Daywhite	5638 6000K White 5640 3000K Warmwhite 5639 4500K Daywhite
WATTS	50W	70W	100W
EQ. Watts	200W	280W	400W
Voltage/Frequency	AC:85-265V,50/60Hz	AC:85-265V,50/60Hz	AC:85-265V,50/60Hz
Luminous Flux	4000lm	5600lm	8000lm
CRI	> 70	> 70	> 80
PF	> 0.8	> 0.8	> 0.9
Beam Angle	120'D	120'D	120'D
Color of Fixture	Black	Black	Black
Body Type	Die cast Aluminum	Die cast Aluminum	Aluminum
IP Rating	IP65	IP65	IP65
Dimension	 227 mm x 188 mm x 130 mm	 287 mm x 237 mm x 148 mm	 286 mm x 236 mm x 144 mm
EAN Code 3000K	3800230629357	3800230629395	3800157600729
EAN Code 4500K	3800157600774	3800157600798	3800157600712
EAN Code 6000K	3800230629340	3800230629388	3800157600705





LED FLOODLIGHT SMD FLOODLIGHT SERIES



MODEL No.	VT-4751	VT-4771	VT-47101
SKU Code	5395 6000K White 5396 3000K Warmwhite 5646 4500K Daywhite	5399 6000K White 5400 3000K Warmwhite 5648 4500K Daywhite	5391 6000K White 5642 3000K Warmwhite 5641 4500K Daywhite
WATTS	50W	70W	100W
EQ. Watts	200W	280W	400W
Voltage/Frequency	AC:85-265V,50/60Hz	AC:85-265V,50/60Hz	AC:85-265V,50/60Hz
Luminous Flux	4000lm	5600lm	8000lm
CRI	> 70	> 70	> 80
PF	> 0.8	> 0.8	> 0.9
Beam Angle	120'D	120'D	120'D
Color of Fixture	Grey	Grey	Grey
Body Type	Die cast Aluminum	Die cast Aluminum	Aluminum
IP Rating	IP65	IP65	IP65
Dimension	 227 mm x 188 mm x 130 mm	 287 mm x 237 mm x 148 mm	 286 mm x 236 mm x 144 mm
EAN Code 3000K	3800230629371	3800230629418	3800157600743
EAN Code 4500K	3800157600781	3800157600804	3800157600736
EAN Code 6000K	3800230629364	3800230629401	3800230628190





LED FLOODLIGHTS SMD FLOODLIGHT SERIES



MODEL No.	VT-47150	VT-47200	VT-47300	VT-47400
SKU Code	5392 6000K White N/A 3000K Warmwhite 5643 4500K Daywhite	5385 6000K White N/A 3000K Warmwhite 5644 4500K Daywhite	5386 6000K White N/A 3000K Warmwhite N/A 4500K Daywhite	5649 6000K White N/A 3000K Warmwhite N/A 4500K Daywhite
WATTS	150W	200W	300W	400W
EQ. Watts	600W	800W	1200W	1600W
Voltage/Frequency	AC:90-240V,50/60Hz	AC:90-240V,50/60Hz	AC:90-240V,50/60Hz	AC: 90-240V, 50/60Hz
Luminous Flux	12000lm	16000lm	24000lm	32000lm
CRI	> 80	> 80	> 80	> 80
PF	> 0.9	> 0.9	> 0.9	> 0.9
Beam Angle	120'D	120'D	120'D	120'D
Color of Fixture	Grey	Grey	Grey	Black
Body Type	Aluminum	Aluminum	Aluminum	Die cast Aluminum
IP Rating	IP65	IP65	IP65	IP65
Dimension	 85 mm x 85 mm x 115 mm	 380 mm x 343mm x 116 mm	 430 mm x 410 mm x 136mm	 540 mm x 555mm x 179mm
EAN Code 3000K	N/A	N/A	N/A	N/A
EAN Code 4500K	3800157600750	3800157600767	N/A	N/A
EAN Code 6000K	3800230628206	3800230627421	3800230627438	3800157601269




LED FLOODLIGHTS PREMIUM-PIR SENSOR SERIES



MODEL No.	VT-4710 PIR	VT-4720 PIR	VT-4730 PIR	VT-4750 PIR
SKU Code	5354 6000K White 5355 3000K Warmwhite N/A 4500K Daywhite	5381 6000K White 5382 3000K Warmwhite N/A 4500K Daywhite	5387 6000K White 5388 3000K Warmwhite N/A 4500K Daywhite	5389 6000K White 5390 3000K Warmwhite N/A 4500K Daywhite
WATTS	10W	20W	30W	50W
EQ. Watts	40W	80W	120W	200W
Voltage/Frequency	AC: 90-240V, 50/60Hz	AC:90-240V, 50/60Hz	AC:90-240V, 50/60Hz	AC:90-240V, 50/60Hz
Luminous Flux	800 lm	1600 lm	2400 lm	4000 lm
CRI	> 80	> 80	> 80	> 80
PF	> 0.8	> 0.8	> 0.8	> 0.8
Beam Angle	120°D	120°D	120°D	120°D
Color of Fixture	Graffiti - Black	Black	Grey	Grey
Body Material	Die cast Aluminum	Die cast Aluminum	Die cast Aluminum	Die cast Aluminum
IP Rating	IP44	IP44	IP44	IP44
Dimension	 115 mm x 87 mm x 150 mm	 209 mm x 180 mm x 108 mm	 246 mm x 226 mm x 131 mm	 287 mm x 283 mm x 143 mm
EAN Code 3000K	3800230623324	3800230626677	3800230627452	3800230627476
EAN Code 4500K	N/A	N/A	N/A	N/A
EAN Code 6000K	3800230623317	3800230626660	3800230627445	3800230627469

LED FLOODLIGHTS PREMIUM-PIR SENSOR SERIES



MODEL No.	VT-4410 PIR	VT-4430 PIR	VT-4450 PIR
SKU Code	5334 6000K White 5335 3000K Warmwhite N/A 4500K Daywhite	5336 6000K White 5337 3000K Warmwhite N/A 4500K Daywhite	5332 6000K White 5331 3000K Warmwhite N/A 4500K Daywhite
WATTS	10W	30W	50W
EQ. Watts	40W	120W	200W
Voltage/Frequency	AC: 85-265V, 50/60Hz	AC: 85-265V, 50/60Hz	AC: 85-265V, 50/60Hz
Luminous Flux	800 lm	2400 lm	3900 lm
CRI	> 80	> 80	> 80
PF	> 0.8	> 0.8	> 0.8
Beam Angle	120'D	120'D	120'D
Color of Fixture	Graffiti - Black	Graffiti - Black	Graffiti - Black
Body Type	Die cast Aluminum	Die cast Aluminum	Die cast Aluminum
IP Rating	IP44	IP44	IP44
Dimension	 150 mm x 50 mm x 180 mm	 315 mm x 245 mm x 89 mm	 330 mm x 110 mm x 370 mm
EAN Code 3000K	3800230623454	3800230623478	3800230623492
EAN Code 4500K	N/A	N/A	N/A
EAN Code 6000K	3800230623447	3800230623461	3800230623485



LED WALL WASHER SERIES


Completely transform and rejuvenate an entire Building, Bridge or Just your front porch with V-TAC's LED Wall Washer Series. Toughened body and glass features ensure longevity in extreme environments with inherent LED attributes saving upto 80% energy consumption. Colorful, safe and eco-friendly option for any exterior

PRODUCT FEATURES

- Anodized Aluminium Alloy Body
- 5mm Transparent Toughened Glass
- Stainless Steel Fastener
- Silicone Rubber Sealant
- Provides powerful lighting up to 8-10 Meters
- Lifetime 20,000 Hours, 2 years
- Optional Lens Angles available from 45° to 90°
- Optional Effects – RGB Colour Changing / Chasing / Flowing
- Compatible with DMX 512 Controllers
- Constant & Consistent power to ensure LED Lifespan
- Internal / External Control – Optional

APPLICATIONS


- Essential in Highlighting Architectural structures like Towers, Monuments & Historical Landmarks
- Hotel Facades, Concerts for special effects, Sports Competitions for added lighting, Pools, Parks, Fountains etc.



WALL WASHERS PREMIUM SERIES

USING:



MODEL No.	VT-5036 B	VT-5024 B	VT-5012 B	VT-5013 B
SKU Code	5435 6000K White N/A 3000K Warmwhite 5432 RGB	5434 6000K White 5437 3000K Warmwhite 5431 RGB	5433 6000K White N/A 3000K Warmwhite 5430 RGB	N/A 6000K White N/A 3000K Warmwhite 5436 RGB
WATTS	36W	24W	12W	12W
EQ. Watts	360W	240W	120W	120W
Voltage/Frequency	DC:24V, 50 Hz	DC:24V, 50 Hz	DC:24V, 50 Hz	DC:24V, 50 Hz
Luminous Flux	3600-4320lm	2400-2880lm	1200-1440lm	1200lm
Led Chip	Bridgelux	Bridgelux	Bridgelux	Bridgelux
CRI	>75	>75	>75	>75
PF	> 0.95	> 0.95	> 0.95	> 0.8
Beam Angle	10'D	10'D	10'D	10'D
Body Type	Aluminum, Tempered Glass	Aluminum, Tempered Glass	Aluminum, Tempered Glass	Diecast + Aluminum
IP Rating	IP67	IP67	IP67	IP65
Dimension	1015mm x 70mm x 57mm	1015mm x 70mm x 57mm	530mm x 70mm x 57mm	 180mm x 140mm x 110mm
EAN Code 3000K	N/A	3800230627131	N/A	N/A
EAN Code RGB	3800230625922	3800230625902	3800230625885	3800230625946
EAN Code 6000K	3800230625939	3800230625915	3800230625892	N/A
SKU	3313	3530	3531	3532
EAN Code	3800230625953	3800230625960	3800230625977	3800230625984
Description	DMX Controller	Connector For Single Color	Connector For RGB	Connector For DMX Controller



LED STREET LIGHTS

Light the path to the future with LED Street Lights. This state of the art LED Technology provides uniform Brightness and Illumination. No mercury means they are environmentally friendly

PRODUCT FEATURES

- Perfect replacement for traditional lights
- Saves 80% Electricity cost, Better Efficiency, Longer Life Span
- Dedicated IP68 Sealed Optical Cavities
- Optically Optimized Glass Lenses
- Uniformity in Light Distribution – Maximizes Efficiency
- Fully Operational in Extreme Weather up to -20° Celsius
- Low maintenance & Low Power consumption
- Reduced CO² emissions

APPLICATIONS

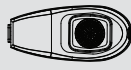

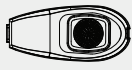
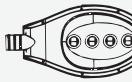
- Out Door Applications like Streets, Projects, Cross Roads, Tunnels, Car Parks, Industrial Facilities etc



LED STREET LIGHTS HIGH POWER SERIES



MODEL No.	VT-3001 ST	VT-5001 ST	VT-8001 ST	VT-12151 ST
-----------	------------	------------	------------	-------------

SKU Code	5428 6000K White N/A 3000K Warmwhite N/A 4500K Daywhite	5429 6000K White N/A 3000K Warmwhite N/A 4500K Daywhite	5451 6000K White N/A 3000K Warmwhite N/A 4500K Daywhite	5425 6000K White N/A 3000K Warmwhite N/A 4500K Daywhite
WATTS	30W	50W	80W	150W
EQ. Watts	150W	250W	400W	400W
Voltage/Frequency	AC: 110-240V, 50Hz	AC: 110-240V, 50Hz	AC: 110-240V, 50Hz	AC: 110~240V, 50/60Hz
Luminous Flux	2400lm	4000lm	6400lm	90 Lum/Watt
Led Chip	High Power SMD	High Power SMD	High Power SMD	CREE LED
CRI	> 75	> 75	> 75	> 70
PF	> 0.6	> 0.6	> 0.6	> 0.9
Beam Angle	120'D	120'D	120'D	120'D
Color of Fixture	Grey	Grey	Grey	Black
Body Type	Aluminum	Aluminum	Aluminum	Aluminium
IP Rating	IP68	IP68	IP68	IP65
Dimension	 530 mm x 242 mm x 142 mm	 680 mm x 300 mm x 153 mm	 700 mm x 320 mm x 153 mm	 747 mm x 380 mm x 113 mm
EAN Code 3000K	N/A	N/A	N/A	N/A
EAN Code 4500K	N/A	N/A	N/A	N/A
EAN Code 6000K	3800230628855	3800230628862	3800230629319	3800230627223

LED STREET LIGHTS PREMIUM SERIES



MODEL No.	VT-6000 ST BM	VT-12090 ST BM	VT-12120 ST BM	VT-12150 ST BM
SKU Code	5423 6000K White N/A 3000K Warmwhite N/A 4500K Daywhite	5418 6000K White N/A 3000K Warmwhite N/A 4500K Daywhite	5419 6000K White N/A 3000K Warmwhite N/A 4500K Daywhite	5424 6000K White N/A 3000K Warmwhite N/A 4500K Daywhite
WATTS	60W	90W	120W	150W
EQ. Watts	240W	350W	480W	600W
Voltage/Frequency	AC:110~240V, 50 Hz	AC:110~240V, 50 Hz	AC:85~260V, 50 Hz	AC:110~240V, 50 Hz
Luminous Flux	80-90lm/w	80-90lm/w	80-90lm/w	80-90lm/w
Led Chip	Bridgelux	Bridgelux	Bridgelux	Bridgelux
CRI	>75	>70	≥70	>70
PF	> 0.9	> 0.9	> 0.95	> 0.8
Beam Angle	120°D	120°D	120°D	120°D
Body Type	Aluminum	Aluminum	Aluminum	Aluminum
IP Rating	IP65	IP65	IP65	IP65
Dimension	200mm x 140mm	200mm x 140mm	570mm x 310mm x 80mm	660mm x 310mm x 80mm
EAN Code 3000K	N/A	N/A	N/A	N/A
EAN Code 4500K	N/A	N/A	N/A	N/A
EAN Code 6000K	3800230623737	3800230625656	3800230623898	3800230625663

LED STREET LIGHTS CLASSIC SERIES



MODEL No.	VT-3000 ST	VT-5000 ST	VT-7000 ST
SKU Code	5409 6000K White 5426 3000K Warmwhite N/A 4500K Daywhite	5410 6000K White 5427 3000K Warmwhite N/A 4500K Daywhite	5470 6000K White N/A 3000K Warmwhite N/A 4500K Daywhite
WATTS	30W	50W	70W
EQ. Watts	150W	250W	350W
Voltage/Frequency	AC: 85-265V, 50/60Hz	AC: 85-265V, 50/60Hz	AC: 85-265V, 50/60Hz
Luminous Flux	3000lm	5000lm	7000lm
Led Chip	EPISTAR	EPISTAR	EPISTAR
CRI	> 75	> 75	>75
PF	> 0.9	> 0.9	> 0.9
Beam Angle	120'D	120'D	120'D
Body Type	Aluminum	Aluminum	Aluminum
IP Rating	IP68	IP68	IP68
Dimension	530mm x 242mm x 142 mm	680mm x 300mm x 153mm	520mm x 250mm
EAN Code 3000K	3800230628671	3800230628688	N/A
EAN Code 4500K	N/A	N/A	N/A
EAN Code 6000K	3800230623713	3800230623720	3800230629463





LED OUTDOOR LIGHTS

Transform the exteriors of a Building or a Garden into a Beautiful piece of Architecture. Simultaneously help navigate obstacles at night, prevent accidents and provide security

PRODUCT FEATURES

- Perfect replacement for traditional fittings as they are more flexible & efficient
- Work perfectly in extreme temperatures from -20° to +45° without any adverse effects
- Specifically designed for Outdoor use
- IP65/67 Protection Rating to ensure safety
- Low Maintenance
- Outstanding Colour options and settings

APPLICATIONS

- Used for Gardens, Outdoor Residential Areas, Walkways & Passages, Driveways, Fountains, Lawns, Entrance, Patio or Terrace and similar environments



OUTDOOR SERIES GU10 FITTINGS




MODEL No.	VT-721 UG	VT-723 UG	VT-722
SKU Code	4791	4792	4793
Type	Underground	Underground	Wall
Suitable	LED Fitting	LED Fitting	LED Fitting
Holder	GU 10	GU 10	AGU 10
Material	Aluminum, 304SS, Glass	Aluminum, 304SS, Glass	304SS, Glass
Color	Black Lamp Body	Black Lamp Body	Stainless Steel
IP Rating	IP65	IP67	IP65
Dimension	 <p>101mm x 109mm x 145mm</p>	 <p>D=ø95mm H=317mm</p>	 <p>D=ø60mm H=156mm</p>
EAN Code	3800230625267	3800230625274	3800230625281

OUTDOOR SERIES LED POOL LIGHT-PAR56

SURFACE POOL LIGHT



MODEL No.	VT-1233	VT-1235
SKU Code	5102 6000K White 5103 RGB 5106 3000K Warmwhite	5104 6000K White N/A RGB 5105 3000K Warmwhite
WATTS	18W	18W
Voltage/Frequency	AC:12V,50/60Hz	AC:12V,50/60Hz
Luminous Flux	1100lm	1100lm
Beam Angle	120'D	180'D
Body Type	Thick Glass	PVC Case
IP Rating	IP68	IP68
Dimension	D:168mm x H:105mm	D:298mm x H:76mm
EAN Code 3000K	3800157601115	3800157601108
EAN Code RGB	3800230627124	N/A
EAN Code 6000K	3800230627117	3800157601092



Advantages of LED



LONG LIFE SPAN , 20 YEARS

LEDs have an exceptionally long life span. Also wastage production is far less compared to Incandescent and CFL lamps and bulbs therefore reducing Impact on the environment. This is because LEDs typically do not “burn out” or fail. Instead they have lumen depreciation, where the amount of light produced decreases and light color appearance can shift over time.



MERCURY FREE

LEDs are Mercury free and are produced with resistance to shock and vibration, with such inherent properties they are able to function properly even in extreme weather conditions varying from -20° Centigrade to +40° Centigrade.



DIRECT REPLACEMENT FOR COMMON LAMPS

With innovative Technologies in play all the time, has helped in developing generic holders and shapes, LEDs have become a perfect replacement for old Incandescent and CFL lamps and Bulbs.



DIMMABLE FUNCTION

One of the unique feature of LEDs is that they are DIMMABLE, the various options available with DIMMABLE option are GU10, PAR BULBS, AR111, LED PANELS, FIXTURES and other fittings for Indoor and Outdoor use.



85%.. ENERGY SAVING

LEDs have excellent energy saving properties, Plus have NO Ultraviolet or Infrared Radiation. The US Department of Energy has estimated that increased adoption of LEDs over the next 15 years would also reduce electricity demands from lighting by 62% , prevent 258 Million Metric Tonnes of Carbon emissions and eliminate the need for 133 new power plants.



TCS.. TEMPERATURE CONTROL SYSTEM

LEDs are produced with TCS (Temperature Control System) to avoid overheating.



CRI QUALITY AND HIGH POWER

Color Rendering Index is generally used to measure light quality on scale from 1-100. Most LEDs have CRI rating of at least 80 to 90. Also the power factor of LED is high which results High Power and Bright Light.

www.v-tac.eu

www.v-tac.co.uk

USING LED CHIPS AND DRIVERS FROM:



SOME OF OUR APPROVALS:



CE/EMC



PRESENCE IN OVER
50 COUNTRIES

V-TAC[®] INNOVATIVE LED LIGHTING