

PHOTOMETRIC TEST REPORT

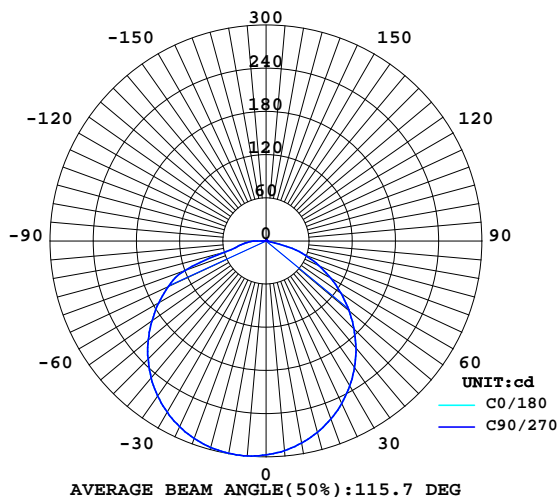
LUMINAIRE PHOTOMETRIC TEST REPORT

Report number:

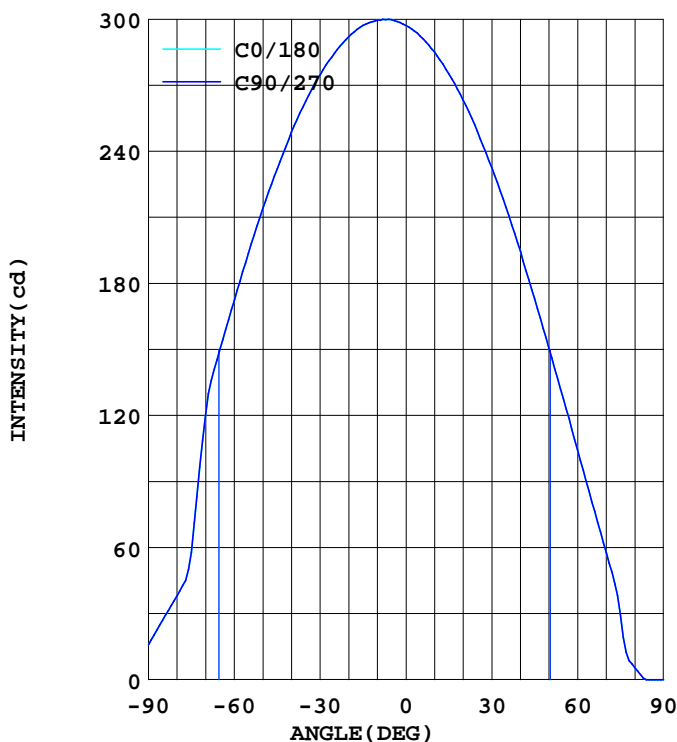
BRAND: BRAYTRON			
NAME: 12W SMD LED PANEL LIGHT		TYPE: SMD-CRD	WEIGHT:
MODEL NO.: BP01-31210		DIMENSION:	SERIAL No.:

DATA OF LAMP		Imax(cd)	299.6	S/MH(C0/180)	1.37
MODEL	BP01-31210	EFFICIENCY(%)	100.0	S/MH(C90/270)	1.37
NOMINAL POWER(W)	14	TOTAL FLUX(lm)	867.25	Voltage(V)	220.6
RATED VOLTAGE(V)	220	EFFICIENCY(lm/W)	68.3	Current(A)	0.118
NOMINAL FLUX(lm)	867.3	η up(%)	0.9	Power(W)	12.70
LAMPS QUANTITY	1	η down(%)	99.1	Power Factor(PF)	0.502
TEST VOLTAGE(V)	220.6	Effective Flux(lm)	0.0	EEI	0.000

LUMINOUS INTENSITY DISTRIBUTION



LUMINOUS INTENSITY DISTRIBUTION



Test System: HOPOO HPG1900
 Temperature: 25.3 DEG
 Operators:
 Test Date: 2017.08.14

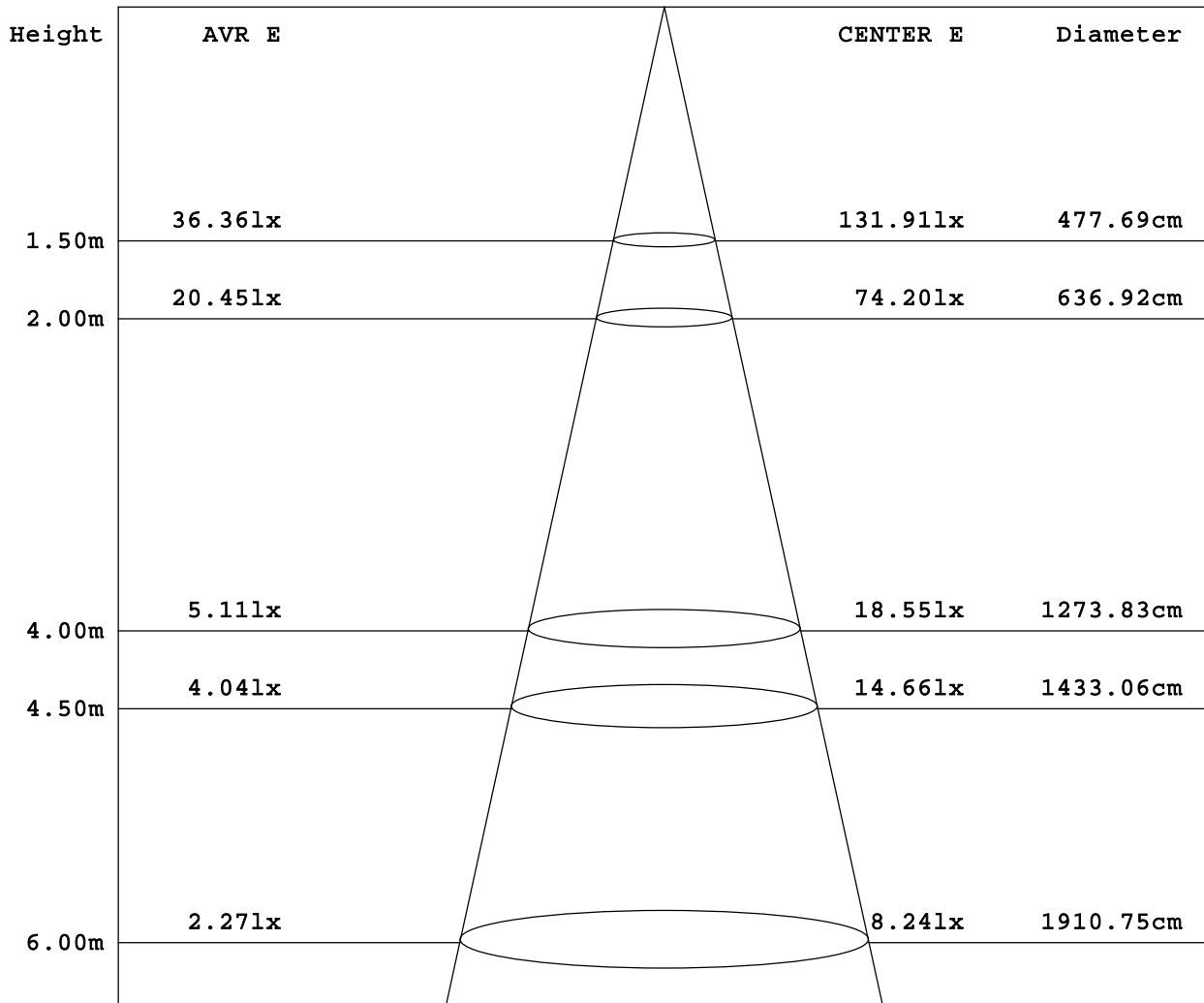
Test Set: 5.0deg/s C-Gamma (TYPE C)
 Humidity: 65.0%
 Test Distance: 10.000 m
 Remarks:

PHOTOMETRIC TEST REPORT

AVERAGE AND CENTER E Figure

Report number:

BRAND: BRAYTRON		
NAME: 12W SMD LED PANEL LIGHT	TYPE: SMD-CRD	WEIGHT:
MODEL NO.: BP01-31210	DIMENSION:	SERIAL No.:



Angle: 115.7deg

Test System: HOPOO HPG1900
 Temperature: 25.3DEG
 Operators:
 Test Date: 2017.08.14

Test Set: 5.0deg/s C-Gamma (TYPE C)
 Humidity: 65.0%
 Test Distance: 10.000 m
 Remarks:

PHOTOMETRIC TEST REPORT

ZONAL FLUX DIAGRAM

Report number:

BRAND: BRAYTRON			
NAME: 12W SMD LED PANEL LIGHT		TYPE: SMD-CRD	WEIGHT:
MODEL NO.: BP01-31210		DIMENSION:	SERIAL No.:

γ	C0	C180	γ	Φ zone	Φ total
5.0	299.3	291.8	0- 5	7	7
10.0	299.2	284.8	5- 10	21	28
15.0	296.7	274.7	10- 15	34	62
20.0	291.5	262.7	15- 20	46	109
25.0	284.2	248.7	20- 25	57	166
30.0	274.2	232.3	25- 30	66	232
35.0	262.3	214.1	30- 35	72	304
40.0	248.2	194.3	35- 40	77	381
45.0	231.6	172.8	40- 45	78	459
50.0	213.7	150.1	45- 50	78	537
55.0	193.3	127.5	50- 55	74	611
60.0	171.8	104.4	55- 60	69	680
65.0	149.8	80.59	60- 65	62	742
70.0	119.7	57.70	65- 70	52	794
75.0	57.70	29.49	70- 75	35	829
80.0	38.00	5.400	75- 80	16	845
85.0	26.90	0	80- 85	9	854
90.0	15.80	0	85- 90	6	860
95.0	3.900	0	90- 95	2	862
100.0	1.600	0	95-100	1	863
105.0	1.400	0	100-105	0	863
110.0	1.300	0.200	105-110	0	863
115.0	1.200	0.300	110-115	0	864
120.0	1.200	0.500	115-120	0	864
125.0	1.200	0.600	120-125	0	864
130.0	1.100	0.700	125-130	0	865
135.0	1.200	0.800	130-135	0	865
140.0	1.200	0.800	135-140	0	866
145.0	1.200	0.900	140-145	0	866
150.0	1.200	1.000	145-150	0	866
155.0	1.200	1.100	150-155	0	867
160.0	1.300	1.200	155-160	0	867
165.0	1.400	1.200	160-165	0	867
170.0	1.400	1.300	165-170	0	867
175.0	1.500	1.400	170-175	0	867
180.0	1.400	1.500	175-180	0	867
DEG	LUMINOUS INTENSITY:cd			UNIT:lm	

Test System: HOPOO HPG1900
 Temperature: 25.3DEG
 Operators:
 Test Date: 2017.08.14

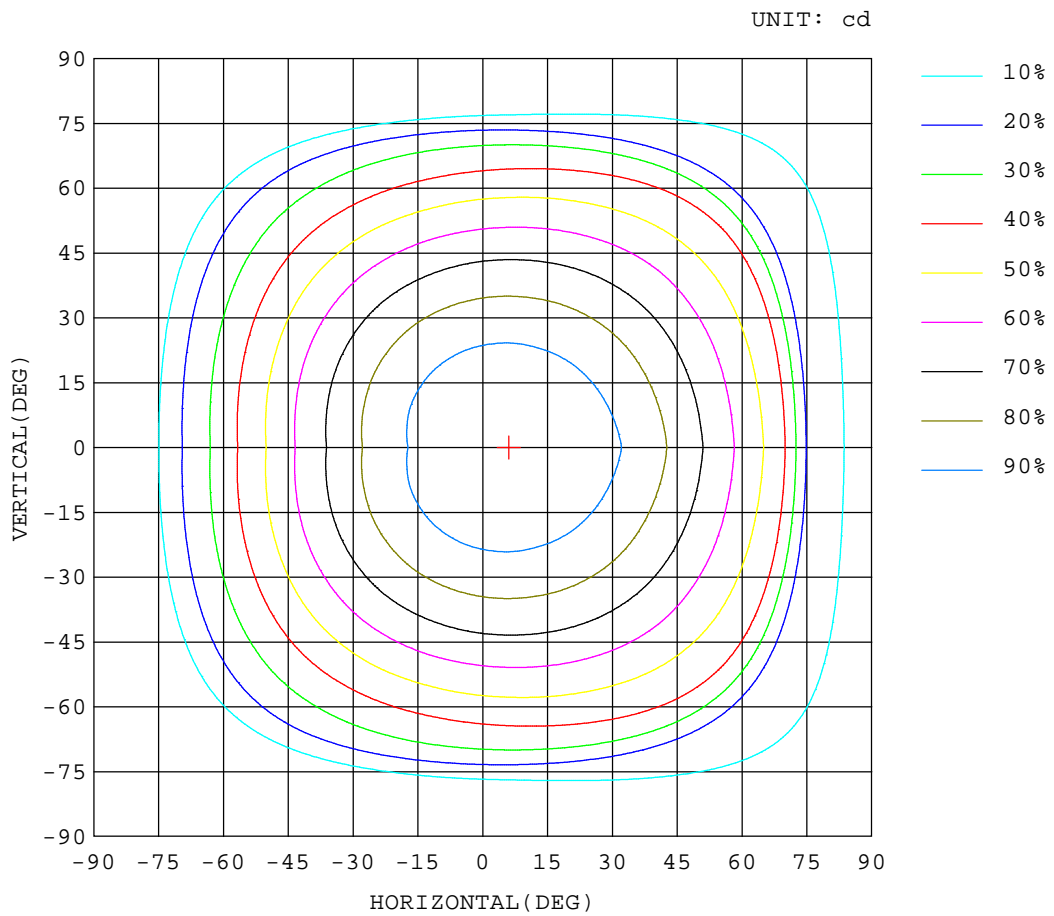
Test Set: 5.0deg/s C-Gamma (TYPE C)
 Humidity: 65.0%
 Test Distance: 10.000 m
 Remarks:

PHOTOMETRIC TEST REPORT

ISOCANDELA DIAGRAM

Report number:

BRAND: BRAYTRON			
NAME: 12W SMD LED PANEL LIGHT	TYPE: SMD-CRD	WEIGHT:	
MODEL NO.: BP01-31210	DIMENSION:	SERIAL No.:	



Test System: HOPOO HPG1900
 Temperature: 25.3DEG
 Operators:
 Test Date: 2017.08.14

Test Set: 5.0deg/s C-Gamma (TYPE C)
 Humidity: 65.0%
 Test Distance: 10.000 m
 Remarks:

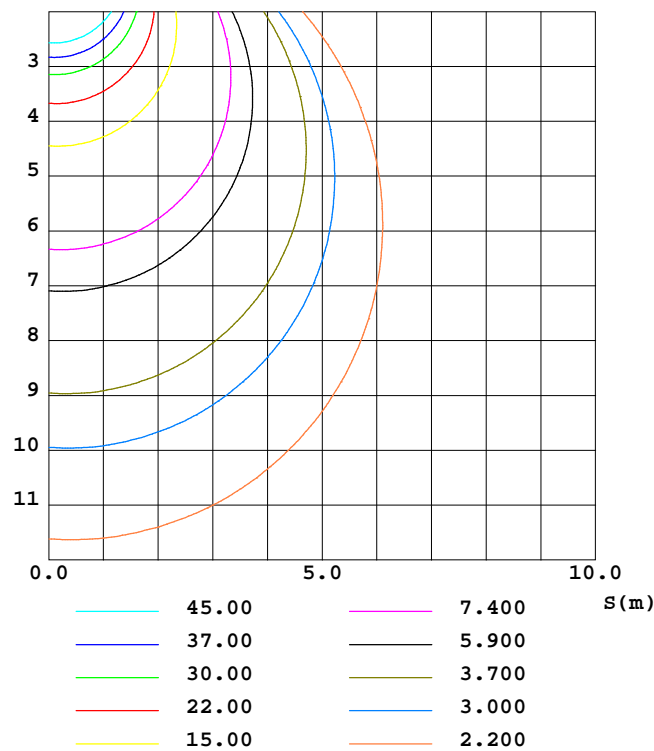
PHOTOMETRIC TEST REPORT

ISOLUX DIAGRAM

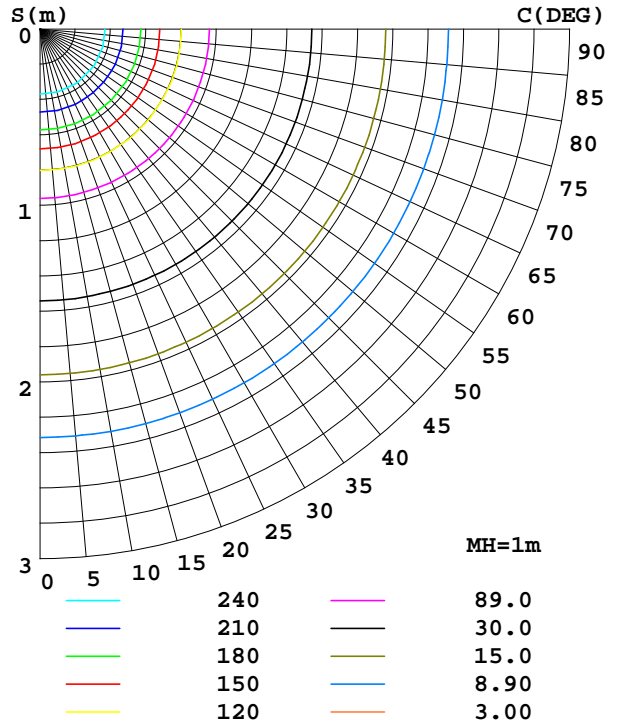
Report number:

BRAND: BRAYTRON			
NAME: 12W SMD LED PANEL LIGHT	TYPE: SMD-CRD	WEIGHT:	
MODEL NO.: BP01-31210	DIMENSION:	SERIAL No.:	

C0 PLANE ISOLUX DIAGRAM (UNIT:lx)



PLANAR ISOLUX DIAGRAM(UNIT:lx)



Test System: HOPOO HPG1900
 Temperature: 25.3DEG
 Operators:
 Test Date: 2017.08.14

Test Set: 5.0deg/s C-Gamma (TYPE C)
 Humidity: 65.0%
 Test Distance: 10.000 m
 Remarks:

PHOTOMETRIC TEST REPORT

LUMINOUS DISTRIBUTION INTENSITY DATA

Report number:

BRAND: BRAYTRON		
NAME: 12W SMD LED PANEL LIGHT	TYPE: SMD-CRD	WEIGHT:
MODEL NO.: BP01-31210	DIMENSION:	SERIAL No.:

UNIT: cd

γ (DEG)	C (DEG)	
	0	180
0.0	297	297
5.0	299	292
10.0	299	285
15.0	297	275
20.0	292	263
25.0	284	249
30.0	274	232
35.0	262	214
40.0	248	194
45.0	232	173
50.0	214	150
55.0	193	128
60.0	172	104
65.0	150	80.5
70.0	120	57.7
75.0	57.7	29.4
80.0	38.0	5.40
85.0	26.9	0.00
90.0	15.8	0.00
95.0	3.90	0.00
100.0	1.60	0.00
105.0	1.40	0.00
110.0	1.30	0.20
115.0	1.20	0.30
120.0	1.20	0.50
125.0	1.20	0.60
130.0	1.10	0.70
135.0	1.20	0.80
140.0	1.20	0.80
145.0	1.20	0.90
150.0	1.20	1.00
155.0	1.20	1.10
160.0	1.30	1.20
165.0	1.40	1.20
170.0	1.40	1.30
175.0	1.50	1.40
180.0	1.40	1.50

Test System: HOPOO HPG1900
 Temperature: 25.3DEG
 Operators:
 Test Date: 2017.08.14

Test Set: 5.0deg/s C-Gamma (TYPE C)
 Humidity: 65.0%
 Test Distance: 10.000 m
 Remarks: