

## PHOTOMETRIC TEST REPORT

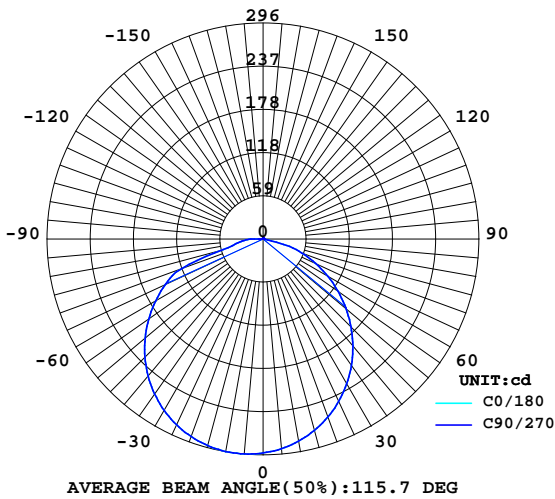
### LUMINAIRE PHOTOMETRIC TEST REPORT

Report number:

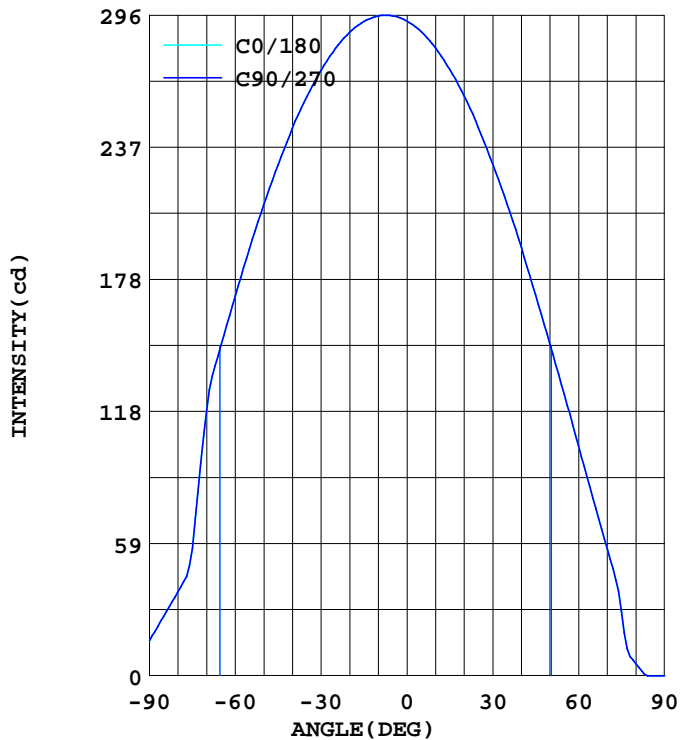
BRAND: BRAYTRON			
NAME: 12W SMD LED PANEL LIGHT		TYPE: SMD-SRD	WEIGHT:
MODEL NO.: BP03-31210		DIMENSION:	SERIAL No.:

DATA OF LAMP		Imax(cd)	296.1	S/MH(C0/180)	1.37
MODEL	BP04-31210	EFFICIENCY(%)	100.0	S/MH(C90/270)	1.37
NOMINAL POWER(W)	12	TOTAL FLUX(lm)	857.20	Voltage(V)	220.6
RATED VOLTAGE(V)	220	EFFICIENCY(lm/W)	69.7	Current(A)	0.117
NOMINAL FLUX(lm)	857.2	$\eta$ up(%)	0.9	Power(W)	12.30
LAMPS QUANTITY	1	$\eta$ down(%)	99.1	Power Factor(PF)	0.501
TEST VOLTAGE(V)	220.7	Effictive Flux(lm)	0.0	EEI	0.000

LUMINOUS INTENSITY DISTRIBUTION



LUMINOUS INTENSITY DISTRIBUTION



Test System: HOPOO HPG1900  
 Temperature: 25.3 DEG  
 Operators:  
 Test Date: 2017.08.14

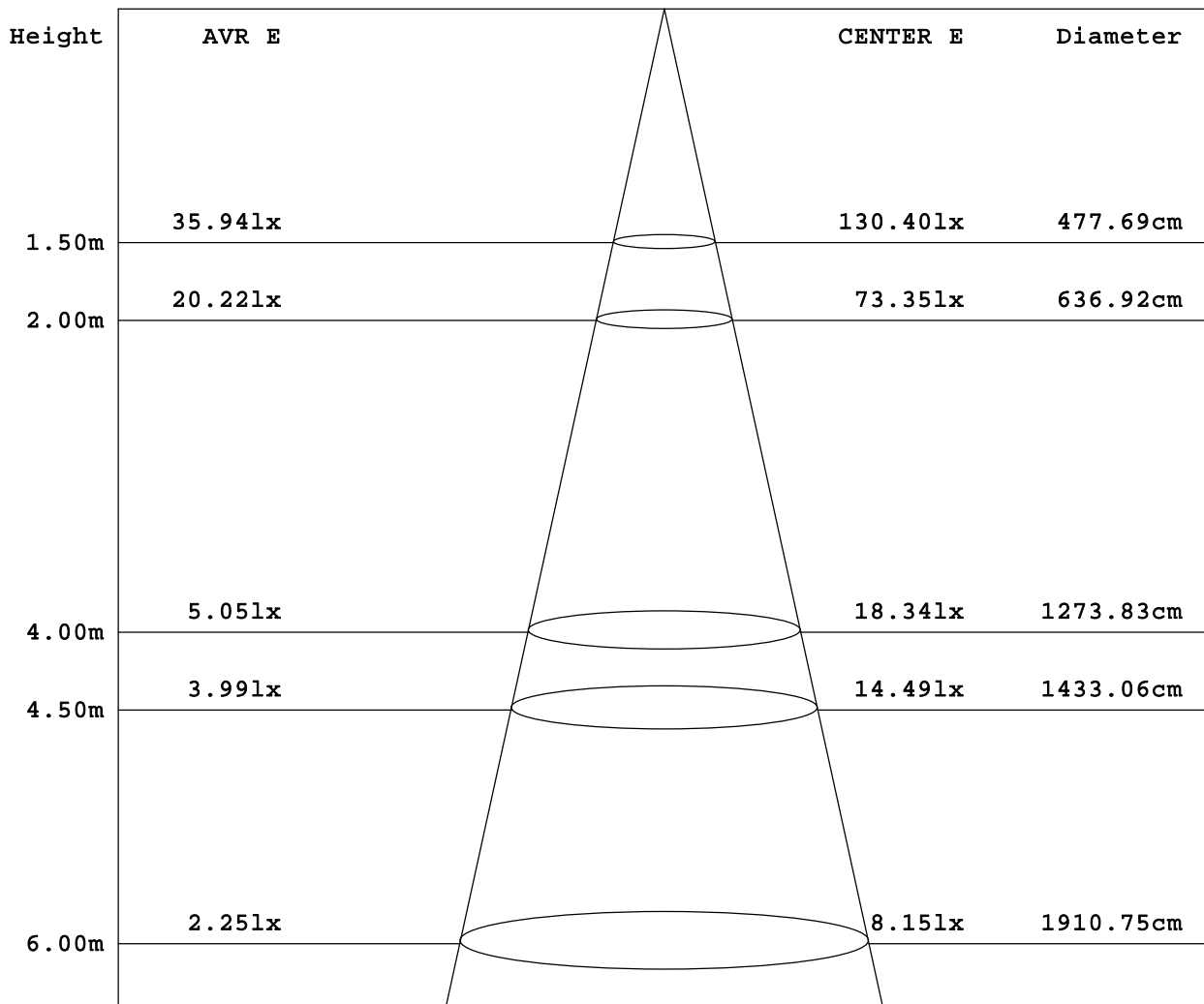
Test Set: 5.0deg/s C-Gamma (TYPE C)  
 Humidity: 65.0%  
 Test Distance: 10.000 m  
 Remarks:

## PHOTOMETRIC TEST REPORT

### AVERAGE AND CENTER E Figure

Report number:

BRAND: BRAYTRON		
NAME: 12W SMD LED PANEL LIGHT	TYPE: SMD-SRD	WEIGHT:
MODEL NO.: BP03-31210	DIMENSION:	SERIAL No.:



Angle: 115.7deg

Test System: HOPOO HPG1900  
 Temperature: 25.3DEG  
 Operators:  
 Test Date: 2017.08.14

Test Set: 5.0deg/s C-Gamma (TYPE C)  
 Humidity: 65.0%  
 Test Distance: 10.000 m  
 Remarks:

## PHOTOMETRIC TEST REPORT

### ZONAL FLUX DIAGRAM

Report number:

BRAND: BRAYTRON			
NAME: 12W SMD LED PANEL LIGHT	TYPE: SMD-SRD	WEIGHT:	
MODEL NO.: BP03-31210	DIMENSION:	SERIAL No.:	

$\gamma$	C0	C180	$\gamma$	$\Phi$ zone	$\Phi$ total
5.0	295.7	288.7	0- 5	7	7
10.0	295.7	281.5	5- 10	21	28
15.0	293.3	271.7	10- 15	34	62
20.0	288.3	259.8	15- 20	46	108
25.0	281.2	245.6	20- 25	56	164
30.0	271.3	229.3	25- 30	65	229
35.0	259.5	211.4	30- 35	72	300
40.0	245.3	192.0	35- 40	76	376
45.0	229.0	170.6	40- 45	77	454
50.0	211.1	148.5	45- 50	77	530
55.0	191.3	125.8	50- 55	74	604
60.0	170.0	103.0	55- 60	68	672
65.0	148.0	79.59	60- 65	61	733
70.0	118.2	56.90	65- 70	52	785
75.0	56.90	29.10	70- 75	35	819
80.0	37.70	5.400	75- 80	15	835
85.0	26.49	0	80- 85	9	844
90.0	15.60	0	85- 90	6	850
95.0	3.800	0	90- 95	2	852
100.0	1.700	0	95-100	1	853
105.0	1.400	0	100-105	0	853
110.0	1.300	0.200	105-110	0	853
115.0	1.100	0.400	110-115	0	854
120.0	1.200	0.400	115-120	0	854
125.0	1.200	0.600	120-125	0	854
130.0	1.200	0.600	125-130	0	855
135.0	1.200	0.700	130-135	0	855
140.0	1.200	0.900	135-140	0	856
145.0	1.100	0.900	140-145	0	856
150.0	1.200	1.000	145-150	0	856
155.0	1.300	1.100	150-155	0	856
160.0	1.200	1.200	155-160	0	857
165.0	1.300	1.100	160-165	0	857
170.0	1.400	1.300	165-170	0	857
175.0	1.300	1.400	170-175	0	857
180.0	1.400	1.500	175-180	0	857
DEG	LUMINOUS INTENSITY:cd			UNIT:lm	

Test System: HOPOO HPG1900  
 Temperature: 25.3DEG  
 Operators:  
 Test Date: 2017.08.14

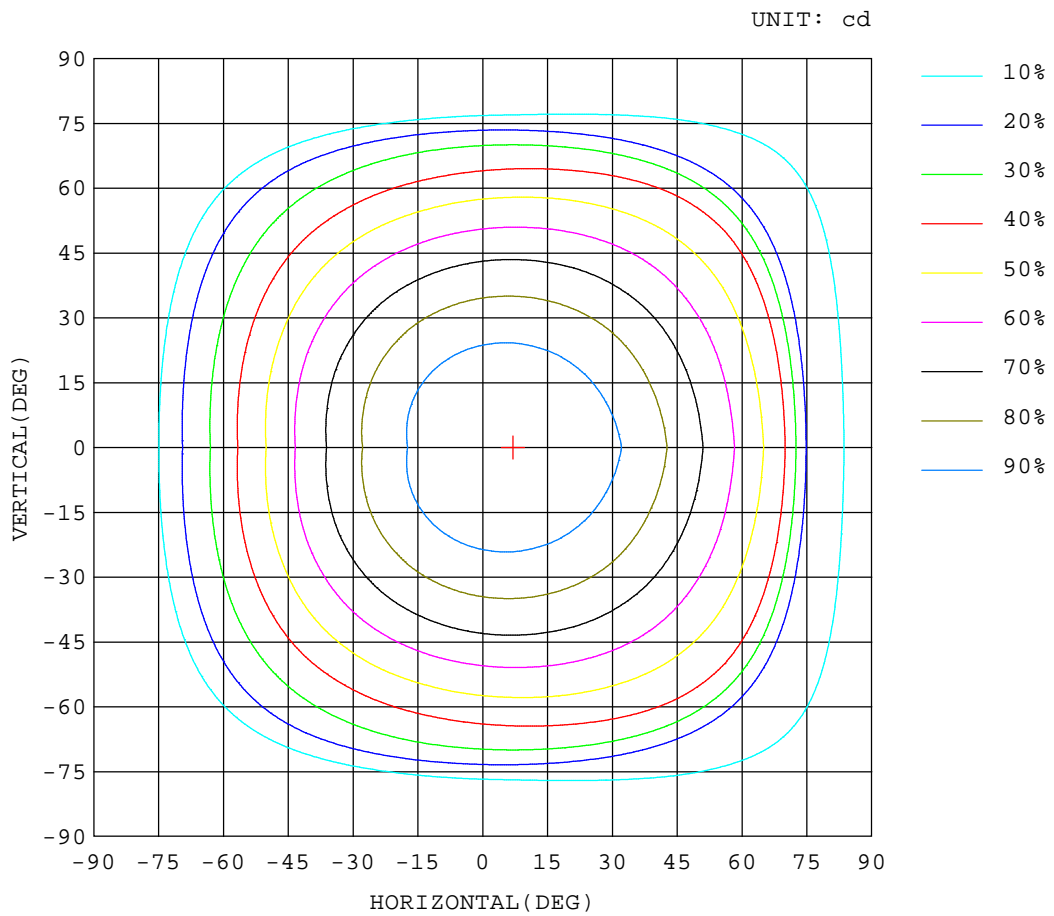
Test Set: 5.0deg/s C-Gamma (TYPE C)  
 Humidity: 65.0%  
 Test Distance: 10.000 m  
 Remarks:

## PHOTOMETRIC TEST REPORT

### ISOCANDELA DIAGRAM

Report number:

BRAND: BRAYTRON			
NAME: 12W SMD LED PANEL LIGHT	TYPE: SMD-SRD	WEIGHT:	
MODEL NO.: BP03-31210	DIMENSION:	SERIAL No.:	



Test System: HOPOO HPG1900  
 Temperature: 25.3DEG  
 Operators:  
 Test Date: 2017.08.14

Test Set: 5.0deg/s C-Gamma (TYPE C)  
 Humidity: 65.0%  
 Test Distance: 10.000 m  
 Remarks:

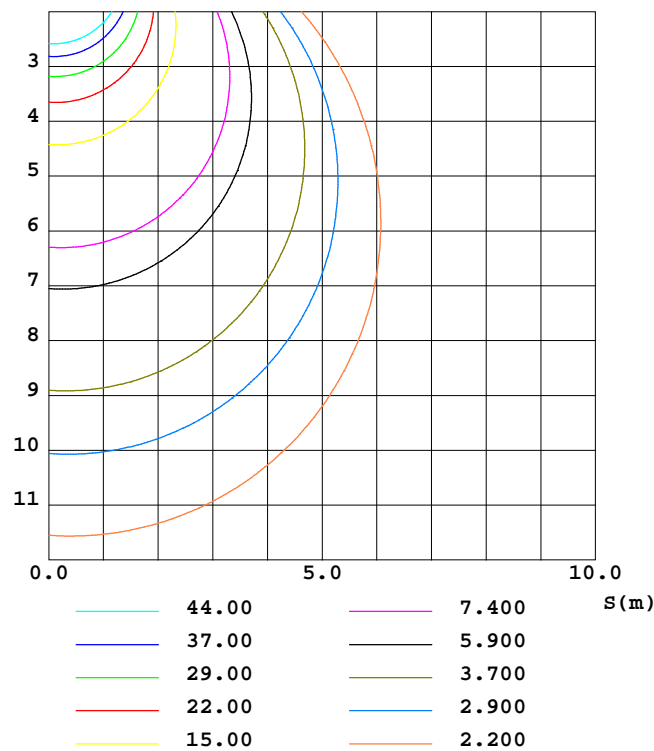
## PHOTOMETRIC TEST REPORT

### ISOLUX DIAGRAM

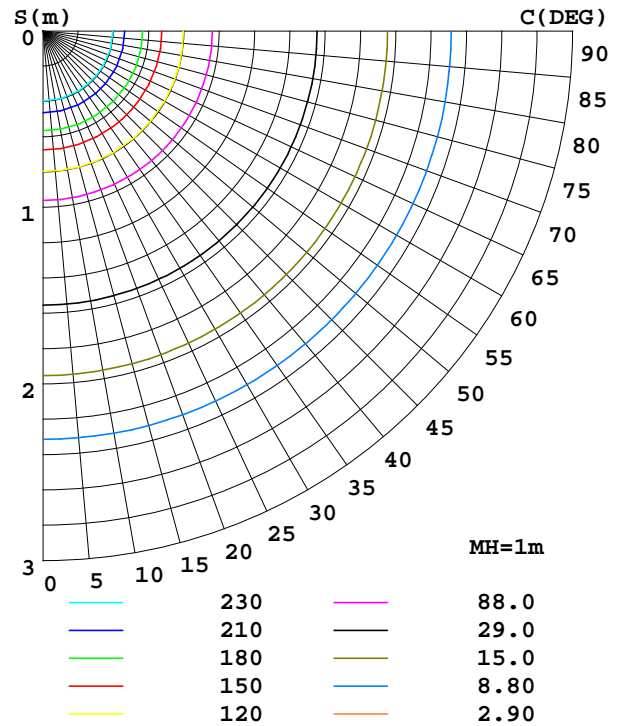
Report number:

BRAND: BRAYTRON		
NAME: 12W SMD LED PANEL LIGHT	TYPE: SMD-SRD	WEIGHT:
MODEL NO.: BP03-31210	DIMENSION:	SERIAL No.:

C0 PLANE ISOLUX DIAGRAM (UNIT:lx)



PLANAR ISOLUX DIAGRAM (UNIT:lx)



Test System: HOPOO HPG1900  
 Temperature: 25.3DEG  
 Operators:  
 Test Date: 2017.08.14

Test Set: 5.0deg/s C-Gamma (TYPE C)  
 Humidity: 65.0%  
 Test Distance: 10.000 m  
 Remarks:

## PHOTOMETRIC TEST REPORT

### LUMINOUS DISTRIBUTION INTENSITY DATA

Report number:

BRAND: BRAYTRON		
NAME: 12W SMD LED PANEL LIGHT	TYPE: SMD-SRD	WEIGHT:
MODEL NO.: BP03-31210	DIMENSION:	SERIAL No.:

UNIT: cd

γ (DEG)	C (DEG)	
	0	180
0.0	293	293
5.0	296	289
10.0	296	282
15.0	293	272
20.0	288	260
25.0	281	246
30.0	271	229
35.0	260	211
40.0	245	192
45.0	229	171
50.0	211	149
55.0	191	126
60.0	170	103
65.0	148	79.5
70.0	118	56.9
75.0	56.9	29.1
80.0	37.7	5.40
85.0	26.4	0.00
90.0	15.6	0.00
95.0	3.80	0.00
100.0	1.70	0.00
105.0	1.40	0.00
110.0	1.30	0.20
115.0	1.10	0.40
120.0	1.20	0.40
125.0	1.20	0.60
130.0	1.20	0.60
135.0	1.20	0.70
140.0	1.20	0.90
145.0	1.10	0.90
150.0	1.20	1.00
155.0	1.30	1.10
160.0	1.20	1.20
165.0	1.30	1.10
170.0	1.40	1.30
175.0	1.30	1.40
180.0	1.40	1.50

Test System: HOPOO HPG1900  
 Temperature: 25.3DEG  
 Operators:  
 Test Date: 2017.08.14

Test Set: 5.0deg/s C-Gamma (TYPE C)  
 Humidity: 65.0%  
 Test Distance: 10.000 m  
 Remarks: