

PHOTOMETRIC TEST REPORT

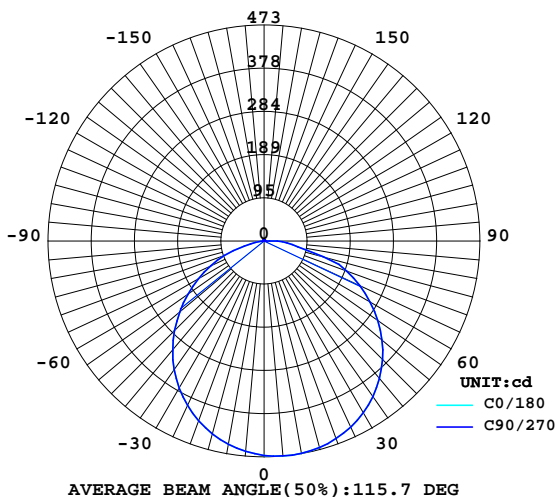
LUMINAIRE PHOTOMETRIC TEST REPORT

Report number:

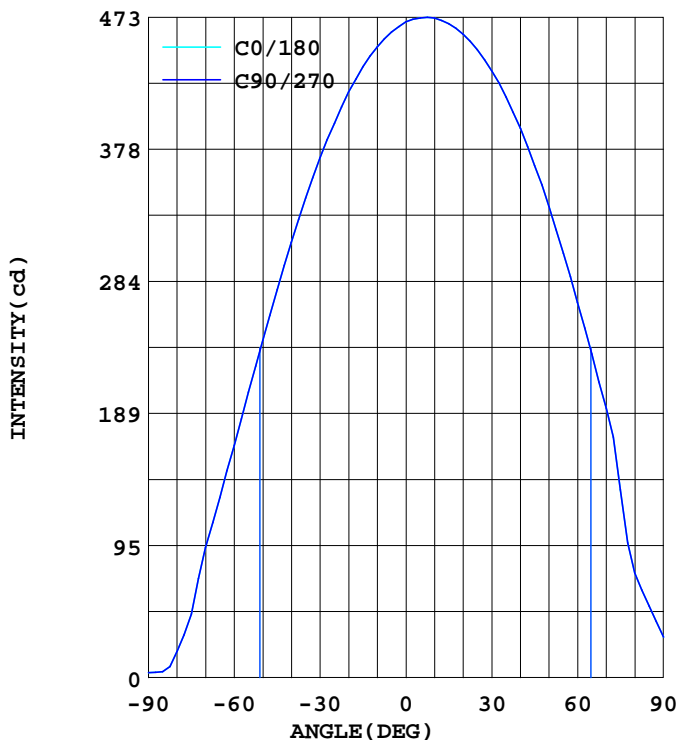
BRAND: BRAYTRON			
NAME: 18W SMD LED PANEL LIGHT	TYPE: SMD-SRD	WEIGHT:	
MODEL NO.: BP04-31810	DIMENSION:	SERIAL No.:	

DATA OF LAMP		Imax(cd)	472.9	S/MH(C0/180)	1.19
MODEL		EFFICIENCY(%)	100.0	S/MH(C90/270)	1.19
NOMINAL POWER(W)	18	TOTAL FLUX(lm)	1405.5	Voltage(V)	220.6
RATED VOLTAGE(V)	220	EFFICIENCY(lm/W)	78.4	Current(A)	0.153
NOMINAL FLUX(lm)	1405.6	η up(%)	1.2	Power(W)	17.92
LAMPS QUANTITY	1	η down(%)	98.8	Power Factor(PF)	0.530
TEST VOLTAGE(V)	220.6	Effictive Flux(lm)	0.0	EEI	0.000

LUMINOUS INTENSITY DISTRIBUTION



LUMINOUS INTENSITY DISTRIBUTION



Test System: HOPOO HPG1900
 Temperature: 25.3 DEG
 Operators:
 Test Date: 2017.08.13

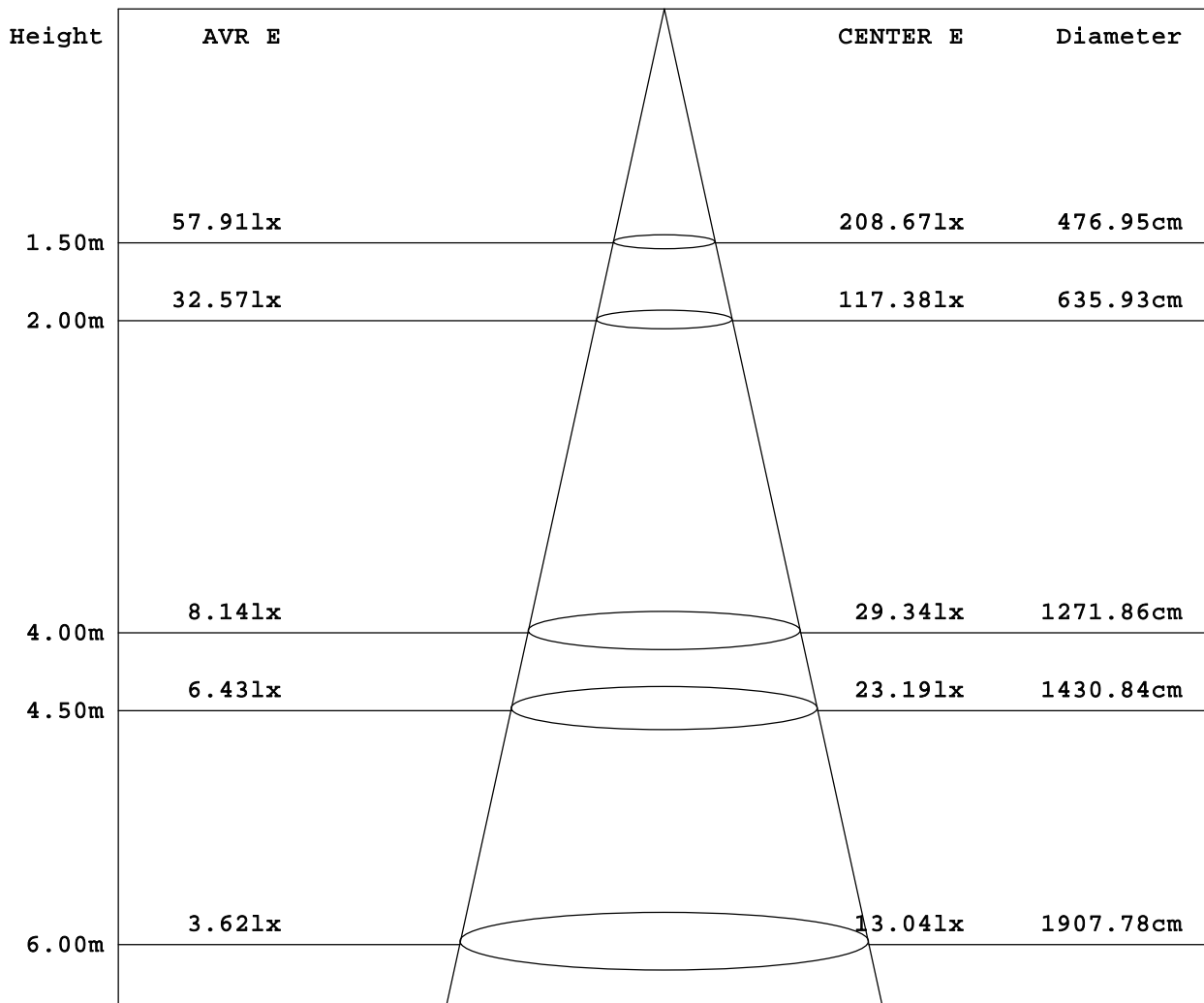
Test Set: 5.0 deg/s C-Gamma (TYPE C)
 Humidity: 65.0%
 Test Distance: 10.000 m
 Remarks:

PHOTOMETRIC TEST REPORT

AVERAGE AND CENTER E Figure

Report number:

BRAND: BRAYTRON		
NAME: 18W SMD LED PANEL LIGHT	TYPE: SMD-SRD	WEIGHT:
MODEL NO.: BP04-31810	DIMENSION:	SERIAL No.:



Angle: 115.7deg

Test System: HOPOO HPG1900
 Temperature: 25.3DEG
 Operators:
 Test Date: 2017.08.13

Test Set: 5.0deg/s C-Gamma (TYPE C)
 Humidity: 65.0%
 Test Distance: 10.000 m
 Remarks:

PHOTOMETRIC TEST REPORT

ZONAL FLUX DIAGRAM

Report number:

BRAND: BRAYTRON		
NAME: 18W SMD LED PANEL LIGHT	TYPE: SMD-SRD	WEIGHT:
MODEL NO.: BP04-31810	DIMENSION:	SERIAL No.:

γ	C0	C180	γ	Φ zone	Φ total
5.0	462.2	472.3	0- 5	11	11
10.0	451.8	472.3	5- 10	33	44
15.0	437.3	468.3	10- 15	54	99
20.0	419.2	460.6	15- 20	74	172
25.0	397.0	449.5	20- 25	91	263
30.0	372.3	434.3	25- 30	105	367
35.0	343.6	415.7	30- 35	115	483
40.0	311.7	393.3	35- 40	122	605
45.0	277.8	366.7	40- 45	125	730
50.0	241.4	337.2	45- 50	124	853
55.0	204.3	303.8	50- 55	118	972
60.0	166.3	268.5	55- 60	109	1081
65.0	128.9	231.6	60- 65	97	1177
70.0	93.09	192.9	65- 70	82	1259
75.0	45.50	134.5	70- 75	62	1321
80.0	18.60	74.80	75- 80	35	1356
85.0	4.200	51.20	80- 85	20	1376
90.0	3.600	29.10	85- 90	12	1388
95.0	3.100	6.100	90- 95	5	1393
100.0	3.200	0.100	95-100	1	1395
105.0	3.200	0.200	100-105	1	1395
110.0	3.100	0.400	105-110	1	1396
115.0	3.100	0.600	110-115	1	1397
120.0	3.100	0.900	115-120	1	1398
125.0	3.100	1.100	120-125	1	1399
130.0	3.000	1.300	125-130	1	1400
135.0	3.000	1.500	130-135	1	1401
140.0	2.900	1.700	135-140	1	1402
145.0	2.900	1.900	140-145	1	1403
150.0	2.800	2.000	145-150	1	1403
155.0	2.900	2.200	150-155	1	1404
160.0	2.900	2.400	155-160	1	1405
165.0	2.900	2.600	160-165	0	1405
170.0	3.000	2.700	165-170	0	1405
175.0	3.000	2.900	170-175	0	1406
180.0	2.900	3.200	175-180	0	1406
DEG	LUMINOUS INTENSITY:cd			UNIT:lm	

Test System: HOPOO HPG1900
 Temperature: 25.3 DEG
 Operators:
 Test Date: 2017.08.13

Test Set: 5.0 deg/s C-Gamma (TYPE C)
 Humidity: 65.0%
 Test Distance: 10.000 m
 Remarks:

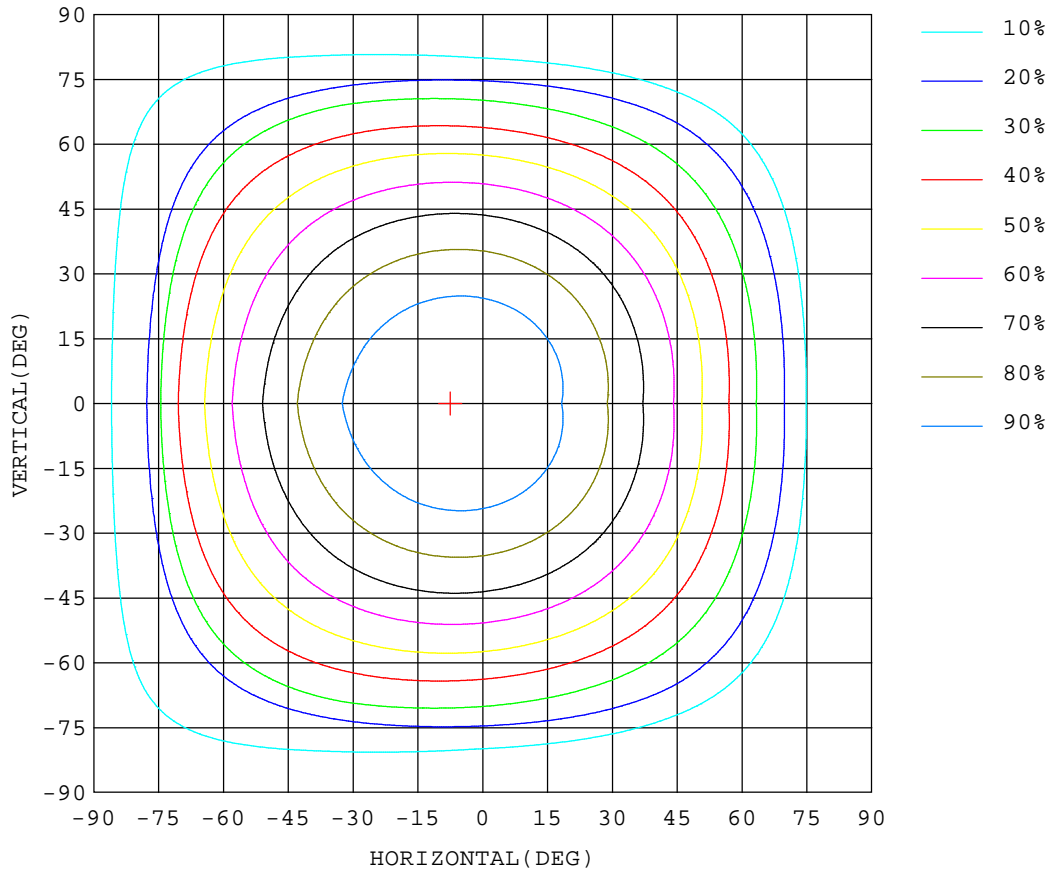
PHOTOMETRIC TEST REPORT

ISOCANDELA DIAGRAM

Report number:

BRAND: BRAYTRON			
NAME: 18W SMD LED PANEL LIGHT	TYPE: SMD-SRD	WEIGHT:	
MODEL NO.: BP04-31810	DIMENSION:	SERIAL No.:	

UNIT: cd



Test System: HOPOO HPG1900
 Temperature: 25.3DEG
 Operators:
 Test Date: 2017.08.13

Test Set: 5.0deg/s C-Gamma (TYPE C)
 Humidity: 65.0%
 Test Distance: 10.000 m
 Remarks:

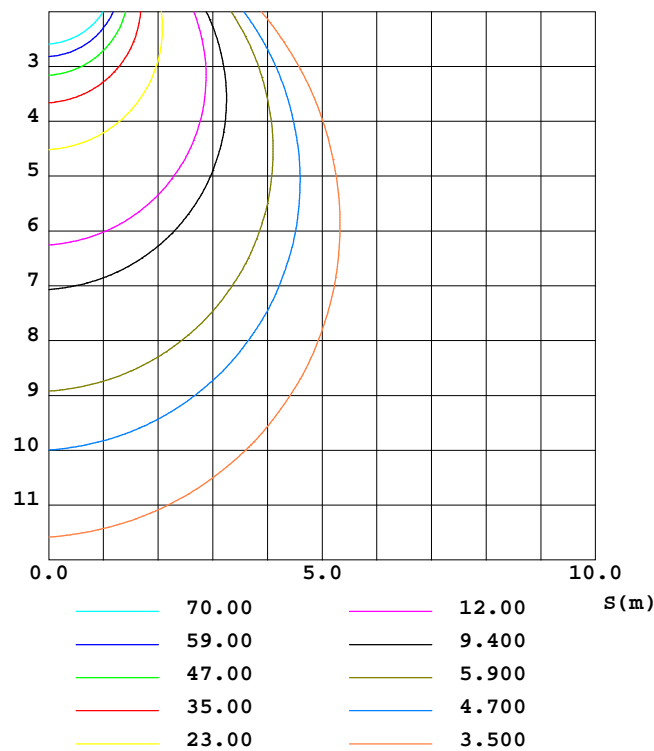
PHOTOMETRIC TEST REPORT

ISOLUX DIAGRAM

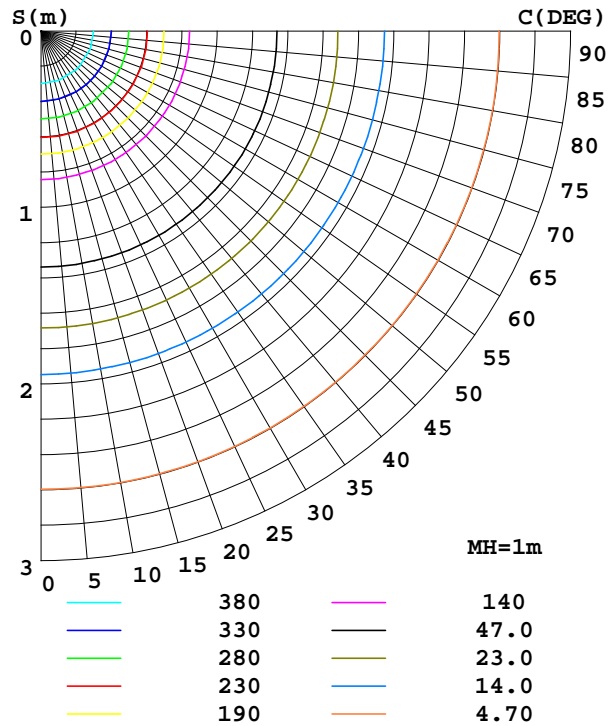
Report number:

BRAND: BRAYTRON		
NAME: 18W SMD LED PANEL LIGHT	TYPE: SMD-SRD	WEIGHT:
MODEL NO.: BP04-31810	DIMENSION:	SERIAL No.:

C0 PLANE ISOLUX DIAGRAM (UNIT:lx)



PLANAR ISOLUX DIAGRAM(UNIT:lx)



Test System: HOPOO HPG1900
 Temperature: 25.3DEG
 Operators:
 Test Date: 2017.08.13

Test Set: 5.0deg/s C-Gamma (TYPE C)
 Humidity: 65.0%
 Test Distance: 10.000 m
 Remarks:

PHOTOMETRIC TEST REPORT

LUMINOUS DISTRIBUTION INTENSITY DATA

Report number:

BRAND: BRAYTRON		
NAME: 18W SMD LED PANEL LIGHT	TYPE: SMD-SRD	WEIGHT:
MODEL NO.: BP04-31810	DIMENSION:	SERIAL No.:

UNIT: cd

C (DEG) γ (DEG)	0	180
0.0	470	470
5.0	462	472
10.0	452	472
15.0	437	468
20.0	419	461
25.0	397	450
30.0	372	434
35.0	344	416
40.0	312	393
45.0	278	367
50.0	241	337
55.0	204	304
60.0	166	269
65.0	129	232
70.0	93.0	193
75.0	45.5	135
80.0	18.6	74.8
85.0	4.20	51.2
90.0	3.60	29.1
95.0	3.10	6.10
100.0	3.20	0.10
105.0	3.20	0.20
110.0	3.10	0.40
115.0	3.10	0.60
120.0	3.10	0.90
125.0	3.10	1.10
130.0	3.00	1.30
135.0	3.00	1.50
140.0	2.90	1.70
145.0	2.90	1.90
150.0	2.80	2.00
155.0	2.90	2.20
160.0	2.90	2.40
165.0	2.90	2.60
170.0	3.00	2.70
175.0	3.00	2.90
180.0	2.90	3.20

Test System: HOPOO HPG1900
 Temperature: 25.3DEG
 Operators:
 Test Date: 2017.08.13

Test Set: 5.0deg/s C-Gamma (TYPE C)
 Humidity: 65.0%
 Test Distance: 10.000 m
 Remarks: