


xform round

5 YEARS WARRANTY



EN

Surface (on the wall or on the ceiling) light fittings equipped with SMD LED, round shape. Long lasting, low power consumption and high lumen output. Die-cast aluminum housing, electrostatically painted. Clamping device made of steel sheet. Diffuser of polystyrene, with screen printing grid and polyethylene reflector. Constant current LED driver delivered with the panel. Connector "plug-in" type between LED panel and driver.

Range of applications

General interior lighting.

RO

Corpuri de iluminat echipate cu LED-uri SMD, cu formă rotundă, pentru montaj aparent pe perete sau tavan. Durată mare de viață, consum redus de energie și flux luminos mare. Corp din aluminiu turnat sub presiune, vopsit în câmp electrostatic. Bridă de fixare din tablă de oțel. Dispersor din polistiren cu rețea de difuzie serigrafată și reflector din polietilenă. Alimentator în curent constant livrat împreună cu panoul. Conector tip "plug-in" între panou și alimentator. Conector 2P, max. 2,5mm² la intrarea în alimentator.

Aplicații

Iluminat ul general de interior.

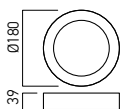
IT

Apparecchi a LED SMD di forma rotonda, per montaggio a parete o a soffitto. Garantiscono una vita operativa maggiore, risparmio energetico ed alta resa luminosa. Corpo in pressofusione di alluminio, verniciato a polveri. Staffa di fissaggio in lamiera di acciaio. Diffusore in polistirene, con retino diffusore serigrafato e riflettore in polietilene. Alimentatore in corrente costante fornito con il pannello. Connettore tipo "plug-in" tra il pannello e l'alimentatore. Connettore 2P, max. 2,5mm² all'entrata dell'alimentatore.

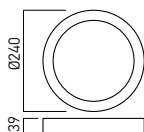
Campi di applicazione

Illuminazione generale d'interni.

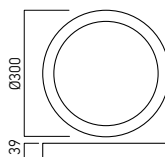
FMR180



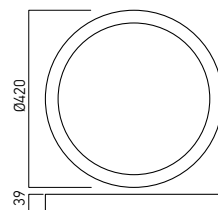
FMR240



FMR300



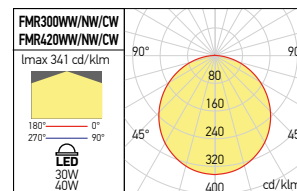
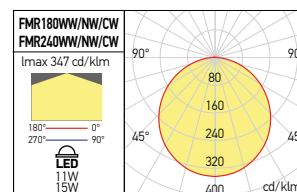
FMR420



FINISHING AVAILABLE

MWH

Code	Finishing	Type of LED	Power	Input voltage	Driver	LED Flux	System Flux	CCT	CRI	Optics	Weight
FMR180WW MWH	MWH	SMD 2016 EPISTAR	11W	220-240V AC	Included	1090 lm	744 lm	3000K	83	110°	0,67 kg
FMR180NW MWH	MWH	SMD 2016 EPISTAR	11W	220-240V AC	Included	1170 lm	811 lm	4000K	82	110°	0,67 kg
● FMR180CW MWH	MWH	SMD 2016 EPISTAR	11W	220-240V AC	Included	1190 lm	827 lm	6000K	80	110°	0,67 kg
FMR240WW MWH	MWH	SMD 2016 EPISTAR	15W	220-240V AC	Included	1450 lm	1006 lm	3000K	83	110°	0,99 kg
FMR240NW MWH	MWH	SMD 2016 EPISTAR	15W	220-240V AC	Included	1560 lm	1097 lm	4000K	82	110°	0,99 kg
● FMR240CW MWH	MWH	SMD 2016 EPISTAR	15W	220-240V AC	Included	1585 lm	1118 lm	6000K	80	110°	0,99 kg
FMR300WW MWH	MWH	SMD 2016 EPISTAR	30W	220-240V AC	Included	2900 lm	1814 lm	3000K	83	110°	1,34 kg
FMR300NW MWH	MWH	SMD 2016 EPISTAR	30W	220-240V AC	Included	3120 lm	1958 lm	4000K	82	110°	1,34 kg
● FMR300CW MWH	MWH	SMD 2016 EPISTAR	30W	220-240V AC	Included	3170 lm	1997 lm	6000K	80	110°	1,34 kg
FMR420WW MWH	MWH	SMD 2016 EPISTAR	40W	220-240V AC	Included	4690 lm	2495 lm	3000K	83	110°	2,62 kg
FMR420NW MWH	MWH	SMD 2016 EPISTAR	40W	220-240V AC	Included	5100 lm	2693 lm	4000K	82	110°	2,62 kg
● FMR420CW MWH	MWH	SMD 2016 EPISTAR	40W	220-240V AC	Included	5200 lm	2747 lm	6000K	80	110°	2,62 kg



● ORDERED UPON REQUEST / DISPONIBIL DOAR LA COMANDĂ / DISPONIBILE SOLO SU ORDINAZIONE