

xultra

5 YEARS
WARRANTY



EN

Series of recessed light fittings, dustproof and waterproof (IP54), equipped with COB LEDs.

Structure of steel sheet, electrostatically painted.

Body of die-cast anodized aluminum.

Heat sink of die-cast aluminum, electrostatically painted.

Frame of steel sheet electrostatically painted.

Reflector of high-gloss aluminum.

Diffuser of opal faceted polycarbonate plus second diffuser for protection in clear polycarbonate.

Constant current LED driver has to be ordered separately.

Constant current LED driver has to be ordered separately.

Range of applications

General lighting in interior wet environments.

RO

Serie de corpuri de iluminat încastrate, protejate la praf și umiditate (IP54), echipate cu LED-uri COB.

Structură din tablă de oțel, vopsită în câmp electrostatic.

Corp din aluminiu turnat și eloxat.

Radiator din aluminiu turnat, vopsit în câmp electrostatic.

Ramă din tablă de oțel, vopsită în câmp electrostatic.

Reflector din aluminiu oglindat.

Dispersor fațetat din policarbonat opal, al doilea dispersor de protecție din policarbonat clar.

Alimentatorul în curent constant se comandă separat.

Aplicații

Iluminatul general în spații cu umiditate ridicată din interior.

IT

Serie di apparecchi da incasso protetti contro polvere e umidità (IP54), equipaggiati con LED COB.

Struttura in lamiera di acciaio, verniciata a polveri.

Corpo e dissipatore in alluminio pressofuso.

Cornice in lamiera di acciaio verniciata a polveri.

Riflettore in alluminio metallizzato.

Diffusore in policarbonato opale sfaccettato più secondo diffusore di protezione in policarbonato trasparente.

Alimentatore a corrente costante da ordinare separatamente.

Campi di applicazione

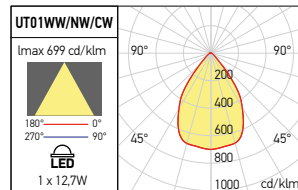
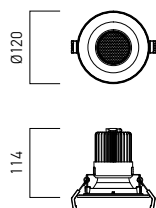
Illuminazione generale per aree umide interne.



UT01

FINISHING AVAILABLE

MWH



| Code | Finishing | LED type | Power | Input current | Driver | LED Flux | System Flux | CCT | CRI | Optics | ⌀ | Weight |
|-----------------|-----------|----------|---------|---------------|----------|----------|-------------|-------|-----|--------|---------|---------|
| ● UT01WW | MWH | COB CREE | 1x12,7W | 350 mA | Excluded | 1380 lm | 1116 lm | 3000K | 80 | 75° | Ø100 mm | 0,26 kg |
| UT01NW | MWH | COB CREE | 1x12,7W | 350 mA | Excluded | 1460 lm | 1182 lm | 4000K | 80 | 75° | Ø100 mm | 0,26 kg |
| ● UT01CW | MWH | COB CREE | 1x12,7W | 350 mA | Excluded | 1470 lm | 1192 lm | 5000K | 80 | 75° | Ø100 mm | 0,26 kg |

● ORDERED UPON REQUEST / DISPONIBIL DOAR LA COMANDĂ / DISPONIBILE SOLO SU ORDINAZIONE

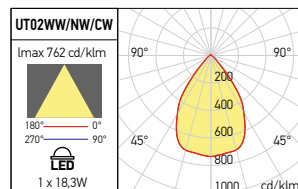
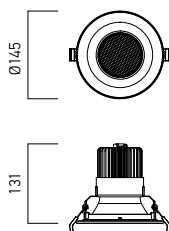
Recommended CC Drivers



UT02

FINISHING AVAILABLE

MWH



| Code | Finishing | LED type | Power | Input current | Driver | LED Flux | System Flux | CCT | CRI | Optics | ⌀ | Weight |
|-----------------|-----------|----------|---------|---------------|----------|----------|-------------|-------|-----|--------|---------|---------|
| ● UT02WW | MWH | COB CREE | 1x18,3W | 500 mA | Excluded | 2100 lm | 1706 lm | 3000K | 80 | 70° | Ø125 mm | 0,36 kg |
| UT02NW | MWH | COB CREE | 1x18,3W | 500 mA | Excluded | 2260 lm | 1808 lm | 4000K | 80 | 70° | Ø125 mm | 0,36 kg |
| ● UT02CW | MWH | COB CREE | 1x18,3W | 500 mA | Excluded | 2280 lm | 1824 lm | 5000K | 80 | 70° | Ø125 mm | 0,36 kg |

● ORDERED UPON REQUEST / DISPONIBIL DOAR LA COMANDĂ / DISPONIBILE SOLO SU ORDINAZIONE

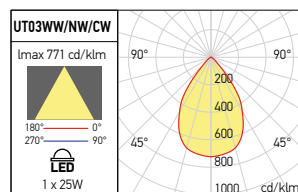
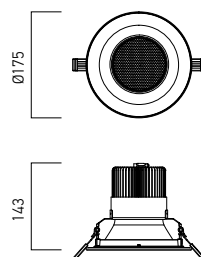
Recommended CC Drivers



UT03

FINISHING AVAILABLE

MWH



| Code | Finishing | LED type | Power | Input current | Driver | LED Flux | System Flux | CCT | CRI | Optics | ⌀ | Weight |
|-----------------|-----------|----------|-------|---------------|----------|----------|-------------|-------|-----|--------|---------|---------|
| ● UT03WW | MWH | COB CREE | 1x25W | 700 mA | Excluded | 3200 lm | 2343 lm | 3000K | 80 | 60° | Ø150 mm | 0,58 kg |
| UT03NW | MWH | COB CREE | 1x25W | 700 mA | Excluded | 3680 lm | 2482 lm | 4000K | 80 | 60° | Ø150 mm | 0,58 kg |
| ● UT03CW | MWH | COB CREE | 1x25W | 700 mA | Excluded | 3690 lm | 2505 lm | 5000K | 80 | 60° | Ø150 mm | 0,58 kg |

● ORDERED UPON REQUEST / DISPONIBIL DOAR LA COMANDĂ / DISPONIBILE SOLO SU ORDINAZIONE

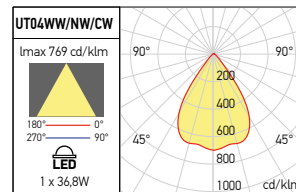
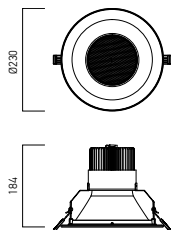
Recommended CC Drivers



UT04

FINISHING AVAILABLE

MWH



| Code | Finishing | LED type | Power | Input current | Driver | LED Flux | System Flux | CCT | CRI | Optics | Ø | Weight |
|-----------------|-----------|----------|---------|---------------|----------|----------|-------------|-------|-----|--------|---------|---------|
| ● UT04WW | MWH | COB CREE | 1x36.8W | 1050 mA | Excluded | 4230 lm | 3195 lm | 3000K | 80 | 65° | Ø200 mm | 0,84 kg |
| ● UT04NW | MWH | COB CREE | 1x36.8W | 1050 mA | Excluded | 4545 lm | 3384 lm | 4000K | 80 | 65° | Ø200 mm | 0,84 kg |
| ● UT04CW | MWH | COB CREE | 1x36.8W | 1050 mA | Excluded | 4580 lm | 3415 lm | 5000K | 80 | 65° | Ø200 mm | 0,84 kg |

● ORDERED UPON REQUEST / DISPONIBIL DOAR LA COMANDĂ / DISPONIBILE SOLO SU ORDINAZIONE

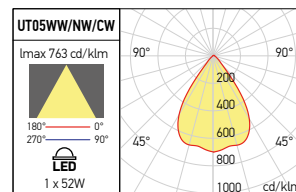
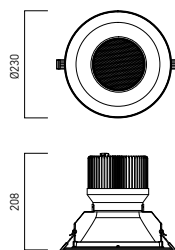
Recommended CC Drivers



UT05

FINISHING AVAILABLE

MWH



| Code | Finishing | LED type | Power | Input current | Driver | LED Flux | System Flux | CCT | CRI | Optics | Ø | Weight |
|-----------------|-----------|----------|-------|---------------|----------|----------|-------------|-------|-----|--------|---------|---------|
| ● UT05WW | MWH | COB CREE | 1x52W | 1400 mA | Excluded | 6180 lm | 4559 lm | 3000K | 80 | 65° | Ø200 mm | 1,20 kg |
| ● UT05NW | MWH | COB CREE | 1x52W | 1400 mA | Excluded | 6750 lm | 4842 lm | 4000K | 80 | 65° | Ø200 mm | 1,20 kg |
| ● UT05CW | MWH | COB CREE | 1x52W | 1400 mA | Excluded | 6790 lm | 4886 lm | 5000K | 80 | 65° | Ø200 mm | 1,20 kg |

● ORDERED UPON REQUEST / DISPONIBIL DOAR LA COMANDĂ / DISPONIBILE SOLO SU ORDINAZIONE

Recommended CC Drivers

