

xclass

5 YEARS WARRANTY



EN
Series of recessed round shape light fittings, water-proof, equipped with SMD LEDs.
Die-cast aluminum housing and decorative ring electrostatically painted.
Diffuser of opal polycarbonate, with high transmittance and uniformity of the luminous flux.
Constant current LED driver has to be ordered separately.
Range of applications
Interior general lighting for retail shops, commercial centers, hotel lobbies, corridors, offices, domestic lighting, especially in the areas with medium level of humidity.

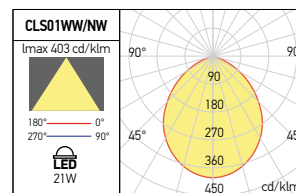
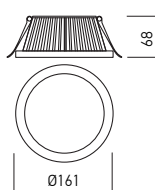
RO
Serie de corpuri de iluminat încastrate etanșe, cu formă rotundă, echipate cu LED-uri SMD.
Corp și inel decorativ din aluminiu turnat sub presiune, vopsit în câmp electrostatic.
Dispersor din policarbonat opal cu factor ridicat de transmisie și uniformizare a fluxului luminos.
Alimentatorul în curent constant se comandă separat.
Aplicații
Iluminat general de interior pentru magazine de retail, centre comerciale, intrări de hoteluri, coridoare, birouri, iluminat casnic, în special în zonele cu nivel mediu de umiditate.

IT
Serie di apparecchi circolari stagni da incasso, a LED SMD.
Corpo e anello decorativo in pressofusione di alluminio, verniciato a polveri.
Diffusore in policarbonato opalino ad alta trasmissenza e uniformità del flusso luminoso.
Alimentatore in corrente costante da ordinare separatamente.
Campi di applicazione
Illuminazione generale per interni, negozi al dettaglio, centri commerciali, ingressi di alberghi, corridoi, uffici, illuminazione domestica, particolarmente indicati in aree con livello medio di umidità.

CLS01

FINISHING AVAILABLE

MWH MBK



Code	Finishing	LED type	Power	Input current	Driver	LED Flux	System Flux	CCT	CRI	Optics	Ø	Weight
CLS01WW MWH	MWH	SMD 2835 EDISON	21W	700 mA	Excluded	2600 lm	1472 lm	3000K	80	Large	Ø145 mm	0.65 kg
CLS01WW MBK	MBK	SMD 2835 EDISON	21W	700 mA	Excluded	2600 lm	1472 lm	3000K	80	Large	Ø145 mm	0.65 kg
CLS01NW MWH	MWH	SMD 2835 EDISON	21W	700 mA	Excluded	2800 lm	1576 lm	4000K	80	Large	Ø145 mm	0.65 kg
CLS01NW MBK	MBK	SMD 2835 EDISON	21W	700 mA	Excluded	2800 lm	1576 lm	4000K	80	Large	Ø145 mm	0.65 kg

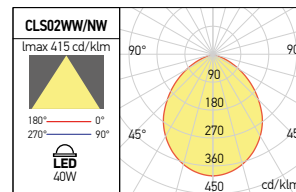
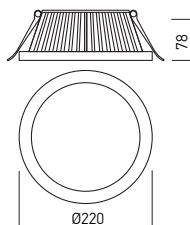
Recommended CC Drivers



CLS02

FINISHING AVAILABLE

MWH MBK



Code	Finishing	LED type	Power	Input current	Driver	LED Flux	System Flux	CCT	CRI	Optics	Ø	Weight
CLS02WW MWH	MWH	SMD 2835 EDISON	40W	900 mA	Excluded	4680 lm	2799 lm	3000K	80	Large	Ø205 mm	1.30 kg
CLS02WW MBK	MBK	SMD 2835 EDISON	40W	900 mA	Excluded	4680 lm	2799 lm	3000K	80	Large	Ø205 mm	1.30 kg
CLS02NW MWH	MWH	SMD 2835 EDISON	40W	900 mA	Excluded	5040 lm	2994 lm	4000K	80	Large	Ø205 mm	1.30 kg
CLS02NW MBK	MBK	SMD 2835 EDISON	40W	900 mA	Excluded	5040 lm	2994 lm	4000K	80	Large	Ø205 mm	1.30 kg

Recommended CC Drivers

