

# xdrill

5 YEARS  
WARRANTY



## EN

Recessed light fittings equipped with removable mid power LEDs modules.

Recessed frame and housing of the modules in aluminum, electrostatically painted.

Reflectors of silver faceted polycarbonate.

Diffusers of transparent polycarbonate, optics UGR<10.

Constant current LED drivers delivered with the modules.

### Range of applications

General or accent lighting in commercial areas, museums and other exhibition spaces, residential and recreational areas.

Domestic lighting.

## RO

Corpuri de iluminat încastrate echipate cu module detaşabile cu LED-uri de medie putere.

Rama de încastrare și carcasa modulelor din aluminiu, vopsite în câmp electrostatic.

Refleptoare din policarbonat argintat și fațetat.

Dispersoare din policarbonat transparent, optică UGR<10.

Alimentatoare în curent constant livrate împreună cu modulele.

### Aplicații

Iluminatul general sau de accent în spații comerciale, muzee și alte spații de expunere, zone rezidențiale și zone de agrement.

Iluminatul domestic.

## IT

Apparecchi da incasso equipaggiati con moduli removibili a LED di media potenza.

Struttura da incasso e corpi dei moduli in alluminio verniciati a polveri.

Riflettori in policarbonato argentato e sfaccettato.

Diffusori in policarbonato trasparente, ottica UGR<10.

Alimentatori in corrente costante forniti con i moduli.

### Campi di applicazione

Illuminazione generale o d'accento in musei, spazi espositivi, aree residenziali e ricreative.

Illuminazione domestica.

## XDRILL RIM RECESSED



## XDRILL TRIMLESS RECESSED

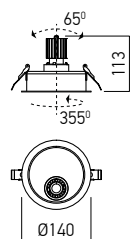


**XDRILL RIM RECESSED**

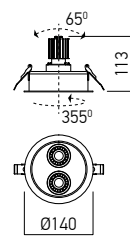
FINISHING AVAILABLE



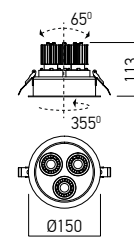
**DLR01**



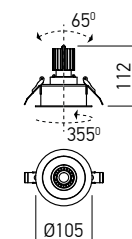
**DLR02**



**DLR03**



**DLR04**



Code	Finishing	LED type	Power	Input voltage	Driver	LED Flux	System Flux	CCT	CRI	Optics	⌀	Weight
<b>DLR01WW MWH</b>	MWH	SMD 5050 BRIDGELUX	1x9W	220-240V AC	Included	650 lm	328 lm	3000K	90	18°	Ø125 mm	0.54 kg
<b>DLR01NW MWH</b>	MWH	SMD 5050 BRIDGELUX	1x9W	220-240V AC	Included	700 lm	359 lm	4000K	90	18°	Ø125 mm	0.54 kg
<b>DLR01WW MBK</b>	MBK	SMD 5050 BRIDGELUX	1x9W	220-240V AC	Included	650 lm	328 lm	3000K	90	18°	Ø125 mm	0.54 kg
<b>DLR01NW MBK</b>	MBK	SMD 5050 BRIDGELUX	1x9W	220-240V AC	Included	700 lm	359 lm	4000K	90	18°	Ø125 mm	0.54 kg
<b>DLR02WW MWH</b>	MWH	SMD 5050 BRIDGELUX	2x9W	220-240V AC	Included	2 x 650 lm	2 x 328 lm	3000K	90	18°	Ø125 mm	0.72 kg
<b>DLR02NW MWH</b>	MWH	SMD 5050 BRIDGELUX	2x9W	220-240V AC	Included	2 x 700 lm	2 x 359 lm	4000K	90	18°	Ø125 mm	0.72 kg
<b>DLR02WW MBK</b>	MBK	SMD 5050 BRIDGELUX	2x9W	220-240V AC	Included	2 x 650 lm	2 x 328 lm	3000K	90	18°	Ø125 mm	0.72 kg
<b>DLR02NW MBK</b>	MBK	SMD 5050 BRIDGELUX	2x9W	220-240V AC	Included	2 x 700 lm	2 x 359 lm	4000K	90	18°	Ø125 mm	0.72 kg
<b>DLR03WW MWH</b>	MWH	SMD 5050 BRIDGELUX	3x9W	220-240V AC	Included	3 x 650 lm	3 x 328 lm	3000K	90	18°	Ø135 mm	0.93 kg
<b>DLR03NW MWH</b>	MWH	SMD 5050 BRIDGELUX	3x9W	220-240V AC	Included	3 x 700 lm	3 x 359 lm	4000K	90	18°	Ø135 mm	0.93 kg
<b>DLR03WW MBK</b>	MBK	SMD 5050 BRIDGELUX	3x9W	220-240V AC	Included	3 x 650 lm	3 x 328 lm	3000K	90	18°	Ø135 mm	0.93 kg
<b>DLR03NW MBK</b>	MBK	SMD 5050 BRIDGELUX	3x9W	220-240V AC	Included	3 x 700 lm	3 x 359 lm	4000K	90	18°	Ø135 mm	0.93 kg
<b>DLR04WW MWH</b>	MWH	SMD 5050 BRIDGELUX	1x9W	220-240V AC	Included	650 lm	328 lm	3000K	90	18°	Ø90 mm	0.41 kg
<b>DLR04NW MWH</b>	MWH	SMD 5050 BRIDGELUX	1x9W	220-240V AC	Included	700 lm	359 lm	4000K	90	18°	Ø90 mm	0.41 kg
<b>DLR04WW MBK</b>	MBK	SMD 5050 BRIDGELUX	1x9W	220-240V AC	Included	650 lm	328 lm	3000K	90	18°	Ø90 mm	0.41 kg
<b>DLR04NW MBK</b>	MBK	SMD 5050 BRIDGELUX	1x9W	220-240V AC	Included	700 lm	359 lm	4000K	90	18°	Ø90 mm	0.41 kg

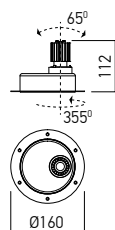


**XDRILL TRIMLESS RECESSED**

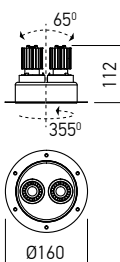
FINISHING AVAILABLE



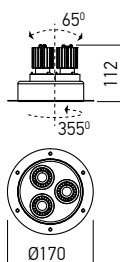
**DLT01**



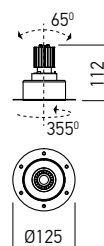
**DLT02**



**DLT03**



**DLT04**



Code	Finishing	LED type	Power	Input voltage	Driver	LED Flux	System Flux	CCT	CRI	Optics	⌀	Weight
DLT01WW MWH	MWH	SMD 5050 BRIDGELUX	1x9W	220-240V AC	Included	650 lm	328 lm	3000K	90	18°	Ø125 mm	0.65 kg
DLT01NW MWH	MWH	SMD 5050 BRIDGELUX	1x9W	220-240V AC	Included	700 lm	359 lm	4000K	90	18°	Ø125 mm	0.65 kg
DLT01WW MBK	MBK	SMD 5050 BRIDGELUX	1x9W	220-240V AC	Included	650 lm	328 lm	3000K	90	18°	Ø125 mm	0.65 kg
DLT01NW MBK	MBK	SMD 5050 BRIDGELUX	1x9W	220-240V AC	Included	700 lm	359 lm	4000K	90	18°	Ø125 mm	0.65 kg
DLT02WW MWH	MWH	SMD 5050 BRIDGELUX	2x9W	220-240V AC	Included	2 x 650 lm	2 x 328 lm	3000K	90	18°	Ø125 mm	0.81 kg
DLT02NW MWH	MWH	SMD 5050 BRIDGELUX	2x9W	220-240V AC	Included	2 x 700 lm	2 x 359 lm	4000K	90	18°	Ø125 mm	0.81 kg
DLT02WW MBK	MBK	SMD 5050 BRIDGELUX	2x9W	220-240V AC	Included	2 x 650 lm	2 x 328 lm	3000K	90	18°	Ø125 mm	0.81 kg
DLT02NW MBK	MBK	SMD 5050 BRIDGELUX	2x9W	220-240V AC	Included	2 x 700 lm	2 x 359 lm	4000K	90	18°	Ø125 mm	0.81 kg
DLT03WW MWH	MWH	SMD 5050 BRIDGELUX	3x9W	220-240V AC	Included	3 x 650 lm	3 x 328 lm	3000K	90	18°	Ø135 mm	1.05 kg
DLT03NW MWH	MWH	SMD 5050 BRIDGELUX	3x9W	220-240V AC	Included	3 x 700 lm	3 x 359 lm	4000K	90	18°	Ø135 mm	1.05 kg
DLT03WW MBK	MBK	SMD 5050 BRIDGELUX	3x9W	220-240V AC	Included	3 x 650 lm	3 x 328 lm	3000K	90	18°	Ø135 mm	1.05 kg
DLT03NW MBK	MBK	SMD 5050 BRIDGELUX	3x9W	220-240V AC	Included	3 x 700 lm	3 x 359 lm	4000K	90	18°	Ø135 mm	1.05 kg
DLT04WW MWH	MWH	SMD 5050 BRIDGELUX	1x9W	220-240V AC	Included	1x650 lm	1x328 lm	3000K	90	18°	Ø90 mm	0.46 kg
DLT04NW MWH	MWH	SMD 5050 BRIDGELUX	1x9W	220-240V AC	Included	1x700 lm	1x359 lm	4000K	90	18°	Ø90 mm	0.46 kg
DLT04WW MBK	MBK	SMD 5050 BRIDGELUX	1x9W	220-240V AC	Included	1x650 lm	1x328 lm	3000K	90	18°	Ø90 mm	0.46 kg
DLT04NW MBK	MBK	SMD 5050 BRIDGELUX	1x9W	220-240V AC	Included	1x700 lm	1x359 lm	4000K	90	18°	Ø90 mm	0.46 kg

