

xframe

3 YEARS WARRANTY



EN

Series of recessed spots for LEDs bulbs, PAR16 type, with GU10 socket and LED modules XCOMBO, CM03, CM06, CM07 and CM08.

Frame and gimbal system of die-cast aluminum, electrostatically painted.

GU10 sockets of ceramics.

Range of applications

Lighting for shops or exhibition areas.

General interior lighting.

Lamps and LED modules are not included.

RO

Serie de spoturi încastrate pentru becuri cu LED-uri tip PAR16, cu dulie GU10 și module cu LED-uri XCOMBO, CM03, CM06, CM07 și CM08.

Rama și sistemele cardanice din aluminiu turnat sub presiune, vopsite în câmp electrostatic.

Dulii GU10 din ceramică.

Aplicații

Iluminatul spațiilor comerciale sau al zonelor de expunere.

Iluminatul general de interior.

Becurile și modulele LED nu sunt incluse.

IT

Serie di faretti da incasso per lampadine a LED tipo PAR16, con attacco GU10 o per moduli a LED XCOMBO, CM03, CM06, CM07 e CM08.

Cornice e sistemi cardanici in pressofusione di alluminio verniciati a polveri.

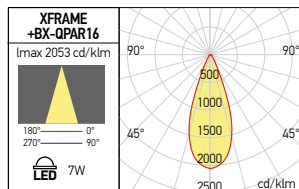
Attacchi GU10 di ceramica.

Campi di applicazione

Illuminazione per negozi o aree espositive.

Illuminazione generale di interni.

Lampadine e moduli LED non sono inclusi.



Recommended bulbs and LED modules



BX-QPAR16



CM03

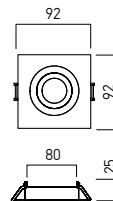


CM06/07/08

FR01

FINISHING AVAILABLE

MWH

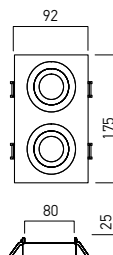


Code	Finishing	Bulbs type	Socket	Power	Input voltage	Ø	Weight
FR01 MWH	MWH	PAR16	GU10	1x50W max.	230V AC	80x80 mm	0,12 kg

FR02

FINISHING AVAILABLE

MWH

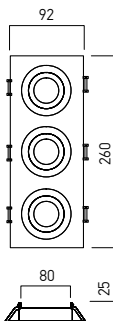


Code	Finishing	Bulbs type	Socket	Power	Input voltage	Ø	Weight
FR02 MWH	MWH	PAR16	GU10	2x50W max.	230V AC	165x80 mm	0,26 kg

FR03

FINISHING AVAILABLE

MWH

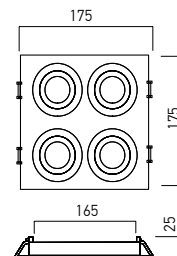


Code	Finishing	Bulbs type	Socket	Power	Input voltage	Ø	Weight
FR03 MWH	MWH	PAR16	GU10	3x50W max.	230V AC	245x80 mm	0,39 kg

FR04

FINISHING AVAILABLE

MWH



Code	Finishing	Bulbs type	Socket	Power	Input voltage	Ø	Weight
FR04 MWH	MWH	PAR16	GU10	4x50W max.	230V AC	165x165 mm	0,50 kg