

xwall

3 YEARS
WARRANTY



EN

Series of waterproof wall lamps (IP65), for architectural lighting, direct or direct/indirect distribution of the luminous flux, round or square shape, equipped with 12 or 24 LEDs of 1,2W according to the model.

Body of die-cast aluminium, electrostatically painted in dark grey.

Silicone gaskets.

Polycarbonate lenses.

Transparent polycarbonate diffusers.

Constant current LED driver included.

Range of applications

Exterior decorative lighting, especially for building facades.

RO

Serie de aplici etanșe (IP65), pentru iluminat arhitectural, cu distribuție directă sau direct/indirectă a fluxului luminos, formă rotundă sau pătrată, echipate cu 12 sau 24 LED-uri de 1,2W în funcție de model.

Corpul din aluminiu turnat, vopsit în câmp electrostatic, culoare gri închis.

Garnituri de etanșare din silicon.

Lentile din policarbonat.

Dispersoare din policarbonat transparent.

Alimentator în curent constant inclus.

Aplicații

Iluminatul decorativ de exterior, în particular fațade ale clădirilor.

IT

Serie di appliques stagne (IP65) per l'illuminazione architettonica, con distribuzione diretta o diretta/indiretta del flusso luminoso, forma rotonda o quadrata, dotate di 12 o 24 LED di potenza da 1,2W a seconda del modello.

Corpo in alluminio pressofuso verniciato a polveri, grigio scuro.

Guarnizioni in silicone.

Lenti in policarbonato.

Diffusori in policarbonato trasparente.

Alimentatore in corrente costante incluso.

Campi di applicazione

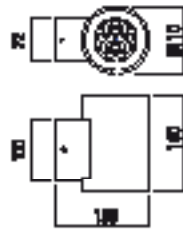
Illuminazione decorativa esterna, in particolare facciate di edifici.



WL01

FINISHING AVAILABLE

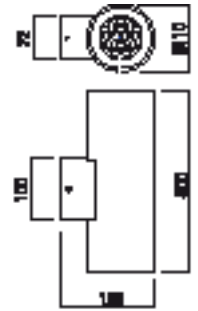
DG



WL02

FINISHING AVAILABLE

DG



Code	Finishing	LED type	Power	Input voltage	Driver	LED Flux	System Flux	CCT	CRI	Optics	Weight
WL01NW12 DG	DG	POWER LED OSRAM	12x1,2W	220-240V AC	Included	1620 lm	1025 lm	4000K	80	12°	1,41 kg
WL01NW30 DG	DG	POWER LED OSRAM	12x1,2W	220-240V AC	Included	1620 lm	864 lm	4000K	80	30°	1,41 kg
WL02NW12 DG	DG	POWER LED OSRAM	2 x (12x1,2W)	220-240V AC	Included	2 x 1620 lm	2 x 1025 lm	4000K	80	12°	2,65 kg
WL02NW30 DG	DG	POWER LED OSRAM	2 x (12x1,2W)	220-240V AC	Included	2 x 1620 lm	2 x 864 lm	4000K	80	30°	2,65 kg

WL03

FINISHING AVAILABLE

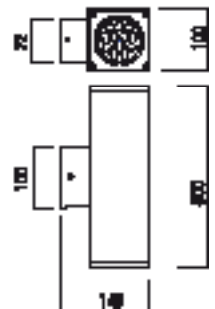
DG



WL04

FINISHING AVAILABLE

DG



Code	Finishing	LED type	Power	Input voltage	Driver	LED Flux	System Flux	CCT	CRI	Optics	Weight
WL03NW12 DG	DG	POWER LED OSRAM	12x1,2W	220-240V AC	Included	1620 lm	1025 lm	4000K	80	12°	1,65 kg
WL03NW30 DG	DG	POWER LED OSRAM	12x1,2W	220-240V AC	Included	1620 lm	864 lm	4000K	80	30°	1,65 kg
WL04NW12 DG	DG	POWER LED OSRAM	2 x (12x1,2W)	220-240V AC	Included	2 x 1620 lm	2 x 1025 lm	4000K	80	12°	2,91 kg
WL04NW30 DG	DG	POWER LED OSRAM	2 x (12x1,2W)	220-240V AC	Included	2 x 1620 lm	2 x 864 lm	4000K	80	30°	2,91 kg

