

xground

3 YEARS
WARRANTY



EN

Ground recessed light fittings, pedestrian or vehicles circulation areas, equipped with power LEDs or COB LEDs.

Body of extruded anodised and passivated aluminum, frame of AISI 316 stainless steel.

Silicone gaskets.

Stainless steel external screws.

Recessed box of aluminum or plastic with high mechanical and thermal resistance.

Range of applications

Exterior decorative lighting, building facades, parks, public or private gardens.

Marking of pedestrian or auto circulation areas.

RO

Corpuri de iluminat încastrate în pardoseală, pentru zone pietonale sau cu circulație auto, echipate LED-uri de putere sau LED-uri COB.

Corp din aluminiu pasivat, extrudat și anodizat, rama din inox AISI 316. Gamituri de etanșare din silicon.

Șuruburile de fixare în doză din inox.

Doze de încastare din aluminiu sau din material plastic cu înaltă rezistență termică și mecanică.

Aplicații

Iluminatul decorativ de exterior, fațade ale clădirilor, parcuri, grădini publice și private.

Marcarea zonelor de circulație pietonală sau auto.

IT

Apparecchi da incasso a filo terreno, per aree pedonali o di movimentazione auto, equipaggiati con LED di potenza o LED COB.

Corpo in alluminio passivato, estruso e anodizzato, telaio in acciaio inossidabile AISI 316.

Guarnizioni in gomma siliconica.

Viti di fissaggio in acciaio inossidabile.

Controcasse per incasso in alluminio o termoplastica ad alta resistenza meccanica e termica.

Campi di applicazione

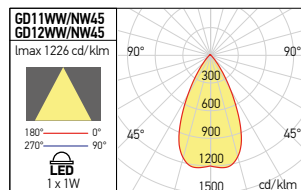
Illuminazione decorativa esterna di facciate di edifici, parchi, giardini pubblici e privati.

Marcatura di aree a traffico pedonale o veicolare.





GD11



GD12



FINISHING AVAILABLE



Recommended CV Drivers



AT24 IP67 Family

GD11/12 RECESSED BOX



Code **GD112MS** Ø25 mm

Recessed box
Doză de încadrare
Scatola da incasso

Code	Finishing	LED type	Power	Input voltage	Driver	LED Flux	System Flux	CCT	CRI	Optics	Ø	Weight
GD11WW45	SS	POWER LED CREE	1W	24V DC	Excluded	210 lm	78 lm	3000K	80	45°	Ø25 mm	0.07 kg
GD11NW45	SS	POWER LED CREE	1W	24V DC	Excluded	240 lm	83 lm	4000K	80	45°	Ø25 mm	0.07 kg
GD12WW45	SS	POWER LED CREE	1W	24V DC	Excluded	140 lm	78 lm	3000K	80	45°	Ø25 mm	0.08 kg
GD12NW45	SS	POWER LED CREE	1W	24V DC	Excluded	155 lm	83 lm	4000K	80	45°	Ø25 mm	0.08 kg

GD13



GD14



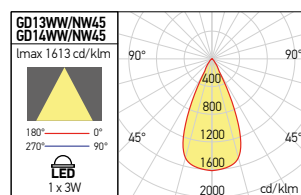
GD13/14 RECESSED BOX



Code **GD134MS** Ø38 mm

Recessed box
Doză de încadrare
Scatola da incasso

Code	Finishing	LED type	Power	Input voltage	Driver	LED Flux	System Flux	CCT	CRI	Optics	Ø	Weight
GD13WW45	SS	POWER LED CREE	1x3W	24V DC	Excluded	210 lm	123 lm	3000K	80	45°	Ø38 mm	0.21 kg
GD13NW45	SS	POWER LED CREE	1x3W	24V DC	Excluded	240 lm	131 lm	4000K	80	45°	Ø38 mm	0.21 kg
GD14WW45	SS	POWER LED CREE	1x3W	24V DC	Excluded	210 lm	123 lm	3000K	80	45°	Ø38 mm	0.22 kg
GD14NW45	SS	POWER LED CREE	1x3W	24V DC	Excluded	240 lm	131 lm	4000K	80	45°	Ø38 mm	0.22 kg



FINISHING AVAILABLE



Recommended CV Drivers



AT24 IP67 Family

GD13/14 LENS

Code **GD134LN15** Optics 15°

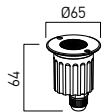
Dispersion lens of PMMA, with opening angle of 15°, for light fittings GD13WW/NW or GD14WW/NW.
Lentilă de dispersie din PMMA, cu deschidere unghiulară de 15°, pentru corpurile de iluminat GD13WW/NW sau GD14WW/NW.
Lente di dispersione in PMMA, con angolo da 15°, per apparecchi GD13WW/NW o GD14WW/NW.

GD15/16

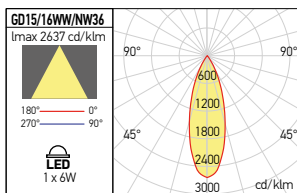
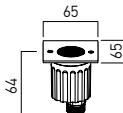
FINISHING AVAILABLE



GD15



GD16



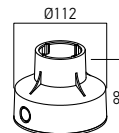
Recommended CV Drivers



AT24 IP67 Family

Code	Finishing	LED type	Power	Input voltage	Driver	LED Flux	System Flux	CCT	CRI	Optics	Ø	Weight
GD15WW36	SS	COB CREE	1x6W	24V DC	Excluded	780 lm	476 lm	3000K	80	36°	Ø120 mm	0.45 kg
GD15NW36	SS	COB CREE	1x6W	24V DC	Excluded	840 lm	508 lm	4000K	80	36°	Ø120 mm	0.45 kg
GD16WW36	SS	COB CREE	1x6W	24V DC	Excluded	780 lm	476 lm	3000K	80	36°	Ø120 mm	0.45 kg
GD16NW36	SS	COB CREE	1x6W	24V DC	Excluded	840 lm	508 lm	4000K	80	36°	Ø120 mm	0.45 kg

GD15 RECESSED BOX



Code	Ø
GD156MS	Ø120 mm

Recessed box
 Doză de încadrare
 Scatola da incasso

GD15 REFLECTOR

Code	Optics
GD156RF24	15°

Reflector of high-gloss faceted polycarbonate at 24°, for light fittings GD15/16WW/NW.

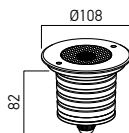
Reflector din policarbonat argintat și fațetat, cu deschidere unghiulară de 24°, pentru corpurile de iluminat GD15/16WW/NW.
 Riflettore in policarbonato argintato e sfaccettato, con angolo da 24°, per apparecchi GD15/16WW/NW.

GD17/18

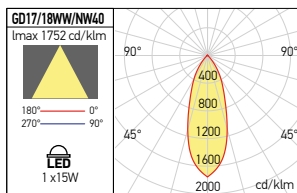
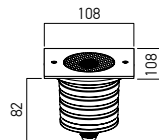
FINISHING AVAILABLE



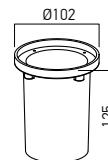
GD17



GD18



GD17 RECESSED BOX



Code	Ø
GD178MS	Ø102 mm

Recessed box
 Doză de încadrare
 Scatola da incasso

GD17 REFLECTOR

Code	Optics
GD178RF25	25°

Reflector of high-gloss faceted polycarbonate at 25°, for light fittings GD17WW/NW.

Reflector din policarbonat argintat și fațetat, cu deschidere unghiulară de 25°, pentru corpurile de iluminat GD17WW/NW.

Riflettore in policarbonato argintato e sfaccettato, con angolo da 25°, per apparecchi GD17WW/NW.

Code	Finishing	LED type	Power	Input voltage	Driver	LED Flux	System Flux	CCT	CRI	Optics	Ø	Weight
GD17WW40	SS	COB CREE	1x15W	100-245V AC	Included	1680 lm	1339 lm	3000K	80	40°	Ø102 mm	0.96 kg
GD17NW40	SS	COB CREE	1x15W	100-245V AC	Included	1830 lm	1458 lm	4000K	80	40°	Ø102 mm	0.96 kg
GD18WW40	SS	COB CREE	1x15W	100-245V AC	Included	1680 lm	1339 lm	3000K	80	40°	Ø102 mm	0.96 kg
GD18NW40	SS	COB CREE	1x15W	100-245V AC	Included	1830 lm	1458 lm	4000K	80	40°	Ø102 mm	0.96 kg