

AT

3 YEARS WARRANTY

CONSTANT CURRENT DRIVERS ALIMENTATOARE ÎN CURENȚĂ CONSTANTĂ ALIMENTATORI IN CORRENTE COSTANTE

EN

Series of drivers, constant current, compact shape, quick installation.

White polycarbonate case.

Short-circuit and over load protection, auto-recovery if the fault is removed.

Over temperature protection.

No load protection.

Self-locking terminal blocks, for 0,5 to 0,75 mm² diameter of wires (10W and 15W), screws terminal blocks, for 0,75 to 2,5 mm² diameter of wires, with the exception of the miniature drivers (IP20 and IP65) provided with two 0,75 mm² conductors, both at the input and at the output.

RO

Serie de alimentatoare în curent constant, cu formă compactă și instalare rapidă.

Carcasă din policarbonat de culoare albă.

Protecții la scurtcircuit și suprasarcină, cu repornire automată la îndepărtarea defectului.

Protecție la supraîncălzire.

Protecție la întreruperea circuitului de alimentare a sarcinii.

Șir de conectori cu autoblocare, pentru diametre ale firelor de la 0,5 la 0,75 mm² (10W și 15W), conectori cu șurub, pentru diametre ale firelor de conexiune de la 0,75 la 2,5 mm², în rest, cu excepția alimentatoarelor miniaturale (IP20 și IP65) care sunt prevăzute cu câte două conductoare de 0,75 mm², atât la intrare cât și la ieșire.

IT

Serie di alimentatori a corrente costante, forma compatta e installazione veloce.

Carcassa in policarbonato bianco.

Protezione cortocircuito e sovraccarico, con riavvio automatico alla scomparsa del guasto.

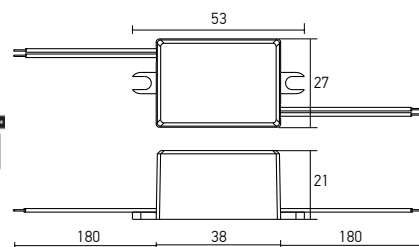
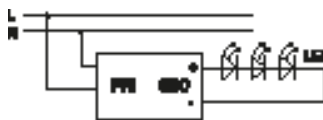
Protezione contro il surriscaldamento.

Protezione in caso di interruzione del circuito di alimentazione.

Serie di connettori autobloccanti per diametri cavi 0,5-0,75 mm² (10W e 15W), connettori con viti, per diametri cavi di alimentazione 0,75-2,5 mm²; il resto, ad eccezione dell'alimentatori in miniatura (IP20 e IP65) dotati di due conduttori da 0,75 mm², sia all'ingresso che all'uscita.



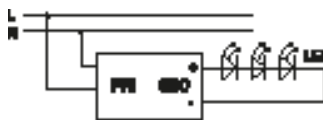
**4W
350mA**



Code	Input voltage	Output power	Output voltage	Output current	Operating ambient temperature	Weight
AT350.4MINI	100-240V AC	4W	3-12V DC	350mA	-20÷+50°C	0.04 kg



**6W
350mA**

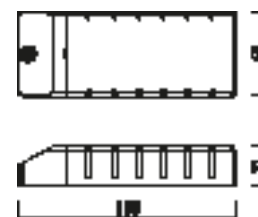
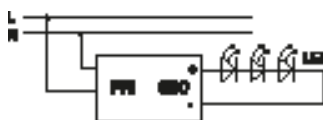


Code	Input voltage	Input frequency	Output power	Output voltage	Output current	Operating ambient temperature	Weight
● AT101	100-240V AC	50/60Hz	6W	2-18V	350mA	-20÷+50°C	0.06 kg

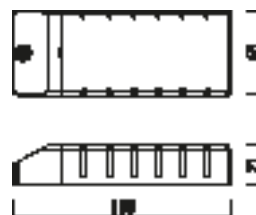
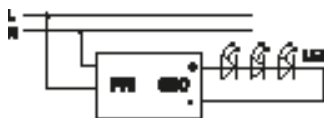
● ORDERED UPON REQUEST / DISPONIBIL DOAR LA COMANDĂ / DISPONIBILE SOLO SU ORDINAZIONE



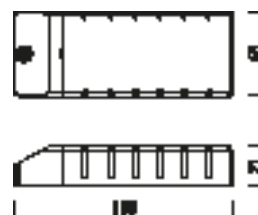
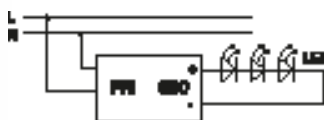
**18W
350mA**



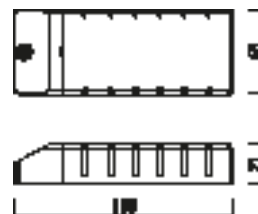
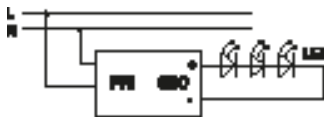
Code	Input voltage	Input frequency	Output power	Output voltage	Output current	Operating ambient temperature	Weight
AT102	100-240V AC	50/60Hz	18W	2-52V	350mA	-20÷+50°C	0.09 kg



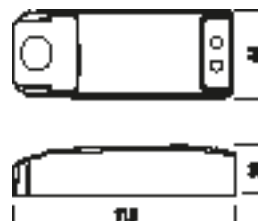
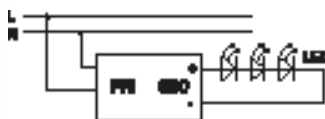
Code	Input voltage	Input frequency	Output power	Output voltage	Output current	Operating ambient temperature	Weight
AT201	100-240V AC	50/60Hz	18W	2-38V	500mA	-20÷+50°C	0.09 kg



Code	Input voltage	Input frequency	Output power	Output voltage	Output current	Operating ambient temperature	Weight
AT301	100-240V AC	50/60Hz	18W	2-28V	700mA	-20÷+50°C	0.09 kg



Code	Input voltage	Input frequency	Output power	Output voltage	Output current	Operating ambient temperature	Weight
AT401	100-240V AC	50/60Hz	18W	2-28V	650mA	-20÷+50°C	0.09 kg



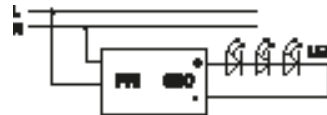
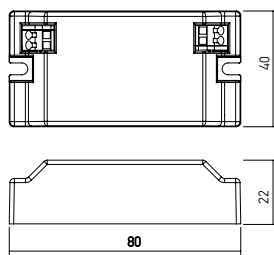
Code	Input voltage	Input frequency	Output power	Output voltage	Output current	Operating ambient temperature	Weight
AT501	100-240V AC	50/60Hz	20W	2-19V	1050mA	-20÷+50°C	0.10 kg

AT **3 YEARS WARRANTY**



CONSTANT CURRENT DRIVERS
ALIMENTATOARE ÎN CURENT CONSTANT
ALIMENTATORI IN CORRENTE COSTANTE

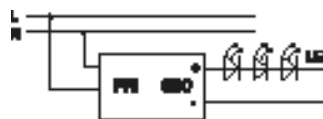
10/15W



Code	Input voltage	Input frequency	Output power	Output voltage	Output current	Operating ambient temperature	Weight
● AT350.10	220-240V AC	50/60Hz	10W	14-29V	350 mA	-20 + +50°	0.05 kg
● AT500.10	220-240V AC	50/60Hz	10W	10-20V	500 mA	-20 + +50°	0.05 kg
● AT350.15	220-240V AC	50/60Hz	15W	22-43V	350 mA	-20 + +50°	0.05 kg
● AT500.15	220-240V AC	50/60Hz	15W	15-30V	500 mA	-20 + +50°	0.05 kg
● AT700.15	220-240V AC	50/60Hz	15W	11-22V	700 mA	-20 + +50°	0.05 kg

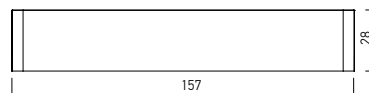
● ORDERED UPON REQUEST / DISPONIBIL DOAR LA COMANDĂ / DISPONIBILE SOLO SU ORDINAZIONE

25/40W



Code	Input voltage	Input frequency	Output power	Output voltage	Output current	Operating ambient temperature	Weight
● AT350.25	220-240V AC	50/60Hz	25W	36-72V	350 mA	-20 + +50°	0.09 kg
● AT500.25	220-240V AC	50/60Hz	25W	25-50V	500 mA	-20 + +50°	0.09 kg
● AT700.25	220-240V AC	50/60Hz	25W	18-36V	700 mA	-20 + +50°	0.09 kg
● AT850.40	220-240V AC	50/60Hz	40W	12-38V	850 mA	-20 + +50°	0.13 kg
● AT1050.40	220-240V AC	50/60Hz	40W	19-38V	1050 mA	-20 + +50°	0.13 kg

60W



Code	Input voltage	Input frequency	Output power	Output voltage	Output current	Operating temperature	Weight
● AT1050.60	220-240V AC	50/60Hz	60W	29-57V	1050 mA	-20 + +50°	0.18 kg
● AT1400.60	220-240V AC	50/60Hz	60W	22-43V	1400 mA	-20 + +50°	0.18 kg