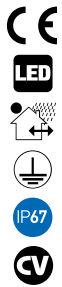


AT12/24 IP67

3 YEARS WARRANTY




WATERPROOF CONSTANT VOLTAGE DRIVERS
ALIMENTATOARE ETANȘE LA TENSIUNE CONSTANTĂ
ALIMENTATORI STAGNI IN TENSIUNE COSTANTE

EN
 Series of constant voltage drivers, protected against dust and water (IP67), for indoor or outdoor installation. Anodised aluminum sheet case. Short-circuit and over load protection, auto-recovery if the fault is removed. Flexible cables with 3 conductors for the input of the driver and with two (or two doubles) with diameters according to the maximum permissible load.

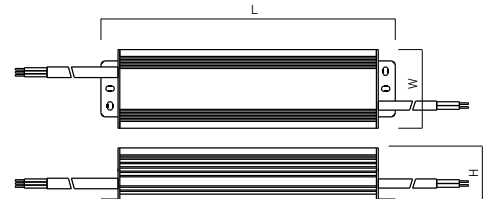
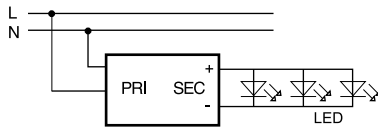
RO
 Serie de alimentatoare la tensiune constantă, protejate la praf și umiditate (IP67), pentru montaj în interior sau în exterior. Carcasă din tablă de aluminiu anodizat. Protecții la scurtcircuit și suprasarcină, cu repomire automată la îndepărtarea defectului. Cabluri flexibile cu 3 conductoare pentru intrarea în alimentator și cu două (sau două duble) cu diametre ale conductoarelor adaptate sarcinii maxime admise.

IT
 Serie di alimentatori in tensione costante, protetti contro polvere e umidità (IP67), per interni ed esterni. Carcassa in alluminio anodizzato. Protezione cortocircuito e sovraccarico, con riavvio automatico alla scomparsa del guasto. Cavi flessibili con tre conduttori per l'ingresso nell'alimentatore e due (o due doppi) con diametri dei conduttori adattati al carico massimo consentito.



30W

Code	Input voltage	Input frequency	Output power	Output voltage	Output current	Operating ambient temperature	Weight
AT12.30IP67	100-250V	50/60Hz	30W	12V DC	2,5A	-20° + +50°	0,24 kg
AT24.30IP67	100-250V	50/60Hz	30W	24V DC	1,25A	-20° + +50°	0,24 kg



60W

Code	Input voltage	Input frequency	Output power	Output voltage	Output current	Operating ambient temperature	LxWxH	Weight
AT12.60IP67	170-250V	50/60Hz	60W	12V DC	5A	-30° + +50°	195x52x35 mm	0,65 kg
AT24.60IP67	170-250V	50/60Hz	60W	24V DC	2,5A	-30° + +50°	195x52x35 mm	0,65 kg



100W

Code	Input voltage	Input frequency	Output power	Output voltage	Output current	Operating ambient temperature	LxWxH	Weight
AT12.100IP67	170-250V	50/60Hz	100W	12V DC	8,33A	-30° + +50°	202x71x45 mm	1,00 kg
AT24.100IP67	170-250V	50/60Hz	100W	24V DC	4,17A	-30° + +50°	202x71x45 mm	1,00 kg



150W

Code	Input voltage	Input frequency	Output power	Output voltage	Output current	Operating ambient temperature	LxWxH	Weight
AT12.150IP67	170-250V	50/60Hz	150W	12V DC	12,5A	-30° + +50°	244x71x45 mm	1,20 kg
AT24.150IP67	170-250V	50/60Hz	150W	24V DC	6,25A	-30° + +50°	244x71x45 mm	1,20 kg



250W

Code	Input voltage	Input frequency	Output power	Output voltage	Output current	Operating ambient temperature	LxWxH	Weight
AT12.250IP67	100-240V AC	50/60Hz	250W	12V DC	20,83A	-25° + +50°	252x90x45 mm	1,80 kg
AT24.250IP67	100-240V AC	50/60Hz	250W	24V DC	10,42A	-25° + +50°	252x90x45 mm	1,80 kg