



### RO

Corpuri de iluminat pentru montaj aparent, cu dispersor opal din policarbonat, echipate cu module liniare cu LED-uri SMD, temperaturi de culoare alb cald, alb neutru sau alb rece.

### CORP

Carcasa și părțile laterale din policarbonat de culoare albă. Set de două cleme de fixare din oțel.

### SISTEM OPTIC

Dispersor opal din policarbonat.

### APARATAJ DE ALIMENTARE

Tensiune de alimentare 220-240V, 50/60Hz, alimentator în curent constant încorporat. Cablu de alimentare 2P (10A/250V/1mm<sup>2</sup>).

### APLICAȚII

Iluminat general de interior.

### EN

Surface mounting light fittings, with opal polycarbonate diffuser, equipped with linear SMD LEDs modules, warm white, neutral white or cool white color temperature.

### HOUSING

Housing and sides of white polycarbonate. Set of two steel fixing clips.

### OPTICAL SYSTEM

Diffuser of opal polycarbonate.

### ELECTRIC GEAR

Power supply 220-240V, 50/60Hz and constant current LED driver included. Power supply cable 2P (10A/250V/1mm<sup>2</sup>).

### APPLICATIONS

General interior lighting.

### IT

Apparecchi da plafone con diffusore opalino in policarbonato, equipaggiati con moduli lineari a LED SMD, temperature di colore bianco caldo, bianco neutro o bianco freddo.

### CORPO

Struttura e testate di chiusura in policarbonato bianco. Set di due ganci in acciaio per fissaggio.

### SISTEMA OTTICO

Diffusore opalino in policarbonato.

### ALIMENTAZIONE

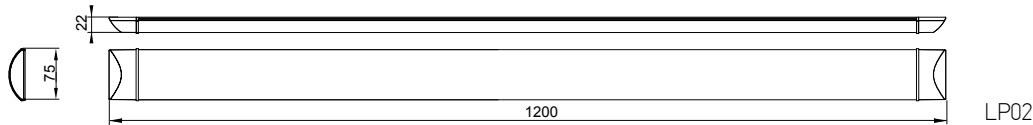
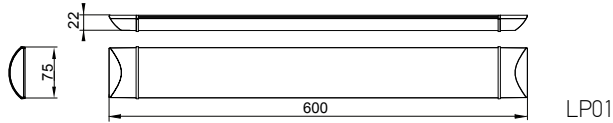
Alimentazione 220-240V, 50/60Hz, alimentatore in corrente costante incluso. Cavo di alimentazione 2P (10A/250V/1mm<sup>2</sup>).

### CAMPI DI APLICAZIONE

Illuminazione generale interna.

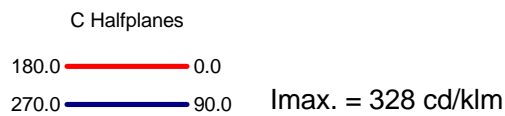
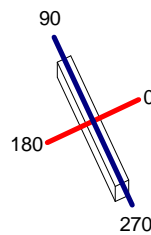
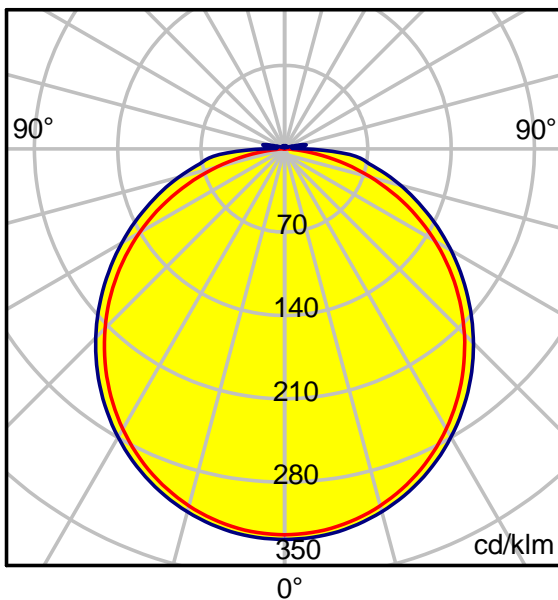
## LP01/02

Standards: EN 60598-1:2015, EN 60598-2-1:1989, EN 62493:2015, EN 62471:2008, EN 62031:2008 + A2:2015, EN 60529:1992 + A2:2013, EN 55015:2013, EN 61000-3-2:2014, EN 61000-3-3:2013, EN 61547:2009



Code	Finishing	Power	LED type	Number of LED	Input voltage	Input frequency	Driver	Luminous flux	LED color temperature	Optics	CRI	Weight (kg)
<b>LP01WW</b>	<input type="checkbox"/>	18W	SMD 2835	96	220-240V	50/60Hz	Included	1357 lm	3000K	120°	80	0,27
<b>LP01NW</b>	<input type="checkbox"/>	18W	SMD 2835	96	220-240V	50/60Hz	Included	1422 lm	4000K	120°	80	0,27
<b>LP01CW</b>	<input type="checkbox"/>	18W	SMD 2835	96	220-240V	50/60Hz	Included	1434 lm	6500K	120°	80	0,27
<b>LP02WW</b>	<input type="checkbox"/>	36W	SMD 2835	192	220-240V	50/60Hz	Included	2686 lm	3000K	120°	80	0,53
<b>LP02NW</b>	<input type="checkbox"/>	36W	SMD 2835	192	220-240V	50/60Hz	Included	2839 lm	4000K	120°	80	0,53
<b>LP02CW</b>	<input type="checkbox"/>	36W	SMD 2835	192	220-240V	50/60Hz	Included	2866 lm	6500K	120°	80	0,53

### FOTOMETRIA / PHOTOMETRY / FOTOMETRIA



LP01/02 WW/NW/CW