



RO

Serie de aplică/plafoniere echipate cu module cu LED-uri SMD, cu temperaturi de culoare alb cald, alb neutru sau alb rece.

CORP

Carcasă și elementul de fixare din policarbonat de culoare albă.

SISTEM OPTIC

Dispensur din policarbonat opal.

APARATAJ DE ALIMENTARE

Tensiunea de alimentare 220-240V, 50Hz. Alimentator în curent constant livrat împreună cu corpul. Clemă de conexiuni 2P+N (10A/250V/2,5mm²).

APLICAȚII

Iluminatul general de interior.

EN

Series of wall/ceiling light fittings, equipped with SMD LEDs modules, warm white, neutral white or cool white color temperature.

HOUSING

Housing and fixing element in white polycarbonate.

OPTICAL SYSTEM

Diffuser of opal polycarbonate.

ELECTRIC GEAR

Power supply 220-240V, 50Hz. Constant current LED driver delivered with the light fitting. Block of terminals 2P+N (10A/250V/2,5mm²).

RANGE OF APPLICATIONS

General interior lighting.

IT

Serie di apparecchi d'illuminazione con montaggio a parete o a soffitto, equipaggiati da moduli a LED SMD, temperature di colore bianco caldo, bianco neutro o bianco freddo.

CORPO

Carcassa e elemento di fissaggio in policarbonato, colore bianco.

SISTEMA OTTICO

Diffusore opalino in policarbonato.

ALIMENTAZIONE

Tensione di alimentazione 220-240V, 50Hz. Alimentatore in corrente costante fornito con l'apparecchio. Morsettiera 2P+N (10A/250V/2,5mm²).

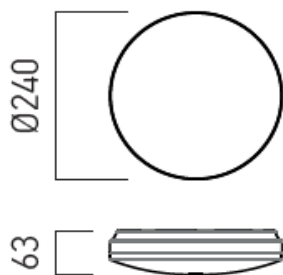
CAMPI DI APPLICAZIONE

Illuminazione generale dell'interno.

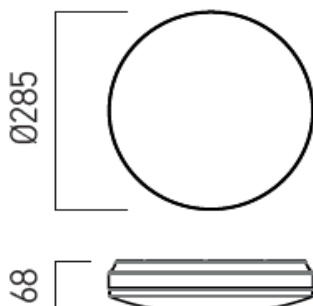


STANDARDS: EN 60598-1:2015, EN 60598-2-1:1989, EN 62493:2010, EN 62471:2008, EN 62031:2008 + A2:2015, EN 60529:1992 + A2:2013, EN 55015:2013, EN 61000-3-2:2014, EN 61000-3-3:2013, EN 61547:2009

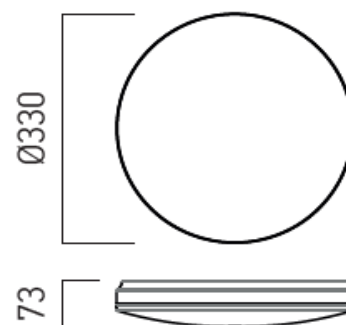
CG01, CG02, CG03



CG01



CG02



CG03

Code	Finishing	LED type	Number of LEDs	Power	Input voltage / frequency	LED color temperature	CRI	Luminous flux	Working temperature	Weight	Dimensions (ØxH)
CG01WW WH	White	SMD 2835	120	12W	220-240V / 50Hz	3000K	80	869 lm	-30 ÷ +50 °C	0,15 kg	240x63 mm
CG01NW WH	White	SMD 2835	120	12W	220-240V / 50Hz	4000K	80	937 lm	-30 ÷ +50 °C	0,15 kg	240x63 mm
CG01CW WH	White	SMD 2835	120	12W	220-240V / 50Hz	6000K	80	949 lm	-30 ÷ +50 °C	0,15 kg	240x63 mm
CG02WW WH	White	SMD 2835	180	18W	220-240V / 50Hz	3000K	80	1351 lm	-30 ÷ +50 °C	0,43 kg	285x68 mm
CG02NW WH	White	SMD 2835	180	18W	220-240V / 50Hz	4000K	80	1449 lm	-30 ÷ +50 °C	0,43 kg	285x68 mm
CG02CW WH	White	SMD 2835	180	18W	220-240V / 50Hz	6000K	80	1468 lm	-30 ÷ +50 °C	0,43 kg	285x68 mm
CG03WW WH	White	SMD 2835	240	24W	220-240V / 50Hz	3000K	80	1749 lm	-30 ÷ +50 °C	0,53 kg	330x73 mm
CG03NW WH	White	SMD 2835	240	24W	220-240V / 50Hz	4000K	80	1897 lm	-30 ÷ +50 °C	0,53 kg	330x73 mm
CG03CW WH	White	SMD 2835	240	24W	220-240V / 50Hz	6000K	80	1922 lm	-30 ÷ +50 °C	0,53 kg	330x73 mm

FOTOMETRIE / PHOTOMETRY / FOTOMETRIA

