

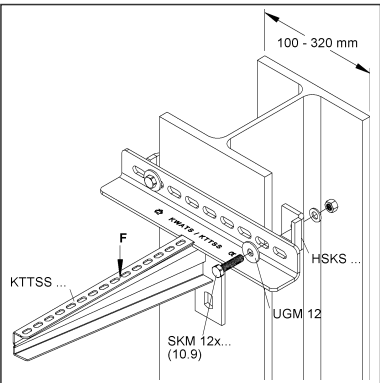
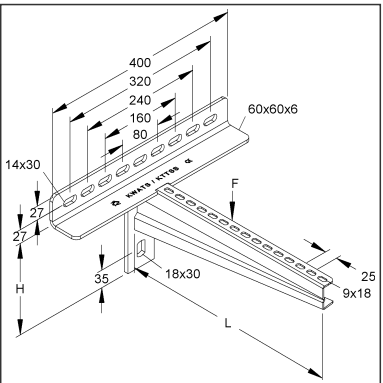

Clamping Bracket

heavy duty design

KTSS 800

EAN Code: 4013339183678
Smallest packaging unit: 1 pc.

the photorealistic images are to be considered as reference images



Article Description

Clamping bracket, heavy duty, 231x830 mm, 6,55 kN, steel, hot dip galvanised DIN EN ISO 1461

Excl. Accessories

exclusive bolting

Please order the necessary fastening accessories separately:
2 pieces HSKS ..., 2 pieces SKM 12... (10.9) and 2 pieces UGM 12
for wide span cable ladders: WSTB 2
for wide span cable trays: FLM 8X16 F

Additional Price Information

Article group
quantity unit

N13
pcs.

Weight

Weight per quantity unit

6,133 kg / pcs.

Weight in kg per 100

613 kg / 100pcs.

Technical Datasheet

Supporting structure

KTTSS 800

the photorealistic images are to be considered as reference images

Physical Article Dimensions

Height	285 mm
Width	400 mm
Depth/length	838 mm

Packing Dimension

1 piece = 1 piece		✓ VP1-smallest packaging unit (PU)			
Lenght	838 mm	Width	400 mm	Height	285 mm
Gross weight	6,13 kg	Volume	0,096 m³		
Min. quantity	1.00 pcs.	Max. Quantity	1.00 pcs.		

25 pieces = 1					
Lenght	1230 mm	Width	840 mm	Height	970 mm
Gross weight	223 kg	Volume	1,002 m³		
Min. Quantity	25.00 pcs.	Max. Quantity	25.00 pcs.		

Tender Text

Clamping bracket, extra heavy duty, for wall mounting and for clamp fastening on bare steel girders with a flange width of ≥ 100 mm to ≤ 320 mm, please order required clamping accessories on T-girders, such as 2 x SKM 12X...(10.9), 2 x UGM 12 and 2 x HSKS... separately. Please order the required mounting accessories for wide span cable trays/ladders separately. The clamp fastening should be symmetrical and the screws as close as possible to the flange. The load capacity data are only valid in conjunction with HSKS..., UGM 12 and M 12 screws, property class 10.9, which must be tightened with a pre-torque of 123 Nm. Particularly in the case of connections which must transmit vertical loads via friction, it is essential to pay attention to the bolt tightening torque and check it with the torque wrench! The specified load values always apply only to connections made of steel on steel (e.g. profile clamps). After applying half the load, the tightening torque of the screws must be checked again. Risk of slipping! If steel supports are provided with a fire protection coating, this must not be removed without consultation and written approval of the client or the site management. In any case, the introduction of loads into the structure must be coordinated with the construction planning or site management.

Dimensions (approx. dimensions)

Support height H : 231 mm

Support length L : 830 mm

Angle width W : 400 mm

Load bearing capacity F at L/2 : 6,55 kN tested in the system, applies to girder flange widths ≥ 220 mm and ≤ 300 mm

Load capacity F2 at L/2 : 7 kN tested in the system, applies to girder flange widths ≤ 220 mm

Material of bracket : Steel, hot-dip galvanised acc. to DIN EN ISO 1461

Flange thickness of girder in mm : _____

NIEDAX Model No. : KTTSS 800

EP Material _____ EP Wage _____

Unit price/piece

Technical Datasheet

Supporting structure

KTTSS 800

the photorealistic images are to be considered as reference images

Safety & Environment

REACH Date	25.06.2025
REACH Info	Conformable
RoHS Info	Conformable

Origin & International Trade

Country of origin	DE
Federal State of Origin	RP
Customs tariff number	73089059