

■ Datasheet: RCBO (Combined MCB/RCD), AK series, 6kA, Type A, 3+N



■ SCHRACK-INFO

- Contact position indicator
- Terminal guide for secure connection
- Terminal cross-section: 1-25mm<sup>2</sup>
- Snap-on mounting for DIN rail EN 50 022

■ Technische Daten

Standard	IEC/EN 61009-1
Type	A
Poles	3+N
Rated voltage	230/400 V AC
Rated frequency	50/60 Hz
Rated current I <sub>n</sub>	20 A, 25 A, 32 A, 40 A
Tripping characteristics	B, C
Rated sensitivity I <sub>Δn</sub>	0,03 A
Selectivity class	3
Rated residual making and breaking capacity I <sub>Δm</sub>	3 kA
Rated short-circuit capacity I <sub>nc</sub> = I <sub>Δc</sub>	6 kA

Rated impulse withstand voltage (1.2/50) $U_{imp}$	4 kV
Dielectric TEST voltage at ind. Freq. for 1 minute	2 kV
Insulation voltage $U_i$	500 V
Max. Permissible backup fuse against short circuit	63A gG
Break time under $I_{\Delta n}$	$\leq 0.1$ s
Pollution degree	2
Electrical life	> 2.000 cycles
Mechanical life	> 10.000 cycles
Contact position indicator	Yes
Protection degree	IP 20
Ambient temperature	-25 °C bis +60 °C
Storage temperature	-25 °C bis +70 °C
Terminal connection type	Cable / Fork- / Pin-type busbar
Connection	From top and bottom
Terminal size for cable	1 - 25 mm <sup>2</sup>
Terminal size for busbar	10 mm <sup>2</sup>
Tightening torque	2 Nm
Mounting	On DIN rail EN 60715 (35mm) by means of fast clip device
Neutralconductor	Right side

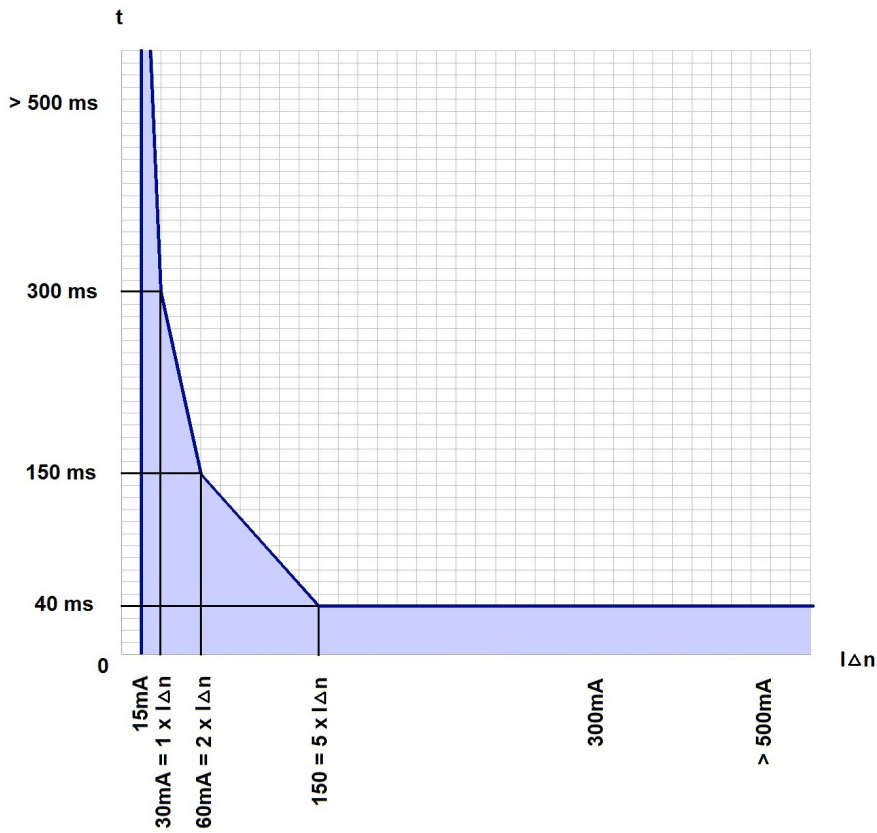
### ■ Temperature derating

The maximum permissible current in a circuit breaker depends on the ambient temperature where the circuit breaker is placed. Ambient temperature is the temperature inside the enclosure or switchboard in which the circuit breakers are installed.

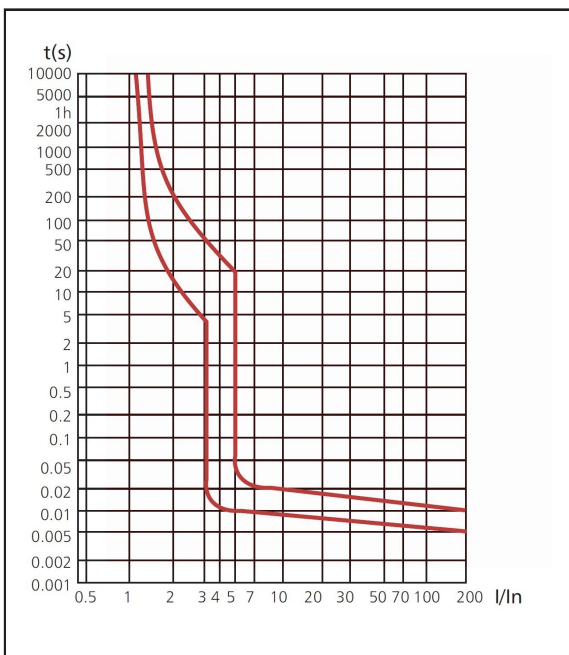
The reference temperature is 30 °C

Temperature	- 10 °C	0 °C	10 °C	20 °C	30 °C	40 °C	50 °C	60 °C
Temperature compensation coefficient of rated current	1.20	1.15	1.10	1.05	1.00	0.95	0.90	0.85

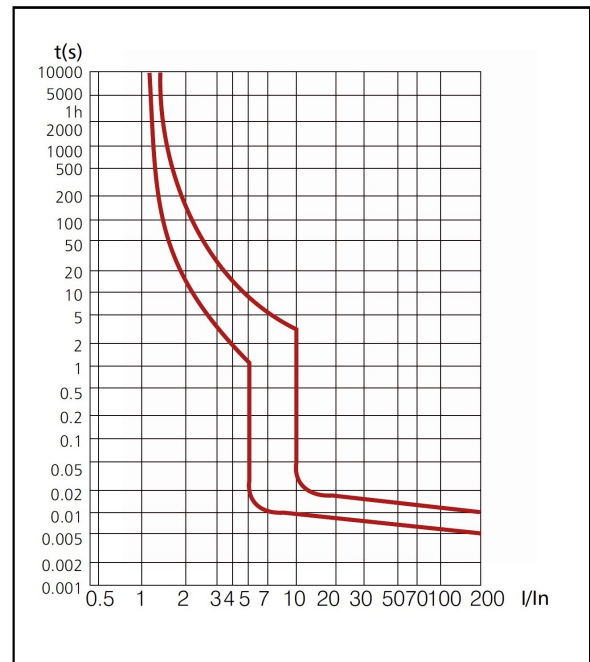
**Tripping characteristic**



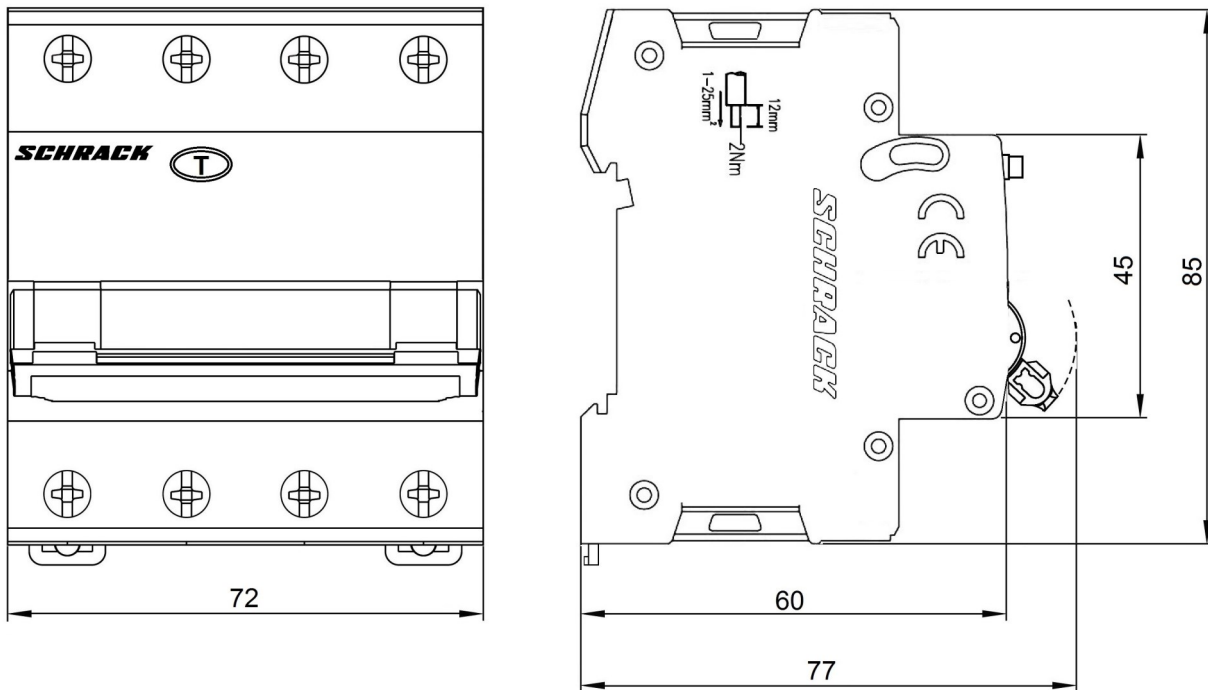
**Characteristic B**



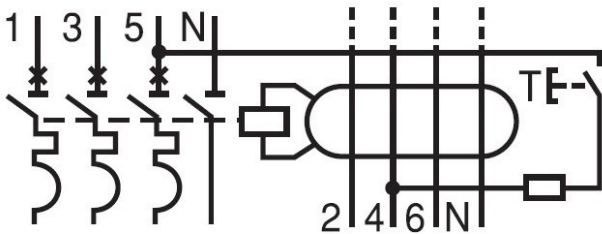
**Characteristic C**



Measurements



Circuit diagram



Articles

RCBO (Combined MCB/RCD), AK series, 6kA, Typ A, 3+N

Description	Order No.
<b>Characteristic B</b>	
20A	AK668820--
25A	AK668825--
32A	AK668832--
40A	AK668840--
<b>Characteristic C</b>	
20A	AK667820--
25A	AK667825--
32A	AK667832--
40A	AK667840--