

## Fișă tehnică | Număr articol: 772-264/060-000

Supply module; 5 x 2.5 mm<sup>2</sup> + 2 x 1.5 mm<sup>2</sup>; 5-pole; Cod. B; with strain relief housing; 4,00 mm<sup>2</sup>; gray

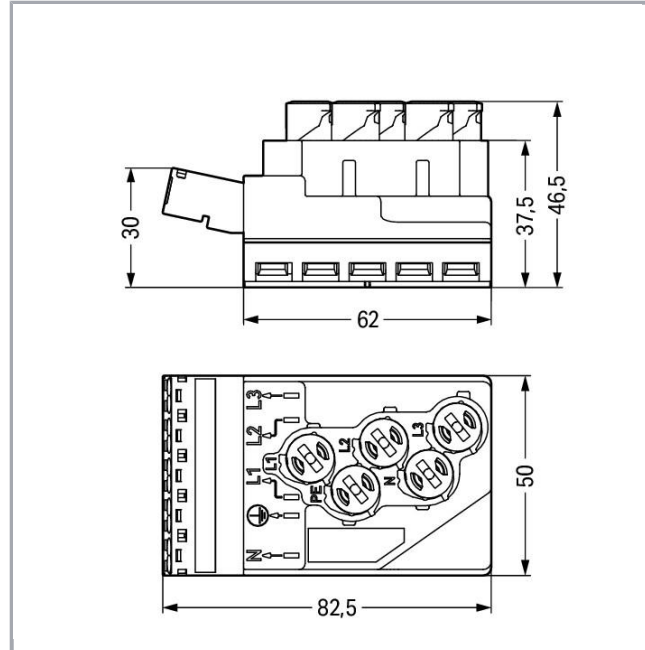
[www.wago.com/772-264/060-000](http://www.wago.com/772-264/060-000)



RoHS  
Compliant

BOMcheck.net

Culoare: ■



### Descriere articol

- Suitable for bus and power lines or for bus and power combined in one cable
- Easy installation without line interruption due to convenient insulation displacement technology (IDC)
- WINSTA® IDC Supply and Tap-Off Modules allow connection at any location of the flat cable – one rotation per pole is all that is required

### Note on mismatching protection:

All WINSTA® components are 100% protected against mismatching when:

- a.) plugging different numbers of poles
- b.) plugging while rotated 180
- c.) plugging while laterally staggered
- d.) plugging one pole

Supus modificărilor.

WAGO Kontakttechnik GmbH & Co. KG  
/Representative Office Romania  
Sos. Pipera-Tunari nr. 1/1  
building 1, 2nd floor | 077190 Voluntari, Ilfov  
Tel.: +40-(0)31 421 85 68 | Email: info-RO@wago.com

Aveți întrebări despre produsele noastre?  
Vă stăm la dispoziție pentru preluarea apelului la +40 (0) 31 421 85 68.

## Date

### Electrical data

Note on Contact Resistance	approx. 1 mΩ of contact resistance approx. 0.25 mΩ contact transition plug/socket
----------------------------	---

### Ratings per IEC/EN 60664-1

Ratings per	IEC/EN 60664-1
Nominal voltage (III/3)	400 V
Rated surge voltage (III/3)	6 kV
Rated current	25 A
Legend (ratings)	(III / 3) ≙ Overvoltage category III / Pollution degree 3

### Connection data

Connection technology	Push-in CAGE CLAMP®
Actuation type	Operating tool Push-in
Nominal cross-section	4 mm <sup>2</sup>
Solid conductor	0,5 ... 4 mm <sup>2</sup> / 20 ... 12 AWG
Solid conductor; push-in termination	1,5 ... 4 mm <sup>2</sup> / 16 ... 12 AWG
Stranded conductor	0,5 ... 2,5 mm <sup>2</sup> / 20 ... 14 AWG
Fine-stranded conductor	0,5 ... 4 mm <sup>2</sup> / 20 ... 12 AWG
Fine-stranded conductor; with insulated ferrule	0,25 ... 1,5 mm <sup>2</sup> / 20 ... 16 AWG
Fine-stranded conductor; with uninsulated ferrule	0,25 ... 2,5 mm <sup>2</sup> / 20 ... 14 AWG
Fine-stranded conductor; with ferrule; push-in termination	1,5 mm <sup>2</sup> / 16 AWG
Strip length	9 mm / 0.35 inch
Pole No.	5
Connection technology 2	IDC
Total number of connection points	10
Total number of potentials	5

### Geometrical Data

Width	50 mm / 1.969 inch
Height	46,5 mm / 1.831 inch
Depth	82,5 mm / 3.248 inch

Supus modificărilor.



## Mechanical data

Mating force of a plug-in connection	approx. 30 ... 70 N (depending on pole number)
Retention force of a plug-in connection	When locked: > 80 N
Unmating force of a plug-in connection	when unlocked: approx. 15 ... 20 N
Number of mating cycles	200, without resistive load 100, with resistive load $I_N = 25$ A, tested (4 mm <sup>2</sup> /AWG 12)
Marking	N L1 L2 L3
Protection type	IP20
Note on protection type	Only when mated (these compact connectors are not designed for use in open, easily accessible areas).
Potential marking	N L1 L2 L3
Suitable	for flat cable 5 x 2.5 mm <sup>2</sup> , 5 x 4 mm <sup>2</sup> , 5 x 2.5 mm <sup>2</sup> + 2 x 1.5 mm <sup>2</sup>

## Plug connection

Mismating protection	Yes
Locking of plug-in connection	locking lever

## Material Data

Color	gray
Insulation material	Polyamide 66 (PA 66)
Contact material	Copper or copper alloy (surface-treated)
Fire load	2,221 MJ
Weight	95 g

## Environmental Requirements

Processing temperature	-5 ... +40 °C
Continuous operating temperature	-35 ... +85 °C
Note on continuous operating temperature	PVC cable for temperatures ≤ 70 °C (including halogen-free) PVC flat cable for temperatures -15 °C to ≤ 70 °C (including halogen-free) Insulating parts for temperatures ≤ 105 °C

## Commercial data

Packaging type	BOX
Country of origin	DE
GTIN	4050821585770
Customs tariff number	85366990990

Supus modificărilor.




WAGO Kontakttechnik GmbH & Co. KG  
 /Representative Office Romania  
 Sos. Pipera-Tunari nr. 1/1  
 building 1, 2nd floor | 077190 Voluntari, Ilfov  
 Tel.: +40-(0)31 421 85 68 | Email: info-RO@wago.com

Aveți întrebări despre produsele noastre?  
 Vă stăm la dispoziție pentru preluarea apelului la +40 (0) 31 421 85 68.






## Counterpart

## Produse compatibile

### tools

	<b>Nr. articol: 210-635</b> Operating tool; Blade: 6.5 x 1.2 mm	<a href="http://www.wago.com/210-635">www.wago.com/210-635</a>
	<b>Nr. articol: 210-636</b> Operating tool; Blade: 6.5 x 1.2 mm; with a partially insulated shaft	<a href="http://www.wago.com/210-636">www.wago.com/210-636</a>
	<b>Nr. articol: 210-720</b> Operating tool; Blade: 3.5 x 0.5 mm; with a partially insulated shaft	<a href="http://www.wago.com/210-720">www.wago.com/210-720</a>

### wiring and connectors

	<b>Nr. articol: 897-251</b> pre-assembled flat cable; Eca; 5G 2.5 mm <sup>2</sup> ; PVC; 3L + N + PE; 0.6/1 kV; 2,50 mm <sup>2</sup> ; acid green	<a href="http://www.wago.com/897-251">www.wago.com/897-251</a>
	<b>Nr. articol: 897-252</b> pre-assembled flat cable; B2ca; 5G 2.5 mm <sup>2</sup> ; halogen-free; 3L + N + PE; 0.6/1 kV; 2,50 mm <sup>2</sup> ; acid green	<a href="http://www.wago.com/897-252">www.wago.com/897-252</a>
	<b>Nr. articol: 897-261</b> Flat cable; 5G 2.5 mm <sup>2</sup> + 2 x 1.5 mm <sup>2</sup> ; PVC; 3L + N + PE + 2 buses; 0.6/1 kV; 2,50 mm <sup>2</sup> ; violet	<a href="http://www.wago.com/897-261">www.wago.com/897-261</a>
	<b>Nr. articol: 897-262</b> Flat cable; 5G 2.5 mm <sup>2</sup> + 2 x 1.5 mm <sup>2</sup> ; halogen-free; 3L + N + PE + 2 buses; 0.6/1 kV; 2,50 mm <sup>2</sup> ; violet	<a href="http://www.wago.com/897-262">www.wago.com/897-262</a>
	<b>Nr. articol: 897-453</b> Flat cable; 5G 4 mm <sup>2</sup> ; halogen-free; 3L + N + PE; 0.6/1 kV; 4,00 mm <sup>2</sup> ; black	<a href="http://www.wago.com/897-453">www.wago.com/897-453</a>

## Descărcări

### CAD/CAE-Data

#### CAE data

WSCAD Universe 772-264/060-000	<a href="#">URL</a>	<a href="#">Descărcare</a>
--------------------------------	---------------------	----------------------------


## Installation Notes

### Conductor termination

Supus modificărilor.

WAGO Kontakttechnik GmbH & Co. KG  
/Representative Office Romania  
Sos. Pipera-Tunari nr. 1/1  
building 1, 2nd floor | 077190 Voluntari, Ilfov  
Tel.: +40-(0)31 421 85 68 | Email: info-RO@wago.com


Aveți întrebări despre produsele noastre?  
Vă stăm la dispoziție pentru preluarea apelului la +40 (0) 31 421 85 68.



Insert flat cable into base (observe coding!).




Mount IDC module flush with the base.



Screw down contact elements until element stops.

Should the IDC module jam during mounting, turn the upper part by 180° and remount it.



Connecting an installation cable to the supply module:



Secure supply cable via strain relief housing.



Tighten strain relief screw using a screwdriver.


Simply push stripped, solid conductors into unit. Open clamp via screwdriver to insert stripped, fine-stranded conductors.

## Installation

Supus modificărilor.



The mounting plate can be centrally mounted, or attached via outboard attachment points using 770-601 Mounting Pins.



Snapping a supply or tap-off module onto a mounting plate.

### Safety



After removing the module, the contact holes in the flat cable must be sealed using insulating tape.

### Familie de produse

*WINSTA*® IDC

Afișare globală produse din familie.

Supus modificărilor.