


Fișă tehnică | Număr articol: 726-661

Common potential matrix patchboard; Marking 1-24; with 1 input module incl. end plate; Color of modules: white; Numbering of modules arranged vertically; for 19" racks; Slimline version; 16,00 mm²; dark gray



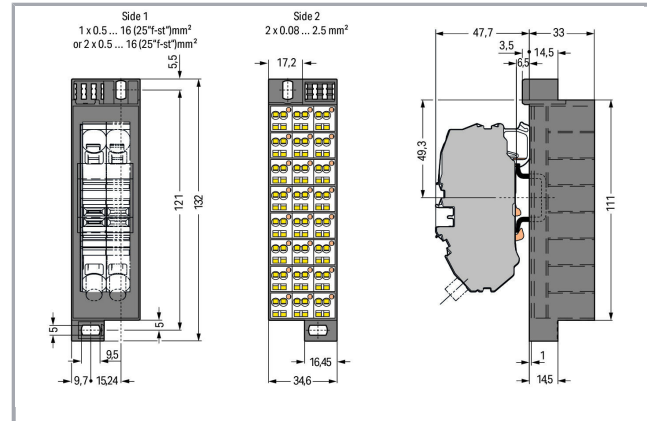
www.wago.com/726-661



RoHS Compliant

BOMcheck.net

Culoare: ■



Date

Electrical data

Ratings per IEC/EN 60664-1

Rated current	76 A
Rated current 2	24 A

Connection data

Connection type (1)	Side 1
Connection technology	CAGE CLAMP®

Supus modificărilor.

WAGO Kontakttechnik GmbH & Co. KG
/Representative Office Romania
Sos. Pipera-Tunari nr. 1/1
building 1, 2nd floor | 077190 Voluntari, Ilfov
Tel.: +40-(0)31 421 85 68 | Email: info-RO@wago.com

Aveți întrebări despre produsele noastre?
Vă stăm la dispoziție pentru preluarea apelului la +40 (0) 31 421 85 68.



Number of connection points (connection type)	1
Actuation type	Operating tool
Connectable conductor materials	Copper
Solid conductor	0.2 ... 16 mm ² / 24 ... 6 AWG
Fine-stranded conductor	0.2 ... 16 mm ² / 24 ... 6 AWG
Strip length	16 ... 17 mm / 0.63 ... 0.67 inch
Connection type 2	Side 2
Number of connection points	2
Solid conductor 2	0.08 ... 2.5 mm ² / 28 ... 14 AWG
Fine-stranded conductor 2	0.08 ... 2.5 mm ² / 28 ... 14 AWG
Strip length 2	8 ... 10 mm / 0.31 ... 0.39 inch
Wiring type	Front-entry wiring

Geometrical Data

Width	34.6 mm / 1.362 inch
Height	132 mm / 5.197 inch
Depth	80.7 mm / 3.177 inch

Mechanical data

Design	slimline
Marking	1 ... 24

Material Data

Color	dark gray
Module color	white
Weight	216,3 g

Commercial data

Product Group	12 (Matrix Patch Board)
Packaging type	BOX
Country of origin	DE
GTIN	4055143628631
Customs tariff number	85369010000




Aprobări / certificate

Country specific Approvals


Supus modificărilor.

WAGO Kontakttechnik GmbH & Co. KG
 /Representative Office Romania
 Sos. Pipera-Tunari nr. 1/1
 building 1, 2nd floor | 077190 Voluntari, Ilfov
 Tel.: +40-(0)31 421 85 68 | Email: info-RO@wago.com

Aveți întrebări despre produsele noastre?
 Vă stăm la dispoziție pentru preluarea apelului la +40 (0) 31 421 85 68.

Emblemă	Aprobare	Text de aprobare suplimentar	Nume certificat
	CCA DEKRA Certification B.V.	EN 60998	NTR NL-7623
	CSA DEKRA Certification B.V.	C22.2 No. 158	1101143
	KEMA/KEUR DEKRA Certification B.V.	EN 60998	71-100850

UL-Approvals

Emblemă	Aprobare	Text de aprobare suplimentar	Nume certificat
	UL UL International Germany GmbH	UL 1059	E45172



Counterpart

Produse compatibile

General accessories

	Nr. articol: 726-902 Adaptor; dark gray	www.wago.com/726-902
--	--	--

Marking accessories

	Nr. articol: 209-185 Adaptor; gray	www.wago.com/209-185
	Nr. articol: 210-612 Marking strips; for self-marking; plain; Self-adhesive; transparent	www.wago.com/210-612

check

	Nr. articol: 210-137 Test plug; 2.3 mm Ø; with 500 mm cable; yellow	www.wago.com/210-137
--	--	--

Supus modificărilor.

WAGO Kontakttechnik GmbH & Co. KG
/Representative Office Romania
Sos. Pipera-Tunari nr. 1/1
building 1, 2nd floor | 077190 Voluntari, Ilfov
Tel.: +40-(0)31 421 85 68 | Email: info-RO@wago.com

Aveți întrebări despre produsele noastre?
Vă stăm la dispoziție pentru preluarea apelului la +40 (0) 31 421 85 68.

Descărcări Documentation

Additional Information

Technical explanations

Apr 3, 2019

pdf
2,1 MB

[Descărcare](#)

CAD/CAE-Data

CAE data

EPLAN Data Portal 726-661

[URL](#)

[Descărcare](#)


WSCAD Universe 726-661

[URL](#)

[Descărcare](#)

Installation Notes

Inserting a conductor




CAGE CLAMP® connection


Inserting a conductor via 210-719 Operating Tool (2.5 x 0.4 mm blade).

Testing


Supus modificărilor.



Testing with a 2.3 mm Ø test plug (210-137).




Snapping on an additional module with contact to mounting frame.




Assembling a matrix patchboard with additional module – direct connection to the mounting frame.


Marking



Factory-marked modules



WFB continuous marking strip – fits into the matrix patchboards' marker slot and group marker carrier.



Individual group marking via WSB Quick Marking System.

Side 1: 1, 2, 3, 4 ...

Supus modificărilor.