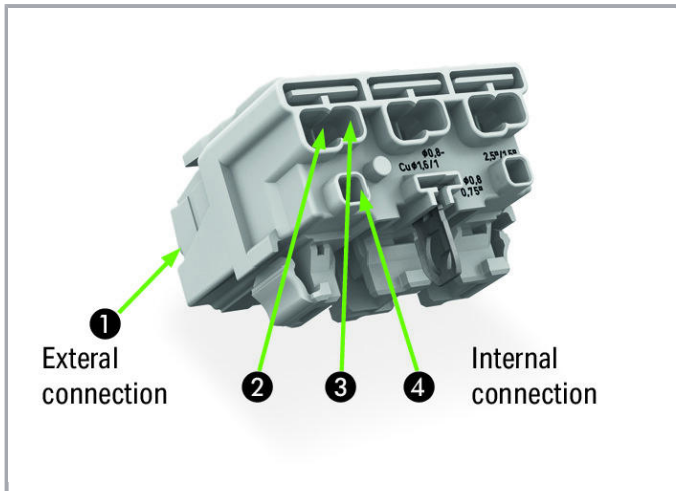
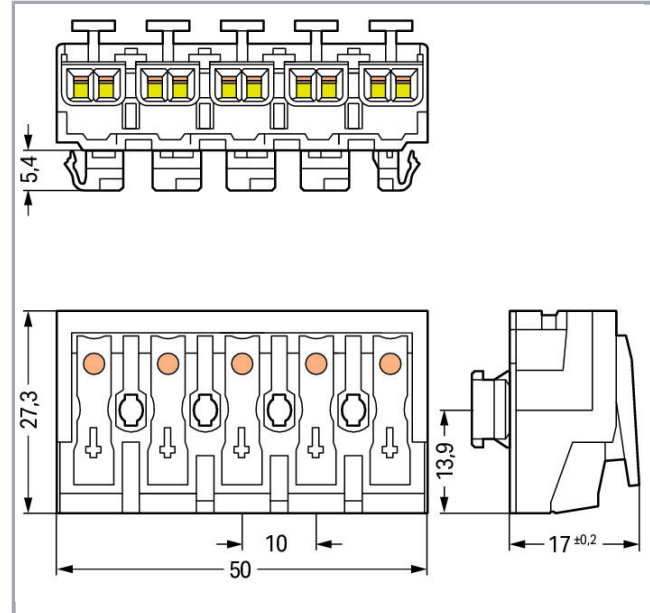



## Fișă tehnică | Număr articol: 294-8015

Lighting connector; push-button, external; for Linect®; without ground contact; L3-L2-L1-PE-N; 5-pole; Cod. A; Lighting side: for solid conductors; Inst. side: for all conductor types; max. 2.5 mm<sup>2</sup>; Surrounding air temperature: max 85°C (T85); 2,50 mm<sup>2</sup>; white

[www.wago.com/294-8015](http://www.wago.com/294-8015)



### Descriere articol

- External connection of solid, stranded and fine-stranded conductors

Supus modificărilor.

WAGO Kontakttechnik GmbH & Co. KG  
/Representative Office Romania  
Sos. Pipera-Tunari nr. 1/1  
building 1, 2nd floor | 077190 Voluntari, Ilfov  
Tel.: +40-(0)31 421 85 68 | Email: info-RO@wago.com

Aveți întrebări despre produsele noastre?  
Vă stăm la dispoziție pentru preluarea apelului la +40 (0) 31 421 85 68.



- Universal conductor termination (AWG, metric)
- Third contact located at the bottom of internal connector end
- - Strain relief plate can be retrofitted

## Date

### Electrical data

#### Ratings per IEC/EN 60664-1

Ratings per	IEC/EN 60998-1
Ratings (note)	Connection points
Nominal voltage (II/2)	500 V
Rated surge voltage (II/2)	4 kV
Rated current	24 A
Ratings per	IEC/EN 60998-2-2
Ratings (note) 2	Connection points
Rated voltage (II/2) 2	500 V
Rated surge voltage (II/2) 2	4 kV
Rated current 2	24 A
Ratings per (3)	IEC/EN 61984
Ratings (note) 3	Linect <sup>®</sup> plug-in connection
Rated voltage (II/2) 3	500 V
Rated surge voltage (II/2) (3)	4 kV
Rated current 3	16 A
Legend (ratings)	(III / 2) $\triangleq$ Overvoltage category III / Pollution degree 2

#### Approvals per UL 1059

Approvals per	UL 1059
---------------	---------

#### Connection data

Connection type (1)	External 1
Connection technology	Push-in CAGE CLAMP <sup>®</sup>
Number of connection points (connection type)	2
Actuation type	Push-button
Actuation type 2	Push-in
Solid conductor	0,5 ... 2,5 mm <sup>2</sup> / 18 ... 12 AWG
Solid conductor; push-in termination	0,5 ... 2,5 mm <sup>2</sup> / 18 ... 12 AWG

Supus modificărilor.

WAGO Kontakttechnik GmbH & Co. KG  
 /Representative Office Romania  
 Sos. Pipera-Tunari nr. 1/1  
 building 1, 2nd floor | 077190 Voluntari, Ilfov  
 Tel.: +40-(0)31 421 85 68 | Email: info-RO@wago.com

Aveți întrebări despre produsele noastre?  
 Vă stăm la dispoziție pentru preluarea apelului la +40 (0) 31 421 85 68.



Stranded conductor	0,5 ... 2,5 mm <sup>2</sup> / 18 ... 14 AWG
Fine-stranded conductor	0,5 ... 2,5 mm <sup>2</sup> / 18 ... 14 AWG
Fine-stranded conductor; with insulated ferrule	0,5 ... 1,5 mm <sup>2</sup> / 18 ... 16 AWG
Fine-stranded conductor; with uninsulated ferrule	0,5 ... 1,5 mm <sup>2</sup> / 18 ... 16 AWG
Fine-stranded conductor; with ferrule; push-in termination	0,5 mm <sup>2</sup> / 18 AWG
Strip length	8 ... 9 mm / 0.31 ... 0.35 inch
Pole No.	5
Connection type 2	Internal 2
Connection technology 2	PUSH WIRE <sup>®</sup>
Number of connection points	1
Solid conductor 2	0,5 ... 2,5 mm <sup>2</sup> / 18 ... 14 AWG
Fine-stranded conductor; with insulated ferrule 2	0,5 ... 1 mm <sup>2</sup> / 18 ... 14 AWG
Fine-stranded conductor; with uninsulated ferrule 2	0,5 ... 1,5 mm <sup>2</sup> / 18 ... 16 AWG
Strip length 2	8 ... 9 mm / 0.31 ... 0.35 inch
Connection type (3)	Internal 3
Connection technology 3	PUSH WIRE <sup>®</sup>
Number of connection points	1
Actuation type 3	Push-in
Solid conductor 3	0,5 ... 1,5 mm <sup>2</sup> / 18 ... 16 AWG
Fine-stranded conductor; with insulated ferrule 3	0,5 ... 0,75 mm <sup>2</sup> / 18 AWG 0,5 ... 0,75mm <sup>2</sup> / 18 AWG
Fine-stranded conductor; with uninsulated ferrule 3	0,5 ... 1 mm <sup>2</sup> / 18 ... 14 AWG
Strip length 3	8 ... 9 mm / 0.31 ... 0.35 inch
Connection type (4)	Internal 4
Connection technology 4	PUSH WIRE <sup>®</sup>
Number of connection points	1
Actuation type 4	Push-in
Solid conductor 4	0,5 ... 0,75 mm <sup>2</sup> / 18 AWG
Strip length (4)	8 ... 9 mm / 0.31 ... 0.35 inch
Total number of potentials	5
Number of connection types	4

### Geometrical Data

Pin spacing	10 mm / 0.394 inch
Width	50 mm / 1.969 inch
Height	22,4 mm / 0.882 inch
Height from the surface	17 mm / 0.669 inch
Depth	27,3 mm / 1.075 inch

Supus modificărilor.

WAGO Kontakttechnik GmbH & Co. KG  
 /Representative Office Romania  
 Sos. Pipera-Tunari nr. 1/1  
 building 1, 2nd floor | 077190 Voluntari, Ilfov  
 Tel.: +40-(0)31 421 85 68 | Email: info-RO@wago.com

Aveți întrebări despre produsele noastre?  
 Vă stăm la dispoziție pentru preluarea apelului la +40 (0) 31 421 85 68.

## Mechanical data

Technologie	Linect
Marking	L3 L2 L1 N

## Material Data

Color	white
Material group	III a
Insulation material	Polycarbonate (PC)
Flammability class per UL94	V0
Clamping spring material	Chrome nickel spring steel (CrNi)
Contact material	Electrolytic copper (E <sub>Cu</sub> )
Contact plating	tin-plated
Fire load	0,33 MJ
Weight	16,2 g

## Environmental Requirements


Temperature stability	120 °C
T marking	T85

## Commercial data

Product Group	8 (Misc. Chassis Mount Blocks)
Packaging type	lamination
Country of origin	CH
GTIN	4050821489245
Customs tariff number	85369010000

## Aprobări / certificate

### Country specific Approvals

Emblemă	Aprobare	Text de aprobare suplimentar	Nume certificat
	ENEC 05 DEKRA Certification B.V.	EN 60998	2128791.01
	VDE VDE Prüf- und Zertifizierungsinstitut	EN 61535	40029808

Supus modificărilor.

WAGO Kontakttechnik GmbH & Co. KG  
/Representative Office Romania  
Sos. Pipera-Tunari nr. 1/1  
building 1, 2nd floor | 077190 Voluntari, Ilfov  
Tel.: +40-(0)31 421 85 68 | Email: info-RO@wago.com

Aveți întrebări despre produsele noastre?  
Vă stăm la dispoziție pentru preluarea apelului la +40 (0) 31 421 85 68.



## Counterpart



Nr. articol 770-6225

Linect® T-connector; 5-pole; Cod. A; 1 input; 2 outputs; white

[www.wago.com/770-6225](http://www.wago.com/770-6225)

## Descărcări

### Documentation

#### Additional Information

Technical explanations	Apr 3, 2019	pdf 3,6 MB	Descărcare
------------------------	-------------	---------------	------------

## CAD/CAE-Data

### CAE data

WSCAD Universe 294-8015	URL	Descărcare
-------------------------	-----	------------

## Installation Notes

Supus modificărilor.