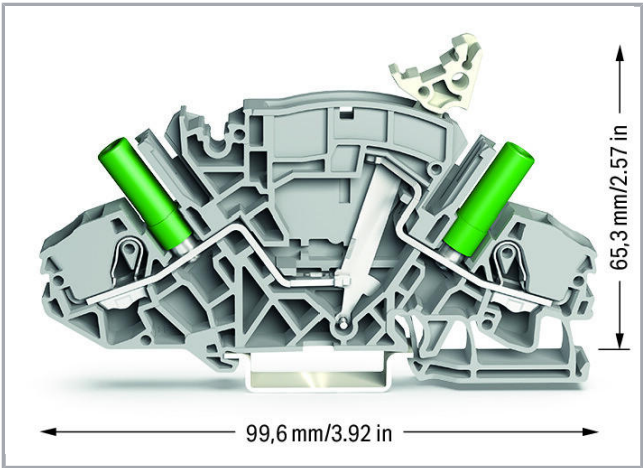
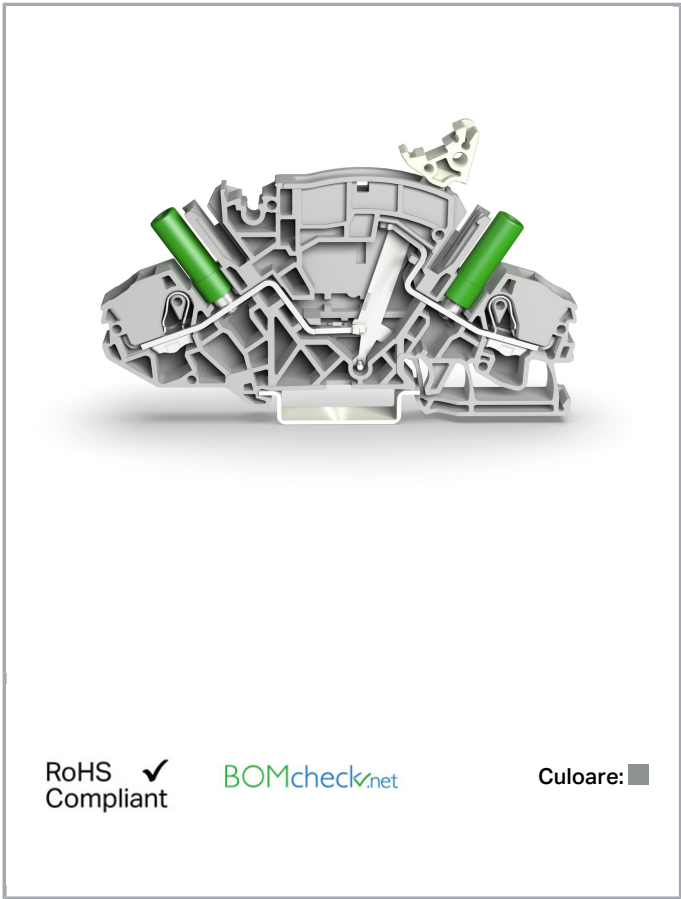


Fișă tehnică | Număr articol: 2007-8811/044-000



2-conductor disconnect/test terminal block; e.g., voltage transformer circuits; with touch-proof test sockets; for 4 mm Ø test plugs; for DIN-rail 35 x 15 and 35 x 7.5; 6 mm²; Push-in CAGE CLAMP®; 6,00 mm²; gray

www.wago.com/2007-8811/044-000



RoHS
Compliant



Culoare: ■

Date

Electrical data

Ratings per IEC/EN 60664-1

Nominal voltage (III/3)	500 V
Rated surge voltage (III/3)	6 kV
Rated current	30 A
Legend (ratings)	(III / 3) ≙ Overvoltage category III / Pollution degree 3

Supus modificărilor.

WAGO Kontakttechnik GmbH & Co. KG
/Representative Office Romania
Sos. Pipera-Tunari nr. 1/1
building 1, 2nd floor | 077190 Voluntari, Ilfov
Tel.: +40-(0)31 421 85 68 | Email: info-RO@wago.com

Aveți întrebări despre produsele noastre?
Vă stăm la dispoziție pentru preluarea apelului la +40 (0) 31 421 85 68.

Approvals per UL 1059

Rated voltage UL (Use Group B)	300 V
Rated current UL (Use Group B)	30 A
Rated voltage UL (Use Group C)	300 V
Rated current UL (Use Group C)	30 A
Rated voltage UL (Use Group D)	300 V
Rated current UL (Use Group D)	10 A
Approvals per	UL 1059

Connection data

Connection technology	Push-in CAGE CLAMP®
Actuation type	Push-in Open Tool Slot
Connectable conductor materials	Copper
Nominal cross-section	6 mm ²
Solid conductor	0,5 ... 10 mm ² / 20 ... 8 AWG
Solid conductor; push-in termination	1 ... 10 mm ² / 14 ... 8 AWG
Fine-stranded conductor	0,5 ... 10 mm ² / 20 ... 8 AWG
Fine-stranded conductor; with insulated ferrule	2,5 ... 6 mm ² / 16 ... 10 AWG
Fine-stranded conductor; with uninsulated ferrule	1,5 ... 6 mm ² / 16 ... 10 AWG
Fine-stranded conductor; with ferrule; push-in termination	2,5 ... 6 mm ² / 16 ... 20 AWG
Strip length	13 ... 15 mm / 0.51 ... 0.59 inch
Total number of connection points	2
Number of levels	1
Wiring type	Front-entry wiring
Number of jumper slots	2

Geometrical Data

Width	8 mm / 0.315 inch
Height from upper-edge of DIN-rail	65,3 mm / 2.571 inch
Depth	99,6 mm / 3.921 inch

Mechanical data

Design	angled
Marking level	Center/side marking

Supus modificărilor.

WAGO Kontakttechnik GmbH & Co. KG
/Representative Office Romania
Sos. Pipera-Tunari nr. 1/1
building 1, 2nd floor | 077190 Voluntari, Ilfov
Tel.: +40-(0)31 421 85 68 | Email: info-RO@wago.com

Aveți întrebări despre produsele noastre?
Vă stăm la dispoziție pentru preluarea apelului la +40 (0) 31 421 85 68.

Material Data




Color	gray
Insulation material	Polyamide 66 (PA 66)
Weight	28,1 g

Commercial data


Packaging type	BOX
Country of origin	CN
GTIN	4055143300278
Customs tariff number	85365080900

Aprobări / certificate

Country specific Approvals

Emblemă	Aprobare	Text de aprobare suplimentar	Nume certificat
	CCA DEKRA Certification B.V.	EN 60947	2198208.01
	CCA DEKRA Certification B.V.	EN 60947	NTR NL-7323
	CSA DEKRA Certification B.V.	C22.2 No. 158	70009679

Ship Approvals

Emblemă	Aprobare	Text de aprobare suplimentar	Nume certificat
	DNV GL Det Norske Veritas, Germanischer Lloyd	-	TAE00001V2

UL-Approvals

Emblemă	Aprobare	Text de aprobare suplimentar	Nume certificat
	cURus	UL 1059	E45172

Supus modificărilor.







UL International Germany GmbH



Counterpart

Produse compatibile

ferrule

	Nr. articol: 216-208 Ferrule; Sleeve for 6 mm ² / AWG 10; insulated; electro-tin plated; electrolytic copper; gastight crimped; acc. to DIN 46228, Part 4/09.90; yellow www.wago.com/216-208
	Nr. articol: 216-262 Ferrule; Sleeve for 0.75 mm ² / 18 AWG; insulated; electro-tin plated; electrolytic copper; gastight crimped; acc. to DIN 46228, Part 4/09.90; gray www.wago.com/216-262
	Nr. articol: 216-263 Ferrule; Sleeve for 1 mm ² / AWG 18; insulated; electro-tin plated; electrolytic copper; gastight crimped; acc. to DIN 46228, Part 4/09.90; red www.wago.com/216-263
	Nr. articol: 216-264 Ferrule; Sleeve for 1.5 mm ² / AWG 16; insulated; electro-tin plated; electrolytic copper; gastight crimped; acc. to DIN 46228, Part 4/09.90; black www.wago.com/216-264
	Nr. articol: 216-266 Ferrule; Sleeve for 2.5 mm ² / AWG 14; insulated; electro-tin plated; electrolytic copper; gastight crimped; acc. to DIN 46228, Part 4/09.90; blue www.wago.com/216-266
	Nr. articol: 216-267 Ferrule; Sleeve for 4 mm ² / AWG 12; insulated; electro-tin plated; electrolytic copper; gastight crimped; acc. to DIN 46228, Part 4/09.90; gray www.wago.com/216-267

General accessories

	Nr. articol: 2007-8899 Lock-out; for disconnect link; yellow www.wago.com/2007-8899
--	---

Protective Warning Marker

	Nr. articol: 2006-115 Protective warning marker; with high-voltage symbol, black; for 5 terminal blocks; yellow www.wago.com/2006-115
--	--

Carrier rail

Nr. articol: 210-112

Supus modificărilor.

WAGO Kontakttechnik GmbH & Co. KG
/Representative Office Romania
Sos. Pipera-Tunari nr. 1/1
building 1, 2nd floor | 077190 Voluntari, Ilfov
Tel.: +40-(0)31 421 85 68 | Email: info-RO@wago.com

Aveți întrebări despre produsele noastre?
Vă stăm la dispoziție pentru preluarea apelului la +40 (0) 31 421 85 68.

Steel carrier rail; 35 x 7.5 mm; 1 mm thick; 2 m long; slotted; according to EN 60715; "Hole width 25 mm www.wago.com/210-112**Nr. articol: 210-113**

Steel carrier rail; 35 x 7.5 mm; 1 mm thick; 2 m long; unslotted; according to EN 60715

www.wago.com/210-113**Nr. articol: 210-114**

Steel carrier rail; 35 x 15 mm; 1.5 mm thick; 2 m long; unslotted; similar to EN 60715

www.wago.com/210-114**Nr. articol: 210-115**

Steel carrier rail; 35 x 7.5 mm; 1 mm thick; 2 m long; slotted; according to EN 60715; "Hole width 18 mm

www.wago.com/210-115**Nr. articol: 210-118**

Steel carrier rail; 35 x 15 mm; 2.3 mm thick; 2 m long; unslotted; according to EN 60715

www.wago.com/210-118**Nr. articol: 210-196**

Aluminum carrier rail; 35 x 8.2 mm; 1.6 mm thick; 2 m long; unslotted; similar to EN 60715; silver-colored

www.wago.com/210-196**Nr. articol: 210-197**

Steel carrier rail; 35 x 15 mm; 1.5 mm thick; 2 m long; slotted; similar to EN 60715

www.wago.com/210-197**Nr. articol: 210-198**

Copper carrier rail; 35 x 15 mm; 2.3 mm thick; 2 m long; unslotted; according to EN 60715; copper-colored

www.wago.com/210-198**Locking lever****Nr. articol: 210-254**

Interlocking link; mechanically locks multiple links; 1 m long; transparent

www.wago.com/210-254**Nr. articol: 282-881**

Locking cover; mechanically locks multiple links; 1-pole; transparent

www.wago.com/282-881**Nr. articol: 282-882**

Locking cover; mechanically locks multiple links; 2-pole; transparent

www.wago.com/282-882**Nr. articol: 282-883**

Locking cover; mechanically locks multiple links; 3-pole; transparent

www.wago.com/282-883**Nr. articol: 282-884**

Locking cover; mechanically locks multiple links; 4-pole; transparent

www.wago.com/282-884**Nr. articol: 282-885**

Locking cover; mechanically locks multiple links; 5-pole; transparent

www.wago.com/282-885**Nr. articol: 282-886**

Locking cover; mechanically locks multiple links; 6-pole; transparent

www.wago.com/282-886**Nr. articol: 282-887**

Locking cover; mechanically locks multiple links; 7-pole; transparent

www.wago.com/282-887**Nr. articol: 282-888**

Locking cover; mechanically locks multiple links; 8-pole; transparent

www.wago.com/282-888**Marking accessories**

Supus modificărilor.

WAGO Kontakttechnik GmbH & Co. KG

/Representative Office Romania















Sos. Pipera-Tunari nr. 1/1

building 1, 2nd floor | 077190 Voluntari, Ilfov

Tel.: +40-(0)31 421 85 68 | Email: info-RO@wago.com

Aveți întrebări despre produsele noastre?

Vă stăm la dispoziție pentru preluarea apelului la +40 (0) 31 421 85 68.

	Nr. articol: 2009-110 Marking strips; on reel; not stretchable; plain; snap-on type; white	www.wago.com/2009-110
	Nr. articol: 2009-115 WMB-Inline; for Smart Printer; 1500 pieces on roll; stretchable 5 - 5.2 mm; plain; snap-on type; white	www.wago.com/2009-115
	Nr. articol: 2009-115/000-002 WMB-Inline; for Smart Printer; 1500 pieces on roll; stretchable 5 - 5.2 mm; plain; snap-on type; yellow	www.wago.com/2009-115/000-002
	Nr. articol: 2009-115/000-006 WMB-Inline; for Smart Printer; 1500 pieces on roll; stretchable 5 - 5.2 mm; plain; snap-on type; blue	www.wago.com/2009-115/000-006
	Nr. articol: 2009-115/000-007 WMB-Inline; for Smart Printer; 1500 pieces on roll; stretchable 5 - 5.2 mm; plain; snap-on type; gray	www.wago.com/2009-115/000-007
	Nr. articol: 2009-115/000-012 WMB-Inline; for Smart Printer; 1500 pieces on roll; stretchable 5 - 5.2 mm; plain; snap-on type; orange	www.wago.com/2009-115/000-012
	Nr. articol: 2009-115/000-017 WMB-Inline; for Smart Printer; 1500 pieces on roll; stretchable 5 - 5.2 mm; plain; snap-on type; light green	www.wago.com/2009-115/000-017
	Nr. articol: 2009-115/000-023 WMB-Inline; for Smart Printer; 1500 pieces on roll; stretchable 5 - 5.2 mm; plain; snap-on type; green	www.wago.com/2009-115/000-023
	Nr. articol: 2009-115/000-024 WMB-Inline; for Smart Printer; 1500 pieces on roll; stretchable 5 - 5.2 mm; plain; snap-on type; violet	www.wago.com/2009-115/000-024
	Nr. articol: 2009-198 Adaptor	www.wago.com/2009-198
	Nr. articol: 793-501 WMB marking card; as card; not stretchable; plain; snap-on type; white	www.wago.com/793-501
	Nr. articol: 793-501/000-002 WMB marking card; as card; not stretchable; plain; snap-on type; yellow	www.wago.com/793-501/000-002
	Nr. articol: 793-501/000-005 WMB marking card; as card; not stretchable; plain; snap-on type; red	www.wago.com/793-501/000-005
	Nr. articol: 793-501/000-006 WMB marking card; as card; not stretchable; plain; snap-on type; blue	www.wago.com/793-501/000-006

Supus modificărilor.

WAGO Kontakttechnik GmbH & Co. KG
 /Representative Office Romania
 Sos. Pipera-Tunari nr. 1/1
 building 1, 2nd floor | 077190 Voluntari, Ilfov
 Tel.: +40-(0)31 421 85 68 | Email: info-RO@wago.com

Aveți întrebări despre produsele noastre?
 Vă stăm la dispoziție pentru preluarea apelului la +40 (0) 31 421 85 68.

**Nr. articol: 793-501/000-007**

WMB marking card; as card; not stretchable; plain; snap-on type; gray

www.wago.com/793-501/000-007**Nr. articol: 793-501/000-012**

WMB marking card; as card; not stretchable; plain; snap-on type; orange

www.wago.com/793-501/000-012**Nr. articol: 793-501/000-017**

WMB marking card; as card; not stretchable; plain; snap-on type; light green

www.wago.com/793-501/000-017**Nr. articol: 793-501/000-023**

WMB marking card; as card; not stretchable; plain; snap-on type; green

www.wago.com/793-501/000-023**Nr. articol: 793-501/000-024**

WMB marking card; as card; not stretchable; plain; snap-on type; violet

www.wago.com/793-501/000-024**tools****Nr. articol: 210-721**

Operating tool; Blade: 5.5 x 0.8 mm; with a partially insulated shaft

www.wago.com/210-721**Jumper****Nr. articol: 282-432**

Jumper; insulated; 2-way; Nominal current 30 A; orange

www.wago.com/282-432**Nr. articol: 282-432/100-000**

Jumper with safety lid; insulated; 2-way; Nominal current 30 A; orange

www.wago.com/282-432/100-000**Nr. articol: 282-433**

Jumper; insulated; 3-way; Nominal current 30 A; orange

www.wago.com/282-433**Nr. articol: 282-433/100-000**

Jumper with safety lid; insulated; 3-way; Nominal current 30 A; orange

www.wago.com/282-433/100-000**Nr. articol: 282-434**

Jumper; insulated; 4-way; Nominal current 30 A; orange

www.wago.com/282-434**Nr. articol: 282-434/100-000**

Jumper with safety lid; insulated; 4-way; Nominal current 30 A; orange

www.wago.com/282-434/100-000**Nr. articol: 282-435**

Jumper; insulated; 5-way; Nominal current 30 A; orange

www.wago.com/282-435**Nr. articol: 282-435/011-000**

Jumper; insulated; 3-way (1-3-5); Nominal current 30 A; special version; orange

www.wago.com/282-435/011-000

Supus modificărilor.



Nr. articol: 282-435/300-000
Jumper; insulated; Nominal current 30 A; orange

www.wago.com/282-435/300-000



Nr. articol: 282-435/301-000
Jumper; orange

www.wago.com/282-435/301-000



Nr. articol: 282-436
Jumper; insulated; 6-way; Nominal current 30 A; orange

www.wago.com/282-436



Nr. articol: 282-436/301-000
Jumper; insulated; 1-2-4-6; Nominal current 30 A; special version; orange

www.wago.com/282-436/301-000



Nr. articol: 282-436/304-000
Jumper; orange

www.wago.com/282-436/304-000



Nr. articol: 282-437
Jumper; insulated; 7-way; Nominal current 30 A; orange

www.wago.com/282-437



Nr. articol: 282-437/011-000
Jumper; insulated; 1-3-5-7; Nominal current 30 A; special version; orange

www.wago.com/282-437/011-000



Nr. articol: 282-437/012-000
Jumper; insulated; 1-4-7; Nominal current 30 A; special version; orange

www.wago.com/282-437/012-000



Nr. articol: 282-438
Jumper; insulated; 8-way; Nominal current 30 A; orange

www.wago.com/282-438



Nr. articol: 282-438/300-000
Jumper; insulated; 1-2-5-8; Nominal current 30 A; special version; orange

www.wago.com/282-438/300-000



Nr. articol: 282-438/301-000
Jumper; insulated; 1-4-7-8; Nominal current 30 A; special version; orange

www.wago.com/282-438/301-000



Nr. articol: 282-439
Jumper; insulated; 9-way; Nominal current 30 A; orange

www.wago.com/282-439



Nr. articol: 282-439/011-000
Jumper; insulated; 1-3-5-7-9; Nominal current 30 A; special version; orange

www.wago.com/282-439/011-000



Nr. articol: 282-440
Jumper; insulated; 10-way; Nominal current 30 A; orange

www.wago.com/282-440

Supus modificărilor.

WAGO Kontakttechnik GmbH & Co. KG
/Representative Office Romania
Sos. Pipera-Tunari nr. 1/1
building 1, 2nd floor | 077190 Voluntari, Ilfov
Tel.: +40-(0)31 421 85 68 | Email: info-RO@wago.com

Aveți întrebări despre produsele noastre?
Vă stăm la dispoziție pentru preluarea apelului la +40 (0) 31 421 85 68.

Descărcări Documentation

Additional Information

Technical explanations	Apr 3, 2019	pdf 2,1 MB	Descărcare
------------------------	-------------	---------------	------------

CAD/CAE-Data

CAD data

2D/3D Models 2007-8811/044-000	URL	Descărcare
--------------------------------	-----	------------

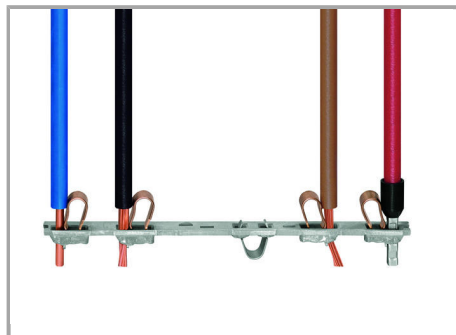
CAE data

EPLAN Data Portal 2007-8811/044-000	URL	Descărcare
-------------------------------------	-----	------------

WSCAD Universe 2007-8811/044-000	URL	Descărcare
----------------------------------	-----	------------

Installation Notes


Conductor termination



All conductor types at a glance


Commoning

Supus modificărilor.




Additional commoning option on the transformer side

Safety




Lock-out prevents accidental operation of disconnect link.




Lock-out snaps into one of two notched positions.


Locking lever



Using locking covers or profiles for adjacent terminal blocks allows disconnect links to be operated simultaneously.




A lock-out seal can be used on the disconnect link in operating position I in combination with an end and separator plate (2007-8893 or 2007-8894).



Interlocking link mechanically locks multiple links for multi-pole switching applications.

Supus modificărilor.



Example for voltage transformer testing

Measuring set for single-phase voltage transformer testing

Terminal blocks required:

1 x disconnect/test terminal block
(2007-8811)


1 x through terminal block (2007-8801)

1 x end plate, orange (2007-8892)

In addition: locking cover, lock-out

Marking

Supus modificărilor.



Marking via WMB Multi markers or marking strips.

Familie de produse

TOPJOB® S

TOPJOB® S: In various industrial applications and modern building installations, WAGO's wide and versatile range of rail-mount terminal blocks provides more than just reliable electrical connections.

Afișare globală produse din familie.

Supus modificărilor.

WAGO Kontakttechnik GmbH & Co. KG
/Representative Office Romania
Sos. Pipera-Tunari nr. 1/1
building 1, 2nd floor | 077190 Voluntari, Ilfov
Tel.: +40-(0)31 421 85 68 | Email: info-RO@wago.com

Aveți întrebări despre produsele noastre?

Vă stăm la dispoziție pentru preluarea apelului la +40 (0) 31 421 85 68.