

## Fișă tehnică | Număr articol: 232-865

THT female header; 0.6 x 1.0 mm solder pin; angled; Pin spacing 7.62 mm; 5-pole; orange

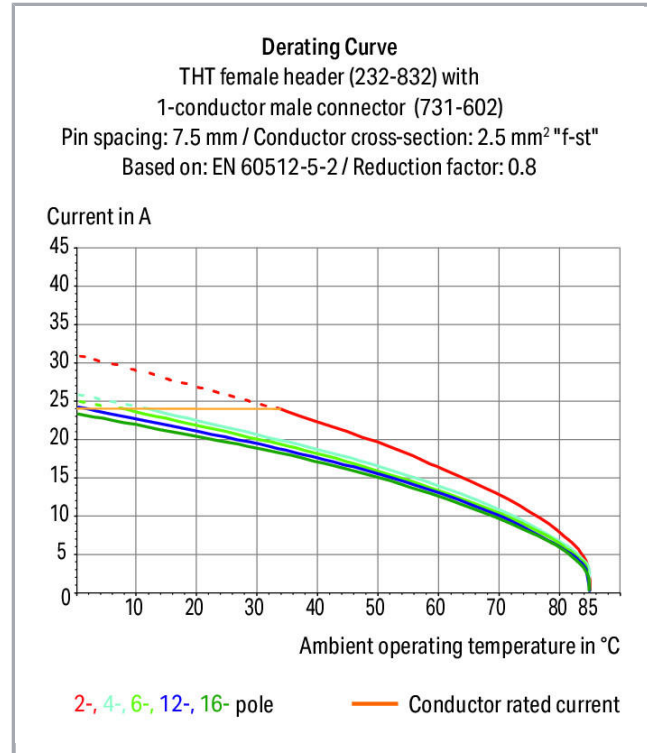
[www.wago.com/232-865](http://www.wago.com/232-865)



RoHS  Compliant

BOMcheck.net

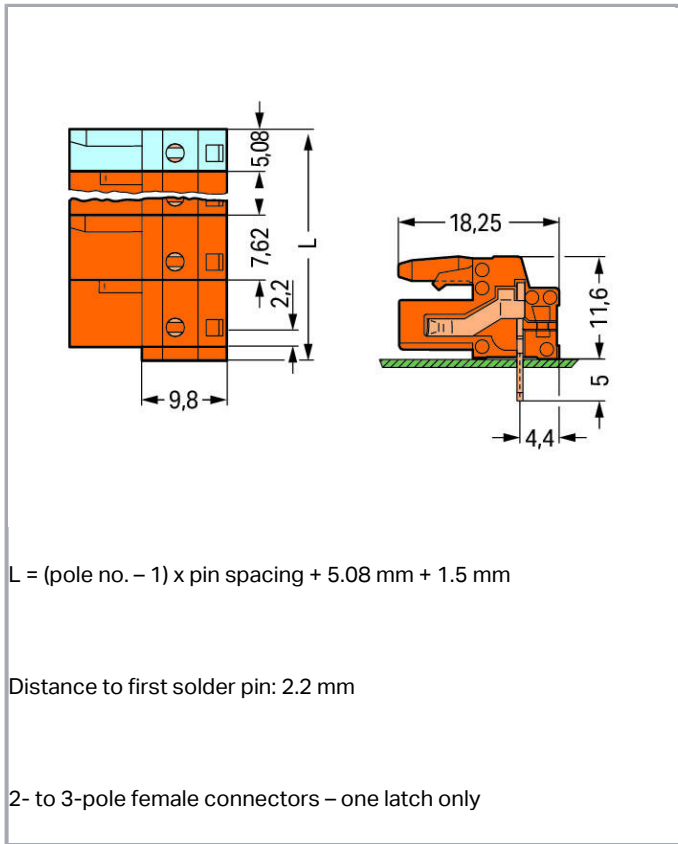
Culoare: ■



Supus modificărilor.

WAGO Kontakttechnik GmbH & Co. KG  
/Representative Office Romania  
Sos. Pipera-Tunari nr. 1/1  
building 1, 2nd floor | 077190 Voluntari, Ilfov  
Tel.: +40-(0)31 421 85 68 | Email: info-RO@wago.com

Aveți întrebări despre produsele noastre?  
Vă stăm la dispoziție pentru preluarea apelului la +40 (0) 31 421 85 68.



## Descriere articol

- Horizontal or vertical PCB mounting via straight or angled solder pins
- For board-to-board and board-to-wire connections
- Touch-proof PCB outputs
- Easy-to-identify PCB inputs and outputs
- With coding fingers

### Safety information 1:

The *MCS – MULTI CONNECTION SYSTEM* includes connectors without breaking capacity in accordance with DIN EN 61984. When used as intended, these connectors must not be connected/disconnected when live or under load. The circuit design should ensure header pins, which can be touched, are not live when unmated.

## Date

### Electrical data

Supus modificărilor.



### Ratings per IEC/EN 60664-1

| Ratings per                 | IEC/EN 60664-1   |
|-----------------------------|--|
| Nominal voltage (III/3)     | 500 V  |
| Rated surge voltage (III/3) | 6 kV   |
| Rated voltage (III/2)       | 630 V  |
| Rated surge voltage (III/2) | 6 kV   |
| Nominal voltage (II/2)      | 1000 V   |
| Rated surge voltage (II/2)  | 6 kV   |
| Rated current               | 12 A   |
| Legend (ratings)            | (III / 2) $\triangleq$ Overvoltage category III / Pollution degree 2 |

### Approvals per UL 1059

|                                |         |
|--------------------------------|---------|
| Rated voltage UL (Use Group B) | 300 V   |
| Rated current UL (Use Group B) | 15 A    |
| Rated voltage UL (Use Group D) | 300 V   |
| Rated current UL (Use Group D) | 10 A    |
| Approvals per                  | UL 1059 |

### Approvals per UL 1977

|                       |       |
|-----------------------|-------|
| Rated voltage UL 1977 | 600 V |
| Rated current UL 1977 | 15 A  |

### Approvals per CSA

|                                 |       |
|---------------------------------|-------|
| Rated voltage CSA (Use Group B) | 300 V |
| Rated current CSA (Use Group B) | 15 A  |
| Rated voltage CSA (Use Group D) | 300 V |
| Rated current CSA (Use Group D) | 10 A  |

### Connection data

|                            |   |
|----------------------------|---|
| Pole No.                   | 5 |
| Total number of potentials | 5 |
| Number of connection types | 1 |
| Number of levels           | 1 |

Supus modificărilor.

WAGO Kontakttechnik GmbH & Co. KG  
 /Representative Office Romania  
 Sos. Pipera-Tunari nr. 1/1  
 building 1, 2nd floor | 077190 Voluntari, Ilfov  
 Tel.: +40-(0)31 421 85 68 | Email: info-RO@wago.com

Aveți întrebări despre produsele noastre?  
 Vă stăm la dispoziție pentru preluarea apelului la +40 (0) 31 421 85 68.



## Geometrical Data

|                                      |                          |
|--------------------------------------|--------------------------|
| Pin spacing                          | 7,62 mm / 0.3 inch       |
| Width                                | 37,06 mm / 1.459 inch    |
| Height                               | 16,6 mm / 0.654 inch     |
| Height from the surface              | 11,6 mm / 0.457 inch     |
| Depth                                | 18,25 mm / 0.719 inch    |
| Solder pin length                    | 5 mm                     |
| Solder pin dimensions                | 0,6 x 1 mm               |
| Drilled hole diameter with tolerance | 1,3 <sup>(+0,1)</sup> mm |

## Plug connection

|                                    |                         |
|------------------------------------|-------------------------|
| Contact type (pluggable connector) | Female connector/socket |
| Connector (connection type)        | for PCB                 |
| Mismating protection               | No                      |
| Mating direction to the PCB        | 0°                      |

## PCB contact

|                                     |  |
|-------------------------------------|--|
| PCB contact                         | THT  |
| Solder pin arrangement              | over the entire female connector (in-line) |
| Number of solder pins per potential | 1  |

## Material Data

|                             |                      |
|-----------------------------|----------------------|
| Color                       | orange               |
| Material group              | I                    |
| Insulation material         | Polyamide 66 (PA 66) |
| Flammability class per UL94 | V0                   |
| Contact material            | Copper alloy         |
| Contact plating             | tin-plated           |
| Fire load                   | 0,105 MJ             |
| Weight                      | 5,7 g                |

## Environmental Requirements

|                         |                |
|-------------------------|----------------|
| Limit temperature range | -60 ... +85 °C |
|-------------------------|----------------|

Supus modificărilor.

WAGO Kontakttechnik GmbH & Co. KG  
 /Representative Office Romania  
 Sos. Pipera-Tunari nr. 1/1  
 building 1, 2nd floor | 077190 Voluntari, Ilfov  
 Tel.: +40-(0)31 421 85 68 | Email: info-RO@wago.com


Aveți întrebări despre produsele noastre?  
 Vă stăm la dispoziție pentru preluarea apelului la +40 (0) 31 421 85 68.

## Commercial data




|                       |                        |
|-----------------------|------------------------|
| Product Group         | 3 (Multi Conn. System) |
| Packaging type        | BOX                    |
| Country of origin     | DE                     |
| GTIN                  | 4044918580243          |
| Customs tariff number | 85366990990            |

## Aprobări / certificate


### Country specific Approvals

| Emblemă  | Aprobare                                     | Text de aprobare suplimentar | Nume certificat |
|--|--|------------------------------|-----------------|
|  | <b>KEMA/KEUR</b><br>DEKRA Certification B.V. | EN 61984                     | 2190761.01      |

### Ship Approvals

| Emblemă   | Aprobare  | Text de aprobare suplimentar | Nume certificat           |
|---|---|------------------------------|---------------------------|
|   | <b>ABS</b><br>American Bureau of Shipping               | -                            | 19-<br>HG15869876-<br>PDA |
|   | <b>DNV GL</b><br>Det Norske Veritas, Germanischer Lloyd | -                            | TAE000016Z                |
|  | <b>LR</b><br>Lloyds Register                            | IEC 61984                    | 96/20035 (E5)             |

### UL-Approvals

| Emblemă  | Aprobare                                    | Text de aprobare suplimentar | Nume certificat     |
|--|---|------------------------------|---------------------|
|  | <b>UR</b><br>Underwriters Laboratories Inc. | UL 1059                      | E45172              |
|  | <b>UR</b><br>Underwriters Laboratories Inc. | UL 1977                      | 20130906-<br>E45171 |

Supus modificărilor.

WAGO Kontakttechnik GmbH & Co. KG  
/Representative Office Romania  
Sos. Pipera-Tunari nr. 1/1  
building 1, 2nd floor | 077190 Voluntari, Ilfov  
Tel.: +40-(0)31 421 85 68 | Email: info-RO@wago.com

Aveți întrebări despre produsele noastre?  
Vă stăm la dispoziție pentru preluarea apelului la +40 (0) 31 421 85 68.



## Counterpart



**Nr. articol** 731-635

1-conductor male connector; 2.5 mm<sup>2</sup>; Pin spacing 7.62 mm; 5-pole; 2,50 mm<sup>2</sup>; orange

[www.wago.com/731-635](http://www.wago.com/731-635)



**Nr. articol** 731-635/019-000

1-conductor male connector; clamping collar; 2.5 mm<sup>2</sup>; Pin spacing 7.62 mm; 5-pole; 2,50 mm<sup>2</sup>; orange

[www.wago.com/731-635/019-000](http://www.wago.com/731-635/019-000)

## Produse compatibile

### Marking accessories



**Nr. articol:** 210-833

Marking strips; on reel; 6 mm wide; plain; Self-adhesive; white

[www.wago.com/210-833](http://www.wago.com/210-833)



**Nr. articol:** 210-834

Marking strips; on reel; 5 mm wide; plain; Self-adhesive; white

[www.wago.com/210-834](http://www.wago.com/210-834)

### check



**Nr. articol:** 210-136

Test plug; 2 mm Ø; with 500 mm cable; red

[www.wago.com/210-136](http://www.wago.com/210-136)



**Nr. articol:** 210-137

Test plug; 2.3 mm Ø; with 500 mm cable; yellow

[www.wago.com/210-137](http://www.wago.com/210-137)



**Nr. articol:** 231-662

Test plugs for female connectors; for 7.5 mm and 7.62 mm pin spacing; 2,50 mm<sup>2</sup>; light gray

[www.wago.com/231-662](http://www.wago.com/231-662)

## Descărcări

### Documentation

#### Additional Information

Technical explanations

Apr 3, 2019

pdf  
3,6 MB

Descărcare

Supus modificărilor.



## CAD/CAE-Data

### CAD data

|                      |                     |                            |
|----------------------|---------------------|----------------------------|
| 2D/3D Models 232-865 | <a href="#">URL</a> | <a href="#">Descărcare</a> |
|----------------------|---------------------|----------------------------|

### CAE data

|                           |                     |                            |
|---------------------------|---------------------|----------------------------|
| EPLAN Data Portal 232-865 | <a href="#">URL</a> | <a href="#">Descărcare</a> |
|---------------------------|---------------------|----------------------------|

### PCB Design

|                              |                     |                            |
|------------------------------|---------------------|----------------------------|
| Symbol and Footprint 232-865 | <a href="#">URL</a> | <a href="#">Descărcare</a> |
|------------------------------|---------------------|----------------------------|

CAX data for your PCB design, consisting of "schematic symbols and PCB footprints", allow easy integration of the WAGO component into your development environment.

### Supported formats:

- Accel EDA 14 & 15
- Altium 6 to current version
- Cadence Allegro
- DesignSpark
- Eagle Libraries
- KiCad
- Mentor Graphics BoardStation
- Mentor Graphics Design Architect
- Mentor Graphics Design Expedition 99 and 2000
- OrCAD 9.X PCB and Capture
- PADS PowerPCB 3, 3.5, 4.X, and 5.X
- PADS PowerPCB and PowerLogic 3.0
- PCAD 2000, 2001, 2002, 2004, and 2006
- Pulsonix 8.5 or newer
- STL
- 3D STEP
- TARGET 3001!
- View Logic ViewDraw
- Quadcept
- Zuken CadStar 3 and 4
- Zuken CR-5000 and CR-8000

PCB Component Libraries (EDA), PCB CAD Library Ultra Librarian

Supus modificărilor.

WAGO Kontakttechnik GmbH & Co. KG  
 /Representative Office Romania  
 Sos. Pipera-Tunari nr. 1/1  
 building 1, 2nd floor | 077190 Voluntari, Ilfov  
 Tel.: +40-(0)31 421 85 68 | Email: info-RO@wago.com

Aveți întrebări despre produsele noastre?  
 Vă stăm la dispoziție pentru preluarea apelului la +40 (0) 31 421 85 68.



## Installation Notes

## Familie de produse

*MCS* MIDI Classic

Afișare globală produse din familie.

Supus modificărilor.

---

WAGO Kontakttechnik GmbH & Co. KG  
/Representative Office Romania  
Sos. Pipera-Tunari nr. 1/1  
building 1, 2nd floor | 077190 Voluntari, Ilfov  
Tel.: +40-(0)31 421 85 68 | Email: info-RO@wago.com

Aveți întrebări despre produsele noastre?  
Vă stăm la dispoziție pentru preluarea apelului la +40 (0) 31 421 85 68.