

Descriere articol

- Protected against mismatching and maintenance-free
- Push-in CAGE CLAMP® spring pressure connection technology allows solid conductors to be simply pushed into a unit
- Compact design with 4.4 mm pole spacing
- Components can be clearly printed on and color-coded to meet custom requirements
- When assembled, the installation connectors complies with IP40 and are suitable for easily accessible areas

Note:

All connectors for mounted installations (snap-in versions for lighting fixtures or devices, all types of PCB and distribution connectors) are factory-equipped with locking levers to ensure plugs and sockets are securely locked. Additional locking levers are only required for flying leads (plug /socket).

Note on mismatching protection:

All WINSTA® components are 100% protected against mismatching when:

- a.) plugging different numbers of poles
- b.) plugging while rotated 180
- c.) plugging while laterally staggered
- d.) plugging one pole

Supus modificărilor.

**Safety information 1:**

Application note for the U.S. market (USR): Some versions may also be used for current interruption in accordance with the UL certificate in select applications with currents below 5 A and voltages up to 600 V. For further information, please contact your local sales office.

Date**Electrical data**

| | |
|----------------------------|---|
| Note on Contact Resistance | approx. 1 mΩ of contact resistance approx. 0.25 mΩ contact transition plug/socket |
|----------------------------|---|

Ratings per IEC/EN 60664-1

| Ratings per | IEC/EN 60664-1 |
|-----------------------------|---|
| Nominal voltage (III/3) | 400 V |
| Rated surge voltage (III/3) | 6 kV |
| Rated current | 16 A |
| Note on rated current | 13 A for 3-pole load 10 A for 4-pole load |
| Legend (ratings) | (III / 3) ≙ Overvoltage category III / Pollution degree 3 |

Approvals per UL 1977

| | |
|-----------------------|-------|
| Rated voltage UL 1977 | 600 V |
| Rated current UL 1977 | 12 A |

Connection data

| | |
|--|---|
| Connection technology | Push-in CAGE CLAMP® |
| Actuation type | Operating tool Push-in |
| Nominal cross-section | 1,5 mm ² |
| Solid conductor | 0,25 ... 1,5 mm ² / 22 ... 16 AWG |
| Solid conductor; push-in termination | 0,75 ... 1,5 mm ² / 20 ... 16 AWG |
| Stranded conductor | 0,25 ... 1 mm ² / 22 ... 18 AWG |
| Fine-stranded conductor | 0,25 ... 1,5 mm ² / 22 ... 16 AWG |
| Fine-stranded conductor; with insulated ferrule | 0,25 ... 0,75 mm ² / 22 ... 20 AWG |
| Fine-stranded conductor; with uninsulated ferrule | 0,25 ... 0,75 mm ² / 22 ... 20 AWG |
| Fine-stranded conductor; with ferrule; push-in termination | 0,75 mm ² / 20 AWG |
| Strip length | 9 mm / 0.35 inch |
| Note (strip length) | see also packaging or instructions |
| Pole No. | 4 |
| Total number of connection points | 4 |

Supus modificărilor.

WAGO Kontakttechnik GmbH & Co. KG
/Representative Office Romania
Sos. Pipera-Tunari nr. 1/1
building 1, 2nd floor | 077190 Voluntari, Ilfov
Tel.: +40-(0)31 421 85 68 | Email: info-RO@wago.com

Aveți întrebări despre produsele noastre?
Vă stăm la dispoziție pentru preluarea apelului la +40 (0) 31 421 85 68.



| | |
|---|----|
| Total number of potentials | 4 |
| Conductor entry direction to mating direction | 0° |

Geometrical Data

| | |
|-------------|----------------------|
| Pin spacing | 4,4 mm / 0.173 inch |
| Width | 19,2 mm / 0.756 inch |
| Height | 11,7 mm / 0.461 inch |
| Depth | 34,1 mm / 1.343 inch |

Mechanical data

| | |
|---|--|
| Coding | B |
| Mating force of a plug-in connection | approx. 20 ... 70 N (depending on pole number) |
| Retention force of a plug-in connection | Locked: > 80 N |
| Unmating force of a plug-in connection | Unlocked: approx. 20 ... 70 N (depending on pole number) |
| Number of mating cycles | 200, without resistive load 100, with resistive load $I_N = 16$ A, tested (1.5 mm ² /16 AWG) |
| Marking | 2L 1L L |
| Protection type | IP20 |
| Note on protection type | IP40 when mated with strain relief housing |
| Potential marking | 2L 1L L |

Plug connection

| | |
|------------------------------------|---------------------|
| Contact type (pluggable connector) | Male connector/plug |
| Connector (connection type) | for conductor |
| Mismating protection | Yes |
| Locking of plug-in connection | locking lever |
| Locking lever | retrofitable |

Material Data

| | |
|--------------------------|--|
| Color | gray |
| Insulation material | Polyamide 66 (PA 66) |
| Clamping spring material | Chrome nickel spring steel (CrNi) |
| Contact material | Copper or copper alloy (surface-treated) |
| Fire load | 0,099 MJ |

Supus modificărilor.

WAGO Kontakttechnik GmbH & Co. KG
/Representative Office Romania
Sos. Pipera-Tunari nr. 1/1
building 1, 2nd floor | 077190 Voluntari, Ilfov
Tel.: +40-(0)31 421 85 68 | Email: info-RO@wago.com

Aveți întrebări despre produsele noastre?
Vă stăm la dispoziție pentru preluarea apelului la +40 (0) 31 421 85 68.

| | |
|--------|-------|
| Weight | 4,6 g |
|--------|-------|

Environmental Requirements


| | |
|--|--|
| Processing temperature | -5 ... +40 °C |
| Continuous operating temperature | -35 ... +85 °C |
| Note on continuous operating temperature | Insulating parts for temperatures ≤ 105 °C |

Commercial data


| | |
|-----------------------|---------------|
| Packaging type | BOX |
| Country of origin | PL |
| GTIN | 4055143523684 |
| Customs tariff number | 85366990990 |

Aprobări / certificate

Country specific Approvals

| Emblemă | Aprobare | Text de aprobare suplimentar | Nume certificat |
|---|---------------------------------------|------------------------------|-----------------|
|  | CB DEKRA Certification B.V. | EN 61984 | 71- 100413 |

Ship Approvals

| Emblemă | Aprobare | Text de aprobare suplimentar | Nume certificat |
|---|------------------------------|------------------------------|----------------------|
|  | LR Lloyds Register | EN 61535 | 08 /20047 (E2) |

Counterpart



Nr. articol890-244/064-000
Socket; 4-pole; Cod. B; 1,50 mm²; gray

www.wago.com/890-244/064-000



Nr. articol890-744/064-000
Snap-in socket; 4-pole; Cod. B; 1,50 mm²; gray

www.wago.com/890-744/064-000

Produse compatibile

Supus modificărilor.

WAGO Kontakttechnik GmbH & Co. KG
/Representative Office Romania
Sos. Pipera-Tunari nr. 1/1
building 1, 2nd floor | 077190 Voluntari, Ilfov
Tel.: +40-(0)31 421 85 68 | Email: info-RO@wago.com

Aveți întrebări despre produsele noastre?
Vă stăm la dispoziție pentru preluarea apelului la +40 (0) 31 421 85 68.

tools



Nr. articol: 210-719

Operating tool; Blade: 2.5 x 0.4 mm; with a partially insulated shaft

www.wago.com/210-719

Descărcări

CAD/CAE-Data

CAD data

2D/3D Models 890-254/064-000

URL

Descărcare

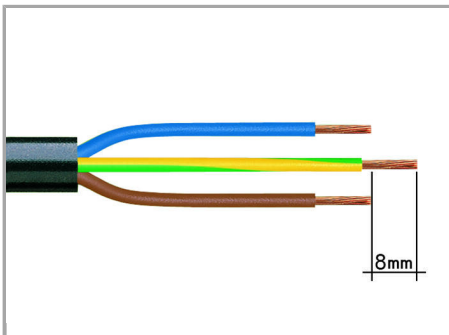
CAE data

WSCAD Universe 890-254/064-000

URL

Descărcare


Installation Notes




1. Strip length, outer insulation = 30 mm (2-pole), 37 mm (3-pole), 45 mm (4- and 5-pole)

2. Strip length = 9 mm

3. Extended ground conductor = 8 mm




To terminate fine-stranded conductors, open the clamping unit via screwdriver (2.5 mm blade width) and insert a stripped conductor until it hits backstop. Terminate solid conductors by simply pushing them in.



To terminate fine-stranded conductors, open clamping units via operating tool (890-382) and insert stripped conductors until they hit backstop.

Terminate solid conductors by simply pushing them in.


Supus modificărilor.




To terminate fine-stranded conductors, open clamping units via operating tool (890-383) and insert stripped conductors until they hit backstop.

Terminate solid conductors by simply pushing them in.

Installation



Latch wired connector onto the base of the strain relief housing.




Push down strain relief clamp by hand.




Push down strain relief clamp via 2.5 mm screwdriver alternately on both sides.

Supus modificărilor.




Latch the top of the strain relief housing.




The printed marking of the connector is clearly visible in the openings of the strain relief housing.

Mismatching protection



B-coded connectors with different colors can be plugged together.



B-coded connectors (shown in gray) not only differ in color, but also in their design, making them incompatible with other coded connectors.



Important note:

Different colors and/or pole marking are used for circuit identification. Only connectors of the same color and same pole marking must be plugged together.

Familie de produse

<i>WINSTA</i>® MINI special
Afișare globală produse din familie.

Supus modificărilor.