

# Fișă tehnică | Număr articol: 234-536

PCB terminal block; push-button; 0.5 mm<sup>2</sup>; Pin spacing 2.54 mm; 36-pole;  
CAGE CLAMP®; 0,50 mm<sup>2</sup>; orange



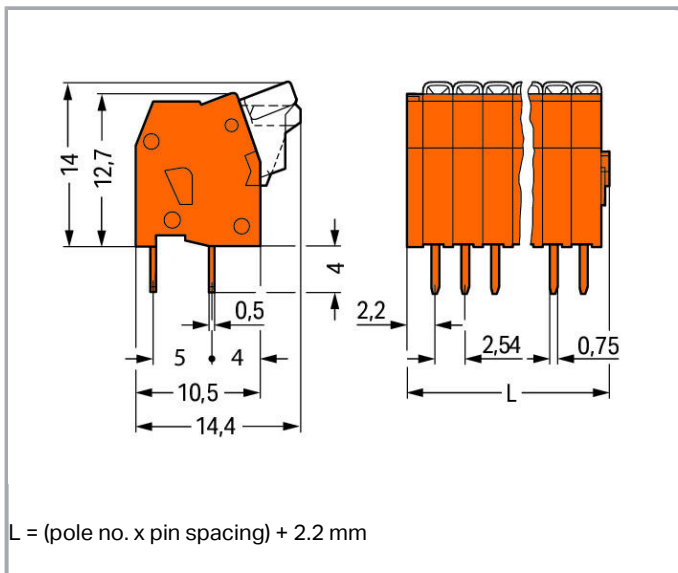
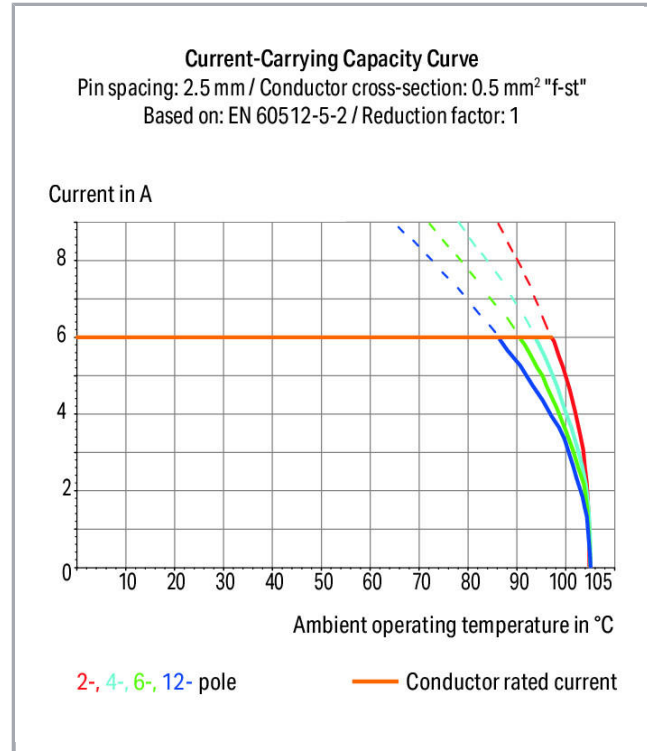
[www.wago.com/234-536](http://www.wago.com/234-536)



RoHS  Compliant

BOMcheck.net

Culoare: ■



Supus modificărilor.

WAGO Kontakttechnik GmbH & Co. KG  
/Representative Office Romania  
Sos. Pipera-Tunari nr. 1/1  
building 1, 2nd floor | 077190 Voluntari, Ilfov  
Tel.: +40-(0)31 421 85 68 | Email: info-RO@wago.com

Aveți întrebări despre produsele noastre?  
Vă stăm la dispoziție pentru preluarea apelului la +40 (0) 31 421 85 68.



## Descriere articol

- PCB terminal strips with push-buttons and CAGE CLAMP® connection
- Double solder pins for high mechanical stability on PCB
- Ideal for in-the-field wiring thanks to simplified push-button actuation
- Convenient, tool-free operation

## Date

### Electrical data

#### Ratings per IEC/EN 60664-1

| Ratings per                 | IEC/EN 60664-1  |
|-----------------------------|---|
| Nominal voltage (III/3)     | 63 V  |
| Rated surge voltage (III/3) | 2,5 kV  |
| Rated voltage (III/2)       | 160 V   |
| Rated surge voltage (III/2) | 2,5 kV  |
| Nominal voltage (II/2)      | 320 V   |
| Rated surge voltage (II/2)  | 2,5 kV  |
| Rated current               | 6 A   |
| Legend (ratings)            | (III / 2) ≙ Overvoltage category III / Pollution degree 2 |

#### Approvals per UL 1059

|                                |         |
|--------------------------------|---------|
| Rated voltage UL (Use Group B) | 150 V   |
| Rated current UL (Use Group B) | 4 A     |
| Approvals per                  | UL 1059 |

#### Approvals per CSA

|                                 |       |
|---------------------------------|-------|
| Rated voltage CSA (Use Group B) | 150 V |
| Rated current CSA (Use Group B) | 4 A   |

### Connection data

|                         |  |
|-------------------------|--|
| Connection technology   | CAGE CLAMP®                                  |
| Actuation type          | Push-button                                  |
| Solid conductor         | 0,08 ... 0,5 mm <sup>2</sup> / 28 ... 20 AWG |
| Fine-stranded conductor | 0,08 ... 0,5 mm <sup>2</sup> / 28 ... 20 AWG |

Supus modificărilor.

WAGO Kontakttechnik GmbH & Co. KG  
 /Representative Office Romania  
 Sos. Pipera-Tunari nr. 1/1  
 building 1, 2nd floor | 077190 Voluntari, Ilfov  
 Tel.: +40-(0)31 421 85 68 | Email: info-RO@wago.com

Aveți întrebări despre produsele noastre?  
 Vă stăm la dispoziție pentru preluarea apelului la +40 (0) 31 421 85 68.



|   |                                |
|---|--------------------------------|
| Fine-stranded conductor; with insulated ferrule   | 0,25 mm <sup>2</sup>           |
| Fine-stranded conductor; with uninsulated ferrule | 0,25 mm <sup>2</sup>           |
| Strip length                                      | 5 ... 6 mm / 0.2 ... 0.24 inch |
| Conductor connection direction to PCB             | 90°                            |
| Pole No.  | 36                             |
| Total number of connection points                 | 36                             |
| Total number of potentials                        | 36                             |
| Number of connection types                        | 1                              |
| Number of levels                                  | 1                              |

### Geometrical Data

|                                      |                       |
|--------------------------------------|-----------------------|
| Pin spacing                          | 2,54 mm / 0.1 inch    |
| Width                                | 93,64 mm / 3.687 inch |
| Height                               | 18 mm / 0.709 inch    |
| Height from the surface              | 14 mm / 0.551 inch    |
| Depth                                | 14,4 mm / 0.567 inch  |
| Solder pin length                    | 4 mm                  |
| Solder pin dimensions                | 0,5 x 0,75 mm         |
| Drilled hole diameter with tolerance | 1,1 (+0,1) mm         |

### PCB contact

|                                     |  |
|-------------------------------------|--|
| PCB contact                         | THT                                      |
| Solder pin arrangement              | over the entire terminal strip (in-line) |
| Number of solder pins per potential | 2  |

### Material Data

|                             |  |
|-----------------------------|--|
| Color                       | orange                                 |
| Material group              | I                                      |
| Insulation material         | Polyamide 66 (PA 66)                   |
| Flammability class per UL94 | V0                                     |
| Clamping spring material    | Chrome nickel spring steel (CrNi)      |
| Contact material            | Electrolytic copper (E <sub>Cu</sub> ) |
| Contact plating             | tin-plated                             |
| Fire load                   | 0,256 MJ                               |
| Weight                      | 16,6 g                                 |

Supus modificărilor.

WAGO Kontakttechnik GmbH & Co. KG  
 /Representative Office Romania  
 Sos. Pipera-Tunari nr. 1/1  
 building 1, 2nd floor | 077190 Voluntari, Ilfov  
 Tel.: +40-(0)31 421 85 68 | Email: info-RO@wago.com

Aveți întrebări despre produsele noastre?  
 Vă stăm la dispoziție pentru preluarea apelului la +40 (0) 31 421 85 68.

## Environmental Requirements






Limit temperature range -60 ... +105 °C

## Commercial data

|                       |                     |
|-----------------------|---------------------|
| Product Group         | 4 (Printed Circuit) |
| Packaging type        | BOX                 |
| Country of origin     | CH                  |
| GTIN                  | 4044918652810       |
| Customs tariff number | 85369010000         |

## Aprobări / certificate

### Country specific Approvals

| Emblemă  | Aprobare                        | Text de aprobare suplimentar | Nume certificat |
|--|---------------------------------|------------------------------|-----------------|
|    | CCA<br>DEKRA Certification B.V. | EN 60998                     | NTR NL<br>6946  |
|  | CCA<br>DEKRA Certification B.V. | EN 60998                     | 2153951.01      |
|  | CCA<br>DEKRA Certification B.V. | EN 60947                     | 2169331.03      |
|  | CCA<br>DEKRA Certification B.V. | EN 60947-7-4                 | NTR NL-<br>7270 |
|  | CSA<br>DEKRA Certification B.V. | C22.2                        | 1465035         |

### Ship Approvals

| Emblemă | Aprobare                           | Text de aprobare suplimentar | Nume certificat          |
|---------|------------------------------------|------------------------------|--------------------------|
|         | ABS<br>American Bureau of Shipping | -                            | 19-<br>HG1869876-<br>PDA |

Supus modificărilor.




DNV GL

Det Norske Veritas, Germanischer Lloyd

TAE000016Z

## UL-Approvals

| Emblemă  | Aprobare                            | Text de aprobare suplimentar | Nume certificat     |
|--|-------------------------------------|------------------------------|---------------------|
|  | UL<br>UL International Germany GmbH | UL 1059                      | 20190731-<br>E45172 |


## Counterpart

## Produse compatibile

## Marking accessories

|  |  |
|--|--|
| <b>Nr. articol: 210-331/254-202</b><br>Marking strips; as a DIN A4 sheet; MARKED; 1-16 (400x); Height of marker strip: 2.3 mm/0.091 in; Strip length 182 mm; Horizontal marking; Self-adhesive; white  | <a href="http://www.wago.com/210-331/254-202">www.wago.com/210-331/254-202</a> |
| <b>Nr. articol: 210-331/254-204</b><br>Marking strips; as a DIN A4 sheet; MARKED; 17-32 (400x); Height of marker strip: 2.3 mm/0.091 in; Strip length 182 mm; Horizontal marking; Self-adhesive; white | <a href="http://www.wago.com/210-331/254-204">www.wago.com/210-331/254-204</a> |
| <b>Nr. articol: 210-331/254-206</b><br>Marking strips; as a DIN A4 sheet; MARKED; 33-48 (400x); Height of marker strip: 2.3 mm/0.091 in; Strip length 182 mm; Horizontal marking; Self-adhesive; white | <a href="http://www.wago.com/210-331/254-206">www.wago.com/210-331/254-206</a> |
| <b>Nr. articol: 210-331/254-207</b><br>Marking strips; as a DIN A4 sheet; MARKED; 1-48 (100x); Height of marker strip: 2.3 mm/0.091 in; Strip length 182 mm; Horizontal marking; Self-adhesive; white  | <a href="http://www.wago.com/210-331/254-207">www.wago.com/210-331/254-207</a> |

## ferrule

|  |  |
|--|--|
|  <b>Nr. articol: 216-131</b><br>Ferrule; Sleeve for 0.25 mm <sup>2</sup> / AWG 24; uninsulated; electro-tin plated | <a href="http://www.wago.com/216-131">www.wago.com/216-131</a> |
| <b>Nr. articol: 216-151</b><br>Ferrule; Sleeve for 0.25 mm <sup>2</sup> / AWG 24; uninsulated; electro-tin plated  | <a href="http://www.wago.com/216-151">www.wago.com/216-151</a> |

Supus modificărilor.

WAGO Kontakttechnik GmbH & Co. KG  
/Representative Office Romania  
Sos. Pipera-Tunari nr. 1/1  
building 1, 2nd floor | 077190 Voluntari, Ilfov  
Tel.: +40-(0)31 421 85 68 | Email: info-RO@wago.com

Aveți întrebări despre produsele noastre?  
Vă stăm la dispoziție pentru preluarea apelului la +40 (0) 31 421 85 68.

**Nr. articol: 216-301**Ferrule; Sleeve for 0.25 mm<sup>2</sup> / AWG 24; insulated; electro-tin plated; yellow[www.wago.com/216-301](http://www.wago.com/216-301)**Nr. articol: 216-321**Ferrule; Sleeve for 0.25 mm<sup>2</sup> / AWG 24; insulated; electro-tin plated; yellow[www.wago.com/216-321](http://www.wago.com/216-321)**tools****Nr. articol: 210-648**

Operating tool; Blade: 2.5 x 0.4 mm; with a partially insulated shaft; angled; short

[www.wago.com/210-648](http://www.wago.com/210-648)**Nr. articol: 210-719**

Operating tool; Blade: 2.5 x 0.4 mm; with a partially insulated shaft

[www.wago.com/210-719](http://www.wago.com/210-719)**Descărcări****Documentation****Additional Information**

Technical explanations

Apr 3, 2019

pdf  
3,6 MB

Descărcare

**CAD/CAE-Data****CAD data**

2D/3D Models 234-536

URL

Descărcare

**CAE data**

EPLAN Data Portal 234-536

URL

Descărcare

**PCB Design**

Symbol and Footprint 234-536

URL

Descărcare

CAX data for your PCB design, consisting of "schematic symbols and PCB footprints", allow easy integration of the WAGO component into your development environment.

**Supported formats:**

- Accel EDA 14 & 15
- Altium 6 to current version
- Cadence Allegro
- DesignSpark
- Eagle Libraries

Supus modificărilor.


- KiCad
- Mentor Graphics BoardStation
- Mentor Graphics Design Architect
- Mentor Graphics Design Expedition 99 and 2000
- OrCAD 9.X PCB and Capture
- PADS PowerPCB 3, 3.5, 4.X, and 5.X
- PADS PowerPCB and PowerLogic 3.0
- PCAD 2000, 2001, 2002, 2004, and 2006
- Pulsonix 8.5 or newer
- STL
- 3D STEP
- TARGET 3001!
- View Logic ViewDraw
- Quadcept
- Zuken CadStar 3 and 4
- Zuken CR-5000 and CR-8000

PCB Component Libraries (EDA), PCB CAD Library Ultra Librarian

---

## Installation Notes

### Conductor termination



Nominal cross-section: 0.5 mm<sup>2</sup> (20 AWG);

Inserting/removing a conductor.

0.75 mm<sup>2</sup> (18 AWG) only in every other position


### Marking

Supus modificărilor.

---

WAGO Kontakttechnik GmbH & Co. KG  
/Representative Office Romania  
Sos. Pipera-Tunari nr. 1/1  
building 1, 2nd floor | 077190 Voluntari, Ilfov  
Tel.: +40-(0)31 421 85 68 | Email: info-RO@wago.com

Aveți întrebări despre produsele noastre?  
Vă stăm la dispoziție pentru preluarea apelului la +40 (0) 31 421 85 68.



Labeling via self-adhesive marking strips or factory direct marking.

Supus modificărilor.

WAGO Kontakttechnik GmbH & Co. KG  
/Representative Office Romania  
Sos. Pipera-Tunari nr. 1/1  
building 1, 2nd floor | 077190 Voluntari, Ilfov  
Tel.: +40-(0)31 421 85 68 | Email: [info-RO@wago.com](mailto:info-RO@wago.com)

Aveți întrebări despre produsele noastre?  
Vă stăm la dispoziție pentru preluarea apelului la +40 (0) 31 421 85 68.