

## Fișă tehnică | Număr articol: 243-744/000-006

4-conductor modular PCB connector; for individual solder pins; 0.8 mm Ø;  
Pin spacing 5.75 mm; 4-pole; blue

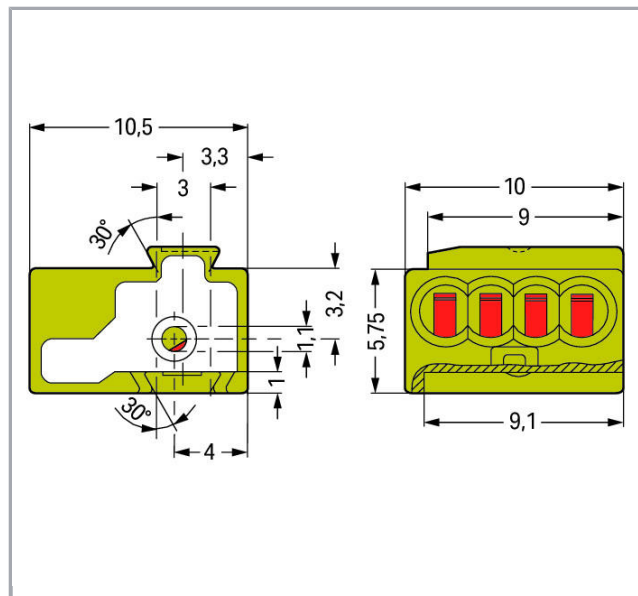
[www.wago.com/243-744/000-006](http://www.wago.com/243-744/000-006)



RoHS Compliant

[BOMcheck.net](https://www.bomcheck.net)

Culoare:



### Descriere articol

- Compact, 4-conductor PCB connectors with PUSH WIRE® connection
- Can be assembled to connector strips via dovetail joints
- Push-in termination of solid conductors
- Four entries for power supply and potential distribution
- Quick and easy PCB replacement, without disrupting looped-through potentials

Supus modificărilor.

WAGO Kontakttechnik GmbH & Co. KG  
/Representative Office Romania  
Sos. Pipera-Tunari nr. 1/1  
building 1, 2nd floor | 077190 Voluntari, Ilfov  
Tel.: +40-(0)31 421 85 68 | Email: [info-RO@wago.com](mailto:info-RO@wago.com)

Aveți întrebări despre produsele noastre?  
Vă stăm la dispoziție pentru preluarea apelului la +40 (0) 31 421 85 68.

**Date****Electrical data****Ratings per IEC/EN 60664-1**

Ratings per	IEC/EN 60664-1
Nominal voltage (III/3)	250 V
Rated surge voltage (III/3)	4 kV
Rated voltage (III/2)	320 V
Rated surge voltage (III/2)	4 kV
Nominal voltage (II/2)	630 V
Rated surge voltage (II/2)	4 kV
Rated current	6 A
Legend (ratings)	(III / 2) ≙ Overvoltage category III / Pollution degree 2

**Approvals per UL 1059**

Rated voltage UL (Use Group B)	150 V
Rated current UL (Use Group B)	7 A
Rated voltage UL (Use Group D)	150 V
Rated current UL (Use Group D)	7 A
Approvals per	UL 1059

**Approvals per CSA**

Rated voltage CSA (Use Group B)	150 V
Rated current CSA (Use Group B)	7 A
Rated voltage CSA (Use Group D)	150 V
Rated current CSA (Use Group D)	7 A

**Connection data**

Connection technology	PUSH WIRE®
Connectable conductor materials	Copper
Solid conductor	0.5 ... 1 mm <sup>2</sup> / 24 ... 18 AWG
Conductor diameter	0.5 ... 1 mm
Strip length	5 ... 6 mm / 0.2 ... 0.24 inch
Conductor connection direction to PCB	0°
Pole No.	4
Total number of connection points	16

Supus modificărilor.

WAGO Kontakttechnik GmbH & Co. KG  
 /Representative Office Romania  
 Sos. Pipera-Tunari nr. 1/1  
 building 1, 2nd floor | 077190 Voluntari, Ilfov  
 Tel.: +40-(0)31 421 85 68 | Email: info-RO@wago.com

Aveți întrebări despre produsele noastre?  
 Vă stăm la dispoziție pentru preluarea apelului la +40 (0) 31 421 85 68.



Total number of potentials	4
Number of connection types	1
Number of levels	1

### Geometrical Data

Pin spacing	5.75 mm / 0.226 inch
Width	23 mm / 0.906 inch
Height	10 mm / 0.394 inch
Depth	10.5 mm / 0.413 inch
Solder pin length	4,5 mm
Solder pin diameter	1 mm
Drilled hole diameter with tolerance	1.2 <sup>(-0.05 ... +0.05)</sup> mm

### Plug connection

Contact type (pluggable connector)	Female connector/socket
Connector (connection type)	for PCBs
Mating direction to the PCB	90°

### PCB contact

PCB contact	THT
-------------	-----

### Material Data

Color	blue
Material group	I
Insulation material	Polyamide 66 (PA 66)
Flammability class per UL94	V0
Clamping spring material	Copper alloy
Contact material	Electrolytic copper (E <sub>Cu</sub> )
Contact plating	tin-plated
Fire load	0,048 MJ
Weight	3,1 g

### Environmental Requirements

Limit temperature range	-60 ... +105 °C
-------------------------	-----------------

Supus modificărilor.

WAGO Kontakttechnik GmbH & Co. KG  
 /Representative Office Romania  
 Sos. Pipera-Tunari nr. 1/1  
 building 1, 2nd floor | 077190 Voluntari, Ilfov  
 Tel.: +40-(0)31 421 85 68 | Email: info-RO@wago.com





Aveți întrebări despre produsele noastre?  
 Vă stăm la dispoziție pentru preluarea apelului la +40 (0) 31 421 85 68.

## Commercial data


Packaging type	BOX
Country of origin	DE
GTIN	4044918441599
Customs tariff number	85369010000

## Aprobări / certificate

### Country specific Approvals

Emblemă	Aprobare	Text de aprobare suplimentar	Nume certificat
	CCA DEKRA Certification B.V.	EN 60998	NTR NL 7486
	CSA DEKRA Certification B.V.	C22.2	70048857
	CSA DEKRA Certification B.V.	C22.2	70048857
	KEMA/KEUR DEKRA Certification B.V.	EN 60998	2193300.01

### Ship Approvals

Emblemă	Aprobare	Text de aprobare suplimentar	Nume certificat
	ABS American Bureau of Shipping	-	18- HG1755093- PDA

## Counterpart

## Produce compatibile

### Marking accessories

Supus modificărilor.

WAGO Kontakttechnik GmbH & Co. KG  
/Representative Office Romania  
Sos. Pipera-Tunari nr. 1/1  
building 1, 2nd floor | 077190 Voluntari, Ilfov  
Tel.: +40-(0)31 421 85 68 | Email: info-RO@wago.com

Aveți întrebări despre produsele noastre?  
Vă stăm la dispoziție pentru preluarea apelului la +40 (0) 31 421 85 68.



Nr. articol: 210-332/575-103

Marking strips; as a DIN A4 sheet; MARKED; 1-12 (160x); Height of marker strip: 3 mm; Strip length 182 mm; Horizontal marking; Self-adhesive; white

[www.wago.com/210-332/575-103](http://www.wago.com/210-332/575-103)

## Descărcări

### Documentation

#### Additional Information

Technical explanations

Apr 3, 2019

pdf  
3,6 MB

Descărcare

### CAD/CAE-Data

#### CAE data

EPLAN Data Portal 243-744/000-006

URL

Descărcare

#### PCB Design

Symbol and Footprint 243-744/000-006

URL

Descărcare

CAX data for your PCB design, consisting of "schematic symbols and PCB footprints", allow easy integration of the WAGO component into your development environment.

#### Supported formats:

- Accel EDA 14 & 15
- Altium 6 to current version
- Cadence Allegro
- DesignSpark
- Eagle Libraries
- KiCad
- Mentor Graphics BoardStation
- Mentor Graphics Design Architect
- Mentor Graphics Design Expedition 99 and 2000
- OrCAD 9.X PCB and Capture
- PADS PowerPCB 3, 3.5, 4.X, and 5.X
- PADS PowerPCB and PowerLogic 3.0
- PCAD 2000, 2001, 2002, 2004, and 2006
- Pulsonix 8.5 or newer
- STL
- 3D STEP

Supus modificărilor.

WAGO Kontakttechnik GmbH & Co. KG  
/Representative Office Romania  
Sos. Pipera-Tunari nr. 1/1  
building 1, 2nd floor | 077190 Voluntari, Ilfov  
Tel.: +40-(0)31 421 85 68 | Email: [info-RO@wago.com](mailto:info-RO@wago.com)

Aveți întrebări despre produsele noastre?

Vă stăm la dispoziție pentru preluarea apelului la +40 (0) 31 421 85 68.


- TARGET 3001!
- View Logic ViewDraw
- Quadcept
- Zuken CadStar 3 and 4
- Zuken CR-5000 and CR-8000

PCB Component Libraries (EDA), PCB CAD Library Ultra Librarian


---

## Installation Notes

### Inserting a conductor




Inserting a conductor using pliers until it hits backstop – directly on the PCB or wiring prior to mounting on PCB.



Removing a conductor using pliers – twisting alternately left and right – 243 Series


### Assembly



Removing a PCB connector strip to replace the board.

### Testing

Supus modificărilor.



Testing – 243 Series

Supus modificărilor.

WAGO Kontakttechnik GmbH & Co. KG  
/Representative Office Romania  
Sos. Pipera-Tunari nr. 1/1  
building 1, 2nd floor | 077190 Voluntari, Ilfov  
Tel.: +40-(0)31 421 85 68 | Email: info-RO@wago.com

Aveți întrebări despre produsele noastre?  
Vă stăm la dispoziție pentru preluarea apelului la +40 (0) 31 421 85 68.