


Fișă tehnică | Număr articol: 726-651

Common potential matrix patchboard; Marking 1-24; with 1 input module incl. end plate; Color of modules: gray; Numbering of modules arranged vertically; for 19" racks; Slimline version; 16,00 mm²; dark gray



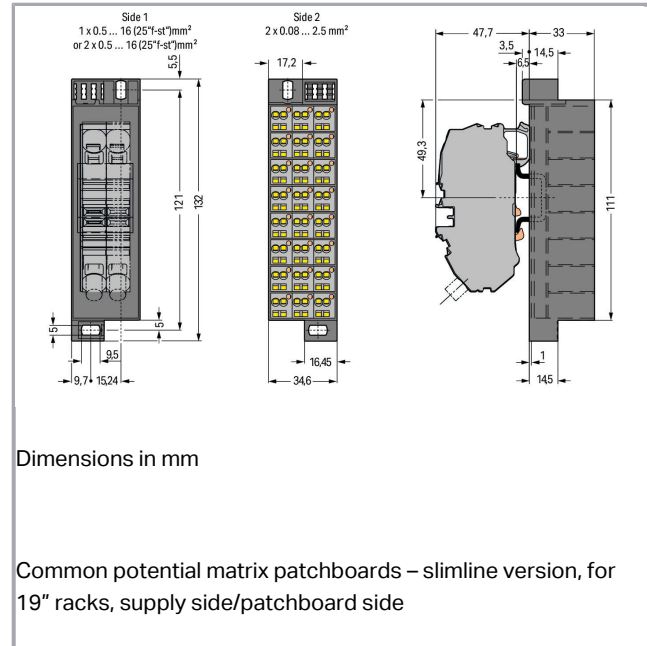
www.wago.com/726-651



RoHS Compliant

BOMcheck.net

Culoare: ■



Date

Electrical data

Ratings per IEC/EN 60664-1

| | |
|-----------------|------|
| Rated current | 76 A |
| Rated current 2 | 24 A |

Connection data

| | |
|-----------------------|-------------|
| Connection type (1) | Side 1 |
| Connection technology | CAGE CLAMP® |

Supus modificărilor.

WAGO Kontakttechnik GmbH & Co. KG
/Representative Office Romania
Sos. Pipera-Tunari nr. 1/1
building 1, 2nd floor | 077190 Voluntari, Ilfov
Tel.: +40-(0)31 421 85 68 | Email: info-RO@wago.com

Aveți întrebări despre produsele noastre?
Vă stăm la dispoziție pentru preluarea apelului la +40 (0) 31 421 85 68.



| | |
|---|--|
| Number of connection points (connection type) | 1 |
| Actuation type | Operating tool |
| Connectable conductor materials | Copper |
| Solid conductor | 0.2 ... 16 mm ² / 24 ... 6 AWG |
| Fine-stranded conductor | 0.2 ... 16 mm ² / 24 ... 6 AWG |
| Strip length | 16 ... 17 mm / 0.63 ... 0.67 inch |
| Connection type 2 | Side 2 |
| Number of connection points | 2 |
| Solid conductor 2 | 0.08 ... 2.5 mm ² / 28 ... 14 AWG |
| Fine-stranded conductor 2 | 0.08 ... 2.5 mm ² / 28 ... 14 AWG |
| Strip length 2 | 8 ... 10 mm / 0.31 ... 0.39 inch |
| Wiring type | Front-entry wiring |

Geometrical Data

| | |
|--------|----------------------|
| Width | 34.6 mm / 1.362 inch |
| Height | 132 mm / 5.197 inch |
| Depth | 80.7 mm / 3.177 inch |

Mechanical data

| | |
|---------|----------|
| Design | slimline |
| Marking | 1 ... 24 |

Material Data

| | |
|--------------|-----------|
| Color | dark gray |
| Module color | gray |
| Weight | 216,3 g |

Commercial data

| | |
|-----------------------|---------------|
| Packaging type | BOX |
| Country of origin | DE |
| GTIN | 4055143628617 |
| Customs tariff number | 85369010000 |

Aprobări / certificate

Country specific Approvals

| Emblemă | Aprobare | Text de aprobare suplimentar | Nume certificat |
|---------|----------|------------------------------|-----------------|
|---------|----------|------------------------------|-----------------|

Supus modificărilor.

WAGO Kontakttechnik GmbH & Co. KG
 /Representative Office Romania
 Sos. Pipera-Tunari nr. 1/1
 building 1, 2nd floor | 077190 Voluntari, Ilfov
 Tel.: +40-(0)31 421 85 68 | Email: info-RO@wago.com



Aveți întrebări despre produsele noastre?
 Vă stăm la dispoziție pentru preluarea apelului la +40 (0) 31 421 85 68.

| | | | |
|--|---------------------------------------|------------------------------|--------------------|
|  | CCA DEKRA Certification B.V. | EN 60998 | NTR NL- 7623 |
|  | CSA DEKRA Certification B.V. | C22.2 No. 158 | 1101143 |
|  | KEMA/KEUR DEKRA Certification B.V. | EN 60998 | 71- 100850 |
| UL-Approvals | | | |
| Emblemă | Aprobare | Text de aprobare suplimentar | Nume certificat |
|  | UL UL International Germany GmbH | UL 1059 | E45172 |

Counterpart

Produse compatibile

General accessories

| | | |
|--|---|--|
|  | Nr. articol: 726-902 Adaptor; dark gray | www.wago.com/726-902 |
| check | | |
|  | Nr. articol: 210-137 Test plug; 2.3 mm Ø; with 500 mm cable; yellow | www.wago.com/210-137 |
| Marking accessories | | |
|  | Nr. articol: 209-185 Adaptor; gray | www.wago.com/209-185 |
|  | Nr. articol: 210-612 Marking strips; for self-marking; plain; Self-adhesive; transparent | www.wago.com/210-612 |

Supus modificărilor.

WAGO Kontakttechnik GmbH & Co. KG
/Representative Office Romania
Sos. Pipera-Tunari nr. 1/1
building 1, 2nd floor | 077190 Voluntari, Ilfov
Tel.: +40-(0)31 421 85 68 | Email: info-RO@wago.com

Aveți întrebări despre produsele noastre?
Vă stăm la dispoziție pentru preluarea apelului la +40 (0) 31 421 85 68.

Descărcări Documentation

Additional Information

| | | | |
|------------------------|-------------|---------------|------------|
| Technical explanations | Apr 3, 2019 | pdf 2,1 MB | Descărcare |
|------------------------|-------------|---------------|------------|


CAD/CAE-Data

CAE data

| | | |
|---------------------------|-----|------------|
| EPLAN Data Portal 726-651 | URL | Descărcare |
| WSCAD Universe 726-651 | URL | Descărcare |

Installation Notes

Inserting a conductor




CAGE CLAMP® connection


Inserting a conductor via 210-719 Operating Tool (2.5 x 0.4 mm blade).

Testing


Supus modificărilor.



Testing with a 2.3 mm Ø test plug (210-137).




Snapping on an additional module with contact to mounting frame.




Assembling a matrix patchboard with additional module – direct connection to the mounting frame.

Marking



Factory-marked modules



WFB continuous marking strip – fits into the matrix patchboards' marker slot and group marker carrier.



Individual group marking via WSB Quick Marking System.

Side 1: 1, 2, 3, 4 ...

Supus modificărilor.