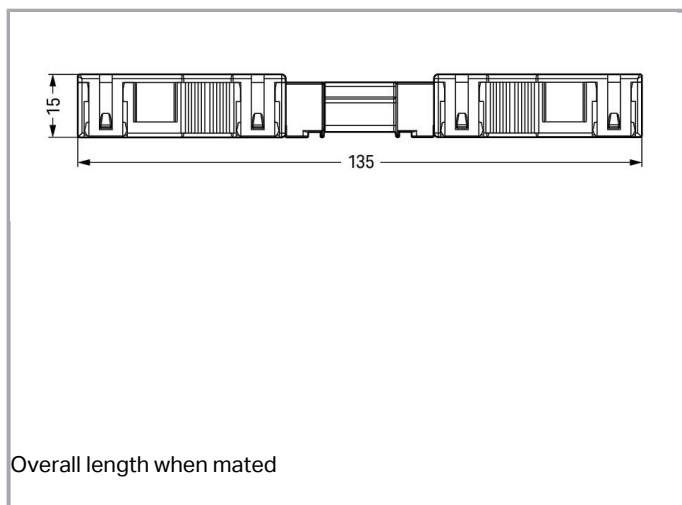
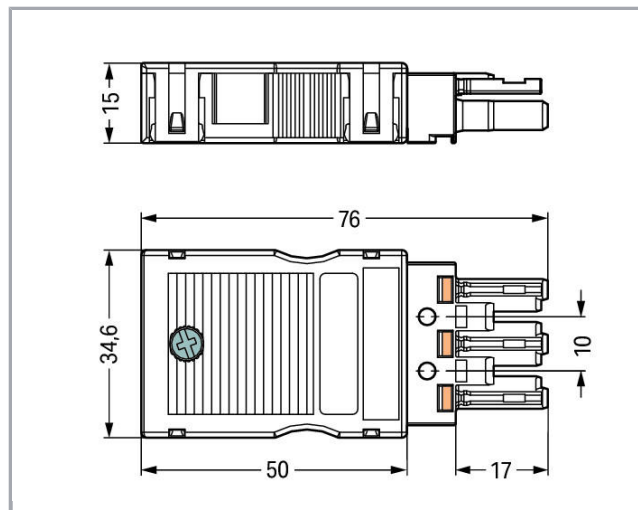



## Fișă tehnică | Număr articol: 770-123

Socket; with strain relief housing; 3-pole; Cod. A; 4,00 mm<sup>2</sup>; white

[www.wago.com/770-123](http://www.wago.com/770-123)



### Descriere articol

- Protected against mismatching and maintenance-free
- Push-in CAGE CLAMP® spring pressure connection technology allows solid conductors to be simply pushed into a unit

Supus modificărilor.

WAGO Kontakttechnik GmbH & Co. KG  
/Representative Office Romania  
Sos. Pipera-Tunari nr. 1/1  
building 1, 2nd floor | 077190 Voluntari, Ilfov  
Tel.: +40-(0)31 421 85 68 | Email: info-RO@wago.com

Aveți întrebări despre produsele noastre?  
Vă stăm la dispoziție pentru preluarea apelului la +40 (0) 31 421 85 68.



- Two-wire connection per pole for loops or bridges
- Additional variable coding is possible

**Note:**

All connectors for mounted installations (snap-in versions for lighting fixtures or devices, all types of PCB and distribution connectors) are factory-equipped with locking levers to ensure plugs and sockets are securely locked. Additional locking levers are only required for flying leads (plug /socket).

**Note on mismatching protection:**

All WINSTA<sup>®</sup> components are 100% protected against mismatching when:

- a.) plugging different numbers of poles
- b.) plugging while rotated 180
- c.) plugging while laterally staggered
- d.) plugging one pole

**Safety information 1:**

Application note for the U.S. market (USR): Some versions may also be used for current interruption in accordance with the UL certificate in select applications with currents below 16 A and voltages up to 600 V. For further information, please contact your local sales office.

**Date****Electrical data**

Note on Contact Resistance

approx. 1 mΩ of contact resistance approx. 0.25 mΩ contact transition plug/socket

**Ratings per IEC/EN 60664-1**

Ratings per	IEC/EN 60664-1
Nominal voltage (III/3)	250 V
Rated surge voltage (III/3)	4 kV
Rated current	25 A
Legend (ratings)	(III / 3) ≙ Overvoltage category III / Pollution degree 3

**Approvals per UL 1977**

Rated voltage UL 1977	600 V
Rated current UL 1977	23 A

**Connection data**

Connection technology	Push-in CAGE CLAMP <sup>®</sup>
Actuation type	Operating tool Push-in
Nominal cross-section	4 mm <sup>2</sup>
Solid conductor	0,5 ... 4 mm <sup>2</sup> / 20 ... 12 AWG

Supus modificărilor.

WAGO Kontakttechnik GmbH & Co. KG  
/Representative Office Romania  
Sos. Pipera-Tunari nr. 1/1  
building 1, 2nd floor | 077190 Voluntari, Ilfov  
Tel.: +40-(0)31 421 85 68 | Email: info-RO@wago.com

Aveți întrebări despre produsele noastre?  
Vă stăm la dispoziție pentru preluarea apelului la +40 (0) 31 421 85 68.



Solid conductor; push-in termination	1,5 ... 4 mm <sup>2</sup> / 16 ... 12 AWG
Stranded conductor	0,5 ... 2,5 mm <sup>2</sup> / 20 ... 14 AWG
Fine-stranded conductor	0,5 ... 4 mm <sup>2</sup> / 20 ... 12 AWG
Fine-stranded conductor; with insulated ferrule	0,25 ... 1,5 mm <sup>2</sup> / 20 ... 16 AWG
Fine-stranded conductor; with uninsulated ferrule	0,25 ... 2,5 mm <sup>2</sup> / 20 ... 14 AWG
Fine-stranded conductor; with ferrule; push-in termination	1,5 mm <sup>2</sup> / 16 AWG
Strip length	9 mm / 0.35 inch
Note (strip length)	see also packaging or instructions
Pole No.	3
Total number of connection points	6
Total number of potentials	3
Connectable sheathed cable diameter	8 ... 11,5 mm
Conductor entry direction to mating direction	0°
Strip length (outer insulation)	55 mm

### Geometrical Data

Pin spacing	10 mm / 0.394 inch
Width	34,6 mm / 1.362 inch
Height	15 mm / 0.591 inch
Depth	75,9 mm / 2.988 inch

### Mechanical data

Coding	A
Mating force of a plug-in connection	approx. 20 ... 70 N (depending on pole number)
Retention force of a plug-in connection	Locked: > 80 N
Unmating force of a plug-in connection	Unlocked: approx. 20 ... 70 N (depending on pole number)
Number of mating cycles	200, without resistive load 100, with resistive load $I_N = 25$ A, tested (4 mm <sup>2</sup> /AWG 12)
Marking	L N
Protection type	IP20
Note on protection type	In mated condition with strain relief housing: IP2xC (These compact connectors are not designed for use in open, easily accessible areas.)
Potential marking	L N
Application	General mains applications

Supus modificărilor.

## Plug connection

Contact type (pluggable connector)	Female connector/socket
Connector (connection type)	for conductor
Mismating protection	Yes
Locking of plug-in connection	locking lever
Locking lever	retrofittable
Strain relief	strain relief housing

## Material Data

Color	white
Insulation material	Polyamide 66 (PA 66)
Clamping spring material	Chrome nickel spring steel (CrNi)
Contact material	Copper or copper alloy (surface-treated)
Fire load	0,426 MJ
Strain relief color	white
Weight	19,7 g

## Environmental Requirements


Processing temperature	-5 ... +40 °C
Continuous operating temperature	-35 ... +85 °C
Note on continuous operating temperature	Insulating parts for temperatures ≤ 105 °C

## Commercial data

Product Group	20 (WINSTA)
Packaging type	BOX
Country of origin	DE
GTIN	4044918252171
Customs tariff number	85366990990

## Aprobări / certificate

### Country specific Approvals

Emblemă	Aprobare	Text de aprobare suplimentar	Nume certificat
	CCA DEKRA Certification B.V.	EN 61535	2173495.02

Supus modificărilor.






VDE  
VDE Prüf- und Zertifizierungsinstitut


EN 61535

40029808





## Ship Approvals

Emblemă	Aprobare	Text de aprobare suplimentar	Nume certificat
	<b>ABS</b> American Bureau of Shipping	-	19- HG1868589- PDA
	<b>DNV GL</b> Det Norske Veritas, Germanischer Lloyd	-	TAE00001Z6
	<b>LR</b> Lloyds Register	IEC 61984	02/20050 (E6)

## UL-Approvals

Emblemă	Aprobare	Text de aprobare suplimentar	Nume certificat
	<b>cURus</b> Underwriters Laboratories Inc.	UL 1977	E45171 Sec. 9

## Counterpart

	<b>Nr. articol770-133</b> Plug; with strain relief housing; 3-pole; Cod. A; 4,00 mm <sup>2</sup> ; white	<a href="http://www.wago.com/770-133">www.wago.com/770-133</a>
	<b>Nr. articol770-233</b> Plug; 3-pole; Cod. A; 4,00 mm <sup>2</sup> ; white	<a href="http://www.wago.com/770-233">www.wago.com/770-233</a>
	<b>Nr. articol770-233/002-000</b> Plug; with direct ground contact; 3-pole; Cod. A; 4,00 mm <sup>2</sup> ; white	<a href="http://www.wago.com/770-233/002-000">www.wago.com/770-233/002-000</a>
	<b>Nr. articol770-233/035-050</b> Plug; with strain relief housing; 3-pole; Cod. A; 4,00 mm <sup>2</sup> ; white	<a href="http://www.wago.com/770-233/035-050">www.wago.com/770-233/035-050</a>

Supus modificărilor.

WAGO Kontakttechnik GmbH & Co. KG  
/Representative Office Romania  
Sos. Pipera-Tunari nr. 1/1  
building 1, 2nd floor | 077190 Voluntari, Ilfov  
Tel.: +40-(0)31 421 85 68 | Email: info-RO@wago.com

Aveți întrebări despre produsele noastre?  
Vă stăm la dispoziție pentru preluarea apelului la +40 (0) 31 421 85 68.



**Nr. articol**770-656

T-distribution connector; 3-pole; Cod. A; 1 input; 2 outputs; 2 locking levers; white

[www.wago.com/770-656](http://www.wago.com/770-656)



**Nr. articol**770-6223

Linect® T-connector; 3-pole; Cod. A; 1 input; 2 outputs; white

[www.wago.com/770-6223](http://www.wago.com/770-6223)



**Nr. articol**770-657

3-way distribution connector; 3-pole; Cod. A; 1 input; 3 outputs; white

[www.wago.com/770-657](http://www.wago.com/770-657)



**Nr. articol**770-658

5-way distribution connector; 3-pole; Cod. A; 1 input; 5 outputs; white

[www.wago.com/770-658](http://www.wago.com/770-658)



**Nr. articol**770-665

T-distribution connector; 3-pole; Cod. A; 1 input; 2 outputs; 3 locking levers; for flying leads; white

[www.wago.com/770-665](http://www.wago.com/770-665)



**Nr. articol**770-685

h-distribution connector; 3-pole; Cod. A; 1 input; 2 outputs; outputs on both sides; 3 locking levers; for flying leads; white

[www.wago.com/770-685](http://www.wago.com/770-685)



**Nr. articol**770-686

h-distribution connector; 3-pole; Cod. A; 1 input; 2 outputs; outputs on one side; 3 locking levers; for flying leads; white

[www.wago.com/770-686](http://www.wago.com/770-686)



**Nr. articol**770-683

h-distribution connector; 3-pole; Cod. A; 1 input; 2 outputs; outputs on both sides; 2 locking levers; white

[www.wago.com/770-683](http://www.wago.com/770-683)



**Nr. articol**770-684

h-distribution connector; 3-pole; Cod. A; 1 input; 2 outputs; outputs on one side; 2 locking levers; white

[www.wago.com/770-684](http://www.wago.com/770-684)



**Nr. articol**770-687

Distribution connector for switches; Single-pole switch and series circuit; 3-pole; Cod. A/S; 1 input; 5 outputs; white

[www.wago.com/770-687](http://www.wago.com/770-687)



**Nr. articol**770-688

Distribution connector for switches; Single-pole and throttle two-way circuit; 3-pole; Cod. A/S; 1 input; 5 outputs; white

[www.wago.com/770-688](http://www.wago.com/770-688)

Supus modificărilor.



**Nr. articol**770-733/007-000  
Snap-in plug; with direct ground contact; 3-pole; Cod. A; 4,00 mm<sup>2</sup>; white

[www.wago.com/770-733/007-000](http://www.wago.com/770-733/007-000)



**Nr. articol**770-733  
Snap-in plug; 3-pole; Cod. A; 4,00 mm<sup>2</sup>; white

[www.wago.com/770-733](http://www.wago.com/770-733)



**Nr. articol**770-833  
Plug for PCBs; straight; 3-pole; Cod. A; white

[www.wago.com/770-833](http://www.wago.com/770-833)



**Nr. articol**771-9993/006-102  
pre-assembled interconnecting cable; Eca; Socket/plug; 3-pole; Cod. A; H05VV-F 3G 1.5 mm<sup>2</sup>; 1 m; 1,50 mm<sup>2</sup>; white

[www.wago.com/771-9993/006-102](http://www.wago.com/771-9993/006-102)



**Nr. articol**770-833/011-000  
Plug for PCBs; angled; 3-pole; Cod. A; white

[www.wago.com/770-833/011-000](http://www.wago.com/770-833/011-000)

## Produse compatibile

### tools



**Nr. articol:** 210-719  
Operating tool; Blade: 2.5 x 0.4 mm; with a partially insulated shaft

[www.wago.com/210-719](http://www.wago.com/210-719)

### Marking accessories



**Nr. articol:** 770-450  
Marker card; Plastic; white

[www.wago.com/770-450](http://www.wago.com/770-450)



**Nr. articol:** 770-450/000-001  
Marker card; Plastic; white

[www.wago.com/770-450/000-001](http://www.wago.com/770-450/000-001)



**Nr. articol:** 770-450/000-002  
Marker card; Plastic; white

[www.wago.com/770-450/000-002](http://www.wago.com/770-450/000-002)



**Nr. articol:** 770-450/000-005  
Marker card; Plastic; white

[www.wago.com/770-450/000-005](http://www.wago.com/770-450/000-005)



**Nr. articol:** 770-450/000-006  
Marker card; Plastic; white

[www.wago.com/770-450/000-006](http://www.wago.com/770-450/000-006)



**Nr. articol:** 770-450/000-012  
Marker card; Plastic; white

[www.wago.com/770-450/000-012](http://www.wago.com/770-450/000-012)

Supus modificărilor.

## Descărcări CAD/CAE-Data

### CAD data

2D/3D Models 770-123	<a href="#">URL</a>	<a href="#">Descărcare</a>
----------------------	---------------------	----------------------------

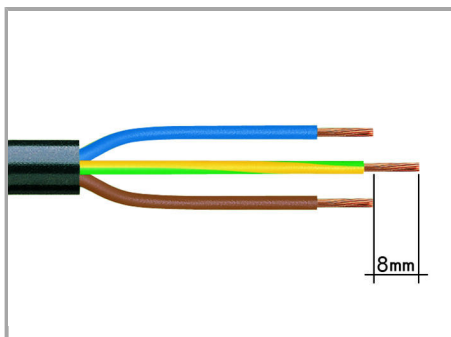
### CAE data

EPLAN Data Portal 770-123	<a href="#">URL</a>	<a href="#">Descărcare</a>
---------------------------	---------------------	----------------------------

WSCAD Universe 770-123	<a href="#">URL</a>	<a href="#">Descărcare</a>
------------------------	---------------------	----------------------------

## Installation Notes


### Conductor termination




1. Strip length, outer insulation = 35 mm (2-pole), 55 mm (3- to 5-pole)

2. Strip length = 9 mm

3. Extended ground conductor = 8 mm




To terminate fine-stranded conductors, open the clamping unit via screwdriver (2.5 mm blade width) and insert stripped conductor until it hits backstop.



Insert stripped solid conductor until it hits backstop.

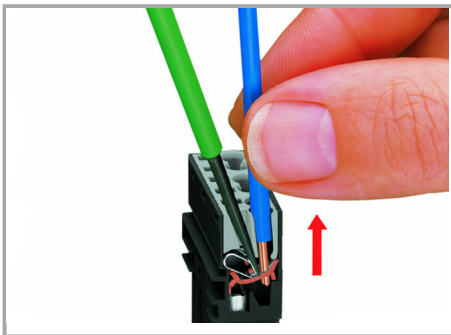
Supus modificărilor.





To terminate fine-stranded conductors, open the clamping unit via screwdriver (2.5 mm blade width) and insert stripped conductor until it hits backstop.

#### Conductor removal




To remove the conductor, actuate the clamp via screwdriver (2.5 mm blade width) and pull out the conductor.

#### Coding

Supus modificărilor.




Simply cut off the coding pin from the socket.




Insert coding pin into plug (break first) until it engages.


### Shield Connection



Connector with shield termination



Apply the shield to the rubber cable.




Push the shield connecting plate into the connector until fully inserted.

Strip length, outer insulation = 55 mm

Shield length = 10 mm

Supus modificărilor.



First insert wired connector into strain relief housing, then snap cover and tighten screw.

## Familie de produse

*WINSTA*® MIDI

Afișare globală produse din familie.

Supus modificărilor.