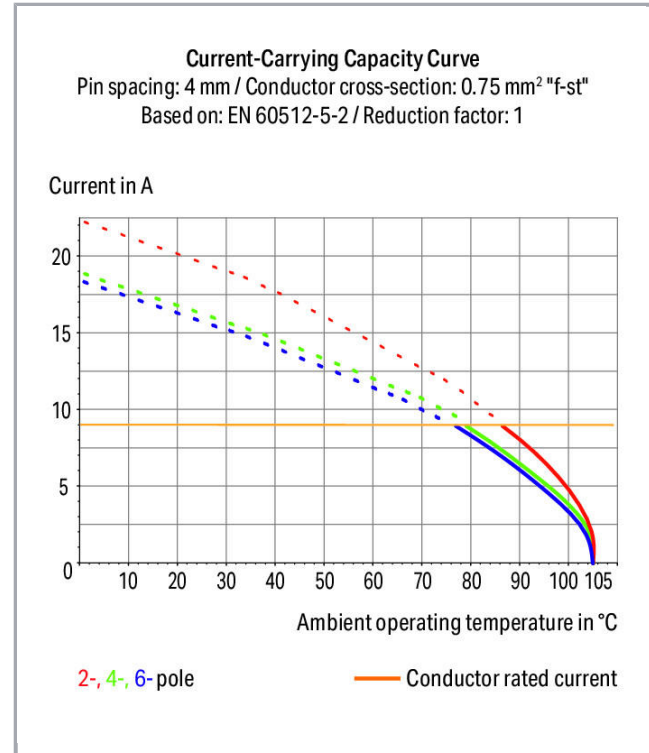



## Fișă tehnică | Număr articol: 2060-852/998-404

SMD PCB terminal block; push-button; 0.75 mm<sup>2</sup>; Pin spacing 8 mm; 2-pole;  
Push-in CAGE CLAMP®; in tape-and-reel packaging; 0,75 mm<sup>2</sup>; white




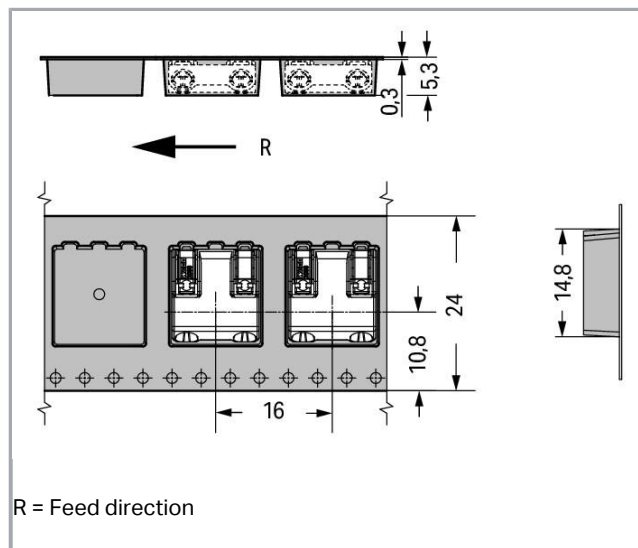
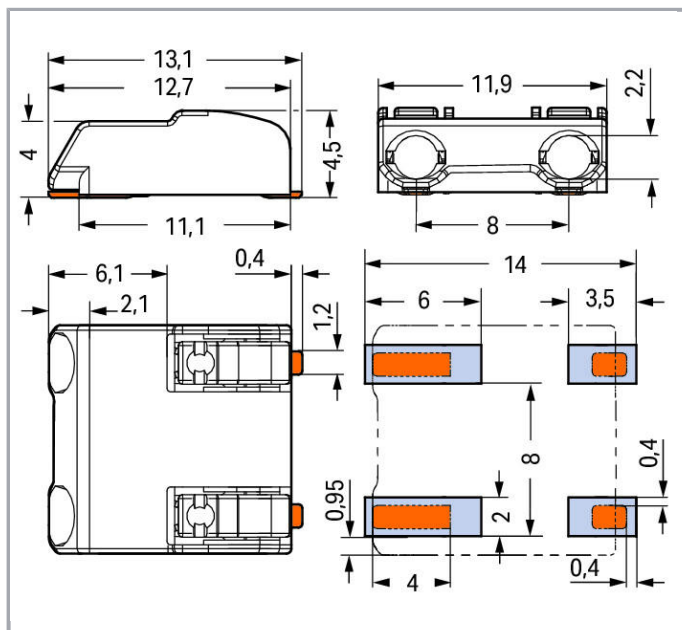
[www.wago.com/2060-852/998-404](http://www.wago.com/2060-852/998-404)



Supus modificărilor.

WAGO Kontakttechnik GmbH & Co. KG  
/Representative Office Romania  
Sos. Pipera-Tunari nr. 1/1  
building 1, 2nd floor | 077190 Voluntari, Ilfov  
Tel.: +40-(0)31 421 85 68 | Email: info-RO@wago.com

Aveți întrebări despre produsele noastre?  
Vă stăm la dispoziție pentru preluarea apelului la +40 (0) 31 421 85 68.



## Descriere articol

- SMD PCB terminal blocks with Push-in CAGE CLAMP® connection technology and push-buttons
- 8 mm pin spacing version for higher-rated voltages
- Push-in termination of solid and ferruled conductors
- Convenient termination/removal of fine-stranded conductors via push-buttons
- Height of just 4.5 mm minimizes on-board LED shadowing
- Available in tape-and-reel packaging for automated assembly

Supus modificărilor.

WAGO Kontakttechnik GmbH & Co. KG  
 /Representative Office Romania  
 Sos. Pipera-Tunari nr. 1/1  
 building 1, 2nd floor | 077190 Voluntari, Ilfov  
 Tel.: +40-(0)31 421 85 68 | Email: info-RO@wago.com

Aveți întrebări despre produsele noastre?  
 Vă stăm la dispoziție pentru preluarea apelului la +40 (0) 31 421 85 68.

**Note:**

## Application notes:

Suitable for lead-free, reflow-soldering profiles per DIN EN 61760-1 and IEC 60068-2-58 up to max. 260°C peak temperature. Due to application-specific variables (component configuration and orientation, type of soldering machine, solder paste), trial runs are recommended to ensure product and process compatibility under actual manufacturing conditions.

**Note:**

Depending on reflow soldering temperatures and times, color deviations may occur. These deviations will have no impact on functionality.

**Recommendation:**

## Recommendation for SMD stencil:

Material thickness, 150 µm. Pattern layout identical to solder pad layout.

**Date****Electrical data****Ratings per IEC/EN 60664-1**

Ratings per	IEC/EN 60664-1
Nominal voltage (III/3)	400 V
Rated surge voltage (III/3)	6 kV
Rated voltage (III/2)	630 V
Rated surge voltage (III/2)	6 kV
Nominal voltage (II/2)	1000 V
Rated surge voltage (II/2)	6 kV
Rated current	9 A
Legend (ratings)	(III / 2) ≙ Overvoltage category III / Pollution degree 2

**Approvals per UL 1059**

Approvals per	UL 1059
---------------	---------

**Approvals per UL 1977**

Rated voltage UL 1977	600 V
-----------------------	-------

Supus modificărilor.

Rated current UL 1977

9 A

### Connection data

Connection technology	Push-in CAGE CLAMP®
Actuation type	Push-button
Solid conductor	0,2 ... 0,75 mm <sup>2</sup> / 24 ... 18 AWG
Fine-stranded conductor	0,2 ... 0,75 mm <sup>2</sup> / 24 ... 18 AWG
Fine-stranded conductor; with insulated ferrule	0,25 ... 0,34 mm <sup>2</sup>
Fine-stranded conductor; with uninsulated ferrule	0,25 ... 0,34 mm <sup>2</sup>
Strip length	7 ... 9 mm / 0.28 ... 0.35 inch
Conductor connection direction to PCB	0°
Pole No.	2
Total number of connection points	2
Total number of potentials	2
Number of connection types	1
Number of levels	1

### Geometrical Data

Pin spacing	8 mm / 0.314 inch
Width	11,9 mm / 0.469 inch
Height	4,5 mm / 0.177 inch
Depth	13,1 mm / 0.516 inch
Reel diameter of tape-and-reel packaging	330 mm
Tape width	24 mm

### PCB contact

PCB contact	SMD
-------------	-----

### Material Data

Color	white
Material group	I
Insulation material	Polyphthalamide (PPA GF)
Flammability class per UL94	V0
Clamping spring material	Chrome nickel spring steel (CrNi)
Contact material	Copper alloy
Contact plating	tin-plated

Supus modificărilor.

WAGO Kontakttechnik GmbH & Co. KG  
 /Representative Office Romania  
 Sos. Pipera-Tunari nr. 1/1  
 building 1, 2nd floor | 077190 Voluntari, Ilfov  
 Tel.: +40-(0)31 421 85 68 | Email: info-RO@wago.com

Aveți întrebări despre produsele noastre?  
 Vă stăm la dispoziție pentru preluarea apelului la +40 (0) 31 421 85 68.

Weight	0,6g
--------	------

### Environmental Requirements



Limit temperature range	-60 ... +105 °C
-------------------------	-----------------

### Commercial data

Product Group	33 (Printed Circuit)
Packaging type	BOX
Country of origin	CH
GTIN	4055143135092
Customs tariff number	85369010000

### Aprobări / certificate

#### Country specific Approvals

Emblemă	Aprobare	Text de aprobare suplimentar	Nume certificat
	CCA DEKRA Certification B.V.	EN 60947	NTR NL-7724
	CCA DEKRA Certification B.V.	EN 60838	NTR NL 2168246
	KEMA/KEUR DEKRA Certification B.V.	EN 60838	2168246.01
	KEMA/KEUR DEKRA Certification B.V.	EN 60947	71-108183
	KEMA/KEUR DEKRA Certification B.V.	EN 60998	71-108181

#### UL-Approvals

Emblemă	Aprobare	Text de aprobare suplimentar	Nume certificat
	cURus	UL 1977	20160727-

Supus modificărilor.

WAGO Kontakttechnik GmbH & Co. KG  
/Representative Office Romania  
Sos. Pipera-Tunari nr. 1/1  
building 1, 2nd floor | 077190 Voluntari, Ilfov  
Tel.: +40-(0)31 421 85 68 | Email: info-RO@wago.com




Aveți întrebări despre produsele noastre?  
Vă stăm la dispoziție pentru preluarea apelului la +40 (0) 31 421 85 68.




## Counterpart

## Produse compatibile

### ferrule

	<b>Nr. articol: 216-131</b> Ferrule; Sleeve for 0.25 mm <sup>2</sup> / AWG 24; uninsulated; electro-tin plated	<a href="http://www.wago.com/216-131">www.wago.com/216-131</a>
	<b>Nr. articol: 216-132</b> Ferrule; Sleeve for 0.34 mm <sup>2</sup> / AWG 24; uninsulated; electro-tin plated	<a href="http://www.wago.com/216-132">www.wago.com/216-132</a>
	<b>Nr. articol: 216-301</b> Ferrule; Sleeve for 0.25 mm <sup>2</sup> / AWG 24; insulated; electro-tin plated; yellow	<a href="http://www.wago.com/216-301">www.wago.com/216-301</a>
	<b>Nr. articol: 216-302</b> Ferrule; Sleeve for 0.34 mm <sup>2</sup> / 22 AWG; insulated; electro-tin plated; green	<a href="http://www.wago.com/216-302">www.wago.com/216-302</a>

### General accessories

	<b>Nr. articol: 2060-962/028-000</b> Board-to-Board Link; Pin spacing 8 mm; 2-pole; Length: 28 mm; white	<a href="http://www.wago.com/2060-962/028-000">www.wago.com/2060-962/028-000</a>
--	---	--

### tools

	<b>Nr. articol: 2060-189</b> Operating tool; made of insulating material; for 2060 Series	<a href="http://www.wago.com/2060-189">www.wago.com/2060-189</a>
	<b>Nr. articol: 206-860</b> Operating tool; for 2060 Series	<a href="http://www.wago.com/206-860">www.wago.com/206-860</a>

## Descărcări

### Documentation

#### Additional Information

Technical explanations	Apr 3, 2019	pdf 3,6 MB	Descărcare
------------------------	-------------	---------------	------------

Supus modificărilor.

## CAD/CAE-Data

### CAD data


2D/3D Models 2060-852/998-404

[URL](#)

[Descărcare](#)

## Installation Notes

### Conductor termination



Insert solid conductors via push-in termination.

### Conductor termination



Insert/remove fine-stranded conductors by lightly pressing on push-button (e.g., via 206-860 Operating Tool).

Supus modificărilor.