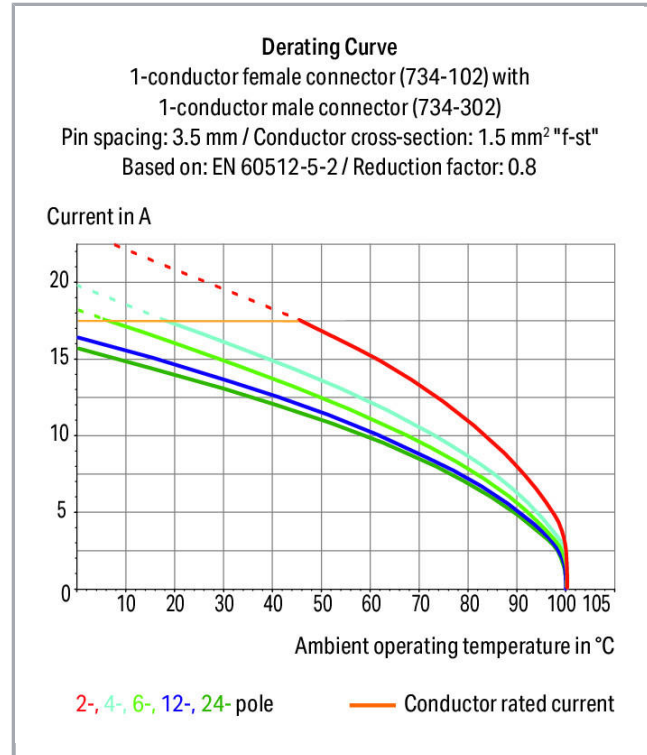


## Fișă tehnică | Număr articol: 734-304

1-conductor male connector; 100% protected against mismatching; 1.5 mm<sup>2</sup>;  
Pin spacing 3.5 mm; 4-pole; 1,50 mm<sup>2</sup>; light gray

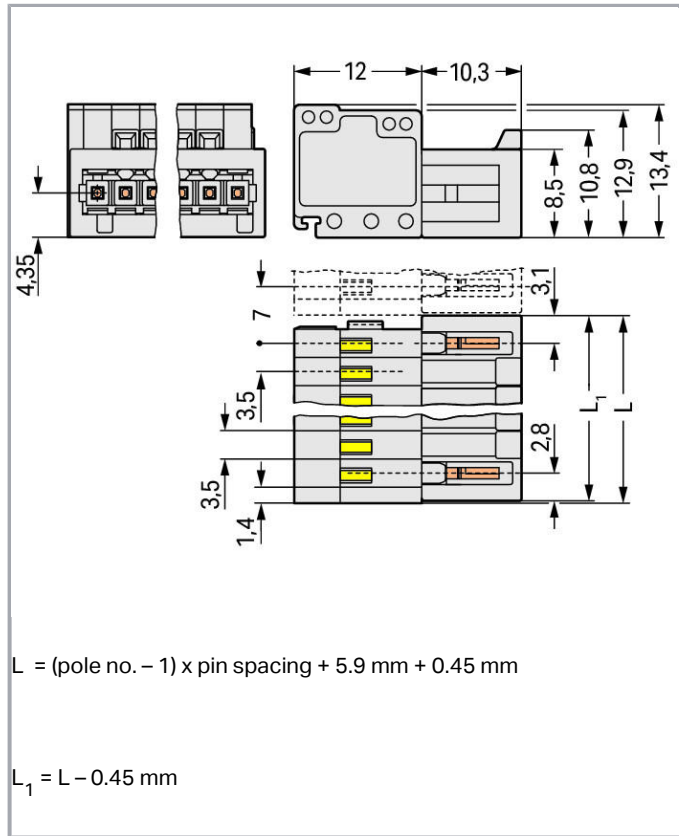
[www.wago.com/734-304](http://www.wago.com/734-304)



Supus modificărilor.

WAGO Kontakttechnik GmbH & Co. KG  
/Representative Office Romania  
Sos. Pipera-Tunari nr. 1/1  
building 1, 2nd floor | 077190 Voluntari, Ilfov  
Tel.: +40-(0)31 421 85 68 | Email: info-RO@wago.com

Aveți întrebări despre produsele noastre?  
Vă stăm la dispoziție pentru preluarea apelului la +40 (0) 31 421 85 68.



## Descriere articol

- Universal connection for all conductor types
- Easy cable pre-assembly and on-unit wiring via vertical and horizontal CAGE CLAMP® actuation
- For wire-to-wire and board-to-wire connections
- Strain relief plates and housings for factory and field assembly
- 100% protected against mismatching
- Coding via coding fingers

### Safety information 1:

The *MULTI CONNECTION SYSTEM (MCS)* is designed without breaking capacity for compliance with DIN EN 61984. When used as intended, MCS Connectors shall not be connected/disconnected when live or under load. The circuit design should ensure header pins, which can be touched, are not live when unmated.

## Date

### Electrical data

Supus modificărilor.



### Ratings per IEC/EN 60664-1

Ratings per	IEC/EN 60664-1
Nominal voltage (III/3)	160 V
Rated surge voltage (III/3)	2,5 kV
Rated voltage (III/2)	160 V
Rated surge voltage (III/2)	2,5 kV
Nominal voltage (II/2)	320 V
Rated surge voltage (II/2)	2,5 kV
Rated current	10 A
Legend (ratings)	(III / 2) $\hat{=}$ Overvoltage category III / Pollution degree 2

### Approvals per UL 1059

Rated voltage UL (Use Group B)	300 V
Rated current UL (Use Group B)	10 A
Rated voltage UL (Use Group D)	300 V
Rated current UL (Use Group D)	10 A
Approvals per	UL 1059

### Approvals per CSA

Rated voltage CSA (Use Group B)	300 V
Rated current CSA (Use Group B)	10 A
Rated voltage CSA (Use Group D)	300 V
Rated current CSA (Use Group D)	10 A

### Connection data

Connection technology	CAGE CLAMP®
Actuation type	Operating tool
Solid conductor	0.08 ... 1.5 mm <sup>2</sup> / 28 ... 14 AWG
Fine-stranded conductor	0.08 ... 1.5 mm <sup>2</sup> / 28 ... 14 AWG
Fine-stranded conductor; with insulated ferrule	0.25 ... 1.5 mm <sup>2</sup>
Fine-stranded conductor; with uninsulated ferrule	0.25 ... 1.5 mm <sup>2</sup>
Strip length	6 ... 7 mm / 0.24 ... 0.28 inch
Pole No.	4
Total number of connection points	4
Total number of potentials	4
Number of connection types	1

Supus modificărilor.

WAGO Kontakttechnik GmbH & Co. KG  
 /Representative Office Romania  
 Sos. Pipera-Tunari nr. 1/1  
 building 1, 2nd floor | 077190 Voluntari, Ilfov  
 Tel.: +40-(0)31 421 85 68 | Email: info-RO@wago.com

Aveți întrebări despre produsele noastre?  
 Vă stăm la dispoziție pentru preluarea apelului la +40 (0) 31 421 85 68.



Number of levels	1
Note (conductor cross-section)	Terminating 1.5 mm <sup>2</sup> conductors is possible; however insulation diameter does not allow clamping units to be terminated in a row.
Conductor entry direction to mating direction	0°

### Geometrical Data

Pin spacing	3.5 mm / 0.138 inch
Width	16.4 mm / 0.646 inch
Height	13.4 mm / 0.528 inch
Depth	22.3 mm / 0.878 inch

### Plug connection

Contact type (pluggable connector)	Male connector/plug
Connector (connection type)	for conductors
Mismating protection	Yes

### Material Data

Color	light gray
Material group	I
Insulation material	Polyamide 66 (PA 66)
Flammability class per UL94	V0
Clamping spring material	Chrome nickel spring steel (CrNi)
Contact material	Electrolytic copper (E <sub>Cu</sub> )
Contact plating	tin-plated
Fire load	0,071 MJ
Weight	3,5 g

### Environmental Requirements

Limit temperature range	-60 ... +100 °C
-------------------------	-----------------

### Commercial data

Product Group	3 (Multi Conn. System)
Packaging type	BOX
Country of origin	PL
GTIN	4044918513517
Customs tariff number	85366990990



Supus modificărilor.

WAGO Kontakttechnik GmbH & Co. KG  
 /Representative Office Romania  
 Sos. Pipera-Tunari nr. 1/1  
 building 1, 2nd floor | 077190 Voluntari, Ilfov  
 Tel.: +40-(0)31 421 85 68 | Email: info-RO@wago.com




Aveți întrebări despre produsele noastre?  
 Vă stăm la dispoziție pentru preluarea apelului la +40 (0) 31 421 85 68.

## Aprobări / certificate



## Country specific Approvals

Emblemă	Aprobare	Text de aprobare suplimentar	Nume certificat
	<b>CCA</b> DEKRA Certification B.V.	EN 61984	2169534.02
	<b>CSA</b> DEKRA Certification B.V.	C22.2	1465035

## Ship Approvals












Emblemă	Aprobare	Text de aprobare suplimentar	Nume certificat
	<b>ABS</b> American Bureau of Shipping	-	19- HG1869876- PDA
	<b>DNV GL</b> Det Norske Veritas, Germanischer Lloyd	-	TAE000016Z
	<b>LR</b> Lloyds Register	IEC 61984	96/20035 (E5)

## UL-Approvals

Emblemă	Aprobare	Text de aprobare suplimentar	Nume certificat
	<b>UL</b> UL International Germany GmbH	UL 1977	20150318- E45171
	<b>UR</b> Underwriters Laboratories Inc.	UL 1059	20190122- E45172

Supus modificărilor.

## Counterpart

	<b>Nr. articol</b> 2734-104/031-000 1-conductor female plug; 100% protected against mismatching; push-button; clamping collar; 1.5 mm <sup>2</sup> ; Pin spacing 3.5 mm; 4-pole; 1,50 mm <sup>2</sup> ; light gray	<a href="http://www.wago.com/2734-104/031-000">www.wago.com/2734-104/031-000</a>
	<b>Nr. articol</b> 2734-104/033-000 1-conductor female plug; 100% protected against mismatching; push-button; Strain relief plate; 1.5 mm <sup>2</sup> ; Pin spacing 3.5 mm; 4-pole; 1,50 mm <sup>2</sup> ; light gray	<a href="http://www.wago.com/2734-104/033-000">www.wago.com/2734-104/033-000</a>
	<b>Nr. articol</b> 2734-104 1-conductor female plug; 100% protected against mismatching; push-button; 1.5 mm <sup>2</sup> ; Pin spacing 3.5 mm; 4-pole; 1,50 mm <sup>2</sup> ; light gray	<a href="http://www.wago.com/2734-104">www.wago.com/2734-104</a>
	<b>Nr. articol</b> 2734-104/037-000 1-conductor female plug; 100% protected against mismatching; push-button; Locking lever; 1.5 mm <sup>2</sup> ; Pin spacing 3.5 mm; 4-pole; 1,50 mm <sup>2</sup> ; light gray	<a href="http://www.wago.com/2734-104/037-000">www.wago.com/2734-104/037-000</a>
	<b>Nr. articol</b> 734-104 1-conductor female plug; 100% protected against mismatching; 1.5 mm <sup>2</sup> ; Pin spacing 3.5 mm; 4-pole; 1,50 mm <sup>2</sup> ; light gray	<a href="http://www.wago.com/734-104">www.wago.com/734-104</a>
	<b>Nr. articol</b> 734-104/008-000 1-conductor female plug; 100% protected against mismatching; Snap-in mounting feet; 1.5 mm <sup>2</sup> ; Pin spacing 3.5 mm; 4-pole; 1,50 mm <sup>2</sup> ; light gray	<a href="http://www.wago.com/734-104/008-000">www.wago.com/734-104/008-000</a>
	<b>Nr. articol</b> 734-104/037-000 1-conductor female plug; 100% protected against mismatching; Locking lever; 1.5 mm <sup>2</sup> ; Pin spacing 3.5 mm; 4-pole; 1,50 mm <sup>2</sup> ; light gray	<a href="http://www.wago.com/734-104/037-000">www.wago.com/734-104/037-000</a>
	<b>Nr. articol</b> 734-104/037-000/033-000 1-conductor female plug; 100% protected against mismatching; Locking lever; Strain relief plate; 1.5 mm <sup>2</sup> ; Pin spacing 3.5 mm; 4-pole; 1,50 mm <sup>2</sup> ; light gray	<a href="http://www.wago.com/734-104/037-000/033-000">www.wago.com/734-104/037-000/033-000</a>
	<b>Nr. articol</b> 734-364 2-conductor combi strip; 100% protected against mismatching; 1.5 mm <sup>2</sup> ; Pin spacing 3.5 mm; 4-pole; 1,50 mm <sup>2</sup> ; light gray	<a href="http://www.wago.com/734-364">www.wago.com/734-364</a>
	<b>Nr. articol</b> 734-364/008-000 2-conductor combi strip; 100% protected against mismatching; Snap-in mounting feet; 1.5 mm <sup>2</sup> ; Pin spacing 3.5 mm; 4-pole; 1,50 mm <sup>2</sup> ; light gray	<a href="http://www.wago.com/734-364/008-000">www.wago.com/734-364/008-000</a>
	<b>Nr. articol</b> 734-364/037-000 2-conductor combi strip; 100% protected against mismatching; Locking lever; 1.5 mm <sup>2</sup> ; Pin spacing 3.5 mm; 4-pole; 1,50 mm <sup>2</sup> ; light gray	<a href="http://www.wago.com/734-364/037-000">www.wago.com/734-364/037-000</a>
	<b>Nr. articol</b> 734-464/037-000 THT female header; 0.9 x 0.9 mm solder pin; straight; 100% protected against mismatching; Locking lever; Pin spacing 3.5 mm; 4-pole; light gray	<a href="http://www.wago.com/734-464/037-000">www.wago.com/734-464/037-000</a>
	<b>Nr. articol</b> 734-464 THT female header; 0.9 x 0.9 mm solder pin; straight; 100% protected against mismatching; Pin spacing 3.5 mm; 4-pole; light gray	<a href="http://www.wago.com/734-464">www.wago.com/734-464</a>

Supus modificărilor.

WAGO Kontakttechnik GmbH & Co. KG  
/Representative Office Romania  
Sos. Pipera-Tunari nr. 1/1  
building 1, 2nd floor | 077190 Voluntari, Ilfov  
Tel.: +40-(0)31 421 85 68 | Email: info-RO@wago.com

Aveți întrebări despre produsele noastre?  
Vă stăm la dispoziție pentru preluarea apelului la +40 (0) 31 421 85 68.



**Nr. articol**734-534

THT female header; 0.9 x 0.9 mm solder pin; angled; 100% protected against mismatching; Pin spacing 3.5 mm; 4-pole; light gray

[www.wago.com/734-534](http://www.wago.com/734-534)



**Nr. articol**734-534/037-000

THT female header; 0.9 x 0.9 mm solder pin; angled; 100% protected against mismatching; Locking lever; Pin spacing 3.5 mm; 4-pole; light gray

[www.wago.com/734-534/037-000](http://www.wago.com/734-534/037-000)

## Produse compatibile

### Marking accessories

**Nr. articol:** 210-332/350-202

Marking strips; as a DIN A4 sheet; MARKED; 1-16 (240x); Height of marker strip: 3 mm; Strip length 182 mm; Horizontal marking; Self-adhesive; white

[www.wago.com/210-332/350-202](http://www.wago.com/210-332/350-202)

**Nr. articol:** 210-332/350-204

Marking strips; as a DIN A4 sheet; MARKED; 17-32 (240x); Height of marker strip: 3 mm; Strip length 182 mm; Horizontal marking; Self-adhesive; white

[www.wago.com/210-332/350-204](http://www.wago.com/210-332/350-204)

**Nr. articol:** 210-332/350-206

Marking strips; as a DIN A4 sheet; MARKED; 33-48 (240x); Height of marker strip: 3 mm; Strip length 182 mm; Horizontal marking; Self-adhesive; white

[www.wago.com/210-332/350-206](http://www.wago.com/210-332/350-206)

### Coding



**Nr. articol:** 734-130

Coding key; to be snapped above top level; white

[www.wago.com/734-130](http://www.wago.com/734-130)

### check



**Nr. articol:** 735-500

Test pin; 1 mm Ø; with solder connection for test wire

[www.wago.com/735-500](http://www.wago.com/735-500)

### ferrule



**Nr. articol:** 216-101

Ferrule; Sleeve for 0.5 mm<sup>2</sup> / AWG 22; uninsulated; electro-tin plated

[www.wago.com/216-101](http://www.wago.com/216-101)



**Nr. articol:** 216-102

Ferrule; Sleeve for 0.75 mm<sup>2</sup> / AWG 20; uninsulated; electro-tin plated

[www.wago.com/216-102](http://www.wago.com/216-102)



**Nr. articol:** 216-103

Ferrule; Sleeve for 1 mm<sup>2</sup> / AWG 18; uninsulated; electro-tin plated

[www.wago.com/216-103](http://www.wago.com/216-103)




















**Nr. articol:** 216-104

Ferrule; Sleeve for 1.5 mm<sup>2</sup> / AWG 16; uninsulated; electro-tin plated

[www.wago.com/216-104](http://www.wago.com/216-104)

Supus modificărilor.

	<b>Nr. articol: 216-121</b> Ferrule; Sleeve for 0.5 mm <sup>2</sup> / AWG 22; uninsulated; electro-tin plated	<a href="http://www.wago.com/216-121">www.wago.com/216-121</a>
	<b>Nr. articol: 216-122</b> Ferrule; Sleeve for 0.75 mm <sup>2</sup> / AWG 20; uninsulated; electro-tin plated	<a href="http://www.wago.com/216-122">www.wago.com/216-122</a>
	<b>Nr. articol: 216-123</b> Ferrule; Sleeve for 1 mm <sup>2</sup> / AWG 18; uninsulated; electro-tin plated	<a href="http://www.wago.com/216-123">www.wago.com/216-123</a>
	<b>Nr. articol: 216-124</b> Ferrule; Sleeve for 1.5 mm <sup>2</sup> / AWG 16; uninsulated; electro-tin plated	<a href="http://www.wago.com/216-124">www.wago.com/216-124</a>
	<b>Nr. articol: 216-131</b> Ferrule; Sleeve for 0.25 mm <sup>2</sup> / AWG 24; uninsulated; electro-tin plated	<a href="http://www.wago.com/216-131">www.wago.com/216-131</a>
	<b>Nr. articol: 216-132</b> Ferrule; Sleeve for 0.34 mm <sup>2</sup> / AWG 24; uninsulated; electro-tin plated	<a href="http://www.wago.com/216-132">www.wago.com/216-132</a>
	<b>Nr. articol: 216-141</b> Ferrule; Sleeve for 0.5 mm <sup>2</sup> / 20 AWG; uninsulated; electro-tin plated; electrolytic copper; gastight crimped; acc. to DIN 46228, Part 1/08.92	<a href="http://www.wago.com/216-141">www.wago.com/216-141</a>
	<b>Nr. articol: 216-142</b> Ferrule; Sleeve for 0.75 mm <sup>2</sup> / 18 AWG; uninsulated; electro-tin plated; electrolytic copper; gastight crimped; acc. to DIN 46228, Part 1/08.92	<a href="http://www.wago.com/216-142">www.wago.com/216-142</a>
	<b>Nr. articol: 216-143</b> Ferrule; Sleeve for 1 mm <sup>2</sup> / AWG 18; uninsulated; electro-tin plated; electrolytic copper; gastight crimped; acc. to DIN 46228, Part 1/08.92	<a href="http://www.wago.com/216-143">www.wago.com/216-143</a>
	<b>Nr. articol: 216-144</b> Ferrule; Sleeve for 1.5 mm <sup>2</sup> / AWG 16; uninsulated; electro-tin plated; electrolytic copper; gastight crimped; acc. to DIN 46228, Part 1/08.92	<a href="http://www.wago.com/216-144">www.wago.com/216-144</a>
	<b>Nr. articol: 216-151</b> Ferrule; Sleeve for 0.25 mm <sup>2</sup> / AWG 24; uninsulated; electro-tin plated	<a href="http://www.wago.com/216-151">www.wago.com/216-151</a>
	<b>Nr. articol: 216-152</b> Ferrule; Sleeve for 0.34 mm <sup>2</sup> / AWG 24; uninsulated; electro-tin plated	<a href="http://www.wago.com/216-152">www.wago.com/216-152</a>
	<b>Nr. articol: 216-201</b> Ferrule; Sleeve for 0.5 mm <sup>2</sup> / 20 AWG; insulated; electro-tin plated; white	<a href="http://www.wago.com/216-201">www.wago.com/216-201</a>
	<b>Nr. articol: 216-202</b> Ferrule; Sleeve for 0.75 mm <sup>2</sup> / 18 AWG; insulated; electro-tin plated; gray	<a href="http://www.wago.com/216-202">www.wago.com/216-202</a>
	<b>Nr. articol: 216-203</b> Ferrule; Sleeve for 1 mm <sup>2</sup> / AWG 18; insulated; electro-tin plated; red	<a href="http://www.wago.com/216-203">www.wago.com/216-203</a>
	<b>Nr. articol: 216-204</b> Ferrule; Sleeve for 1.5 mm <sup>2</sup> / AWG 16; insulated; electro-tin plated; black	<a href="http://www.wago.com/216-204">www.wago.com/216-204</a>
	<b>Nr. articol: 216-221</b> Ferrule; Sleeve for 0.5 mm <sup>2</sup> / 20 AWG; insulated; electro-tin plated; white	<a href="http://www.wago.com/216-221">www.wago.com/216-221</a>
	<b>Nr. articol: 216-222</b> Ferrule; Sleeve for 0.75 mm <sup>2</sup> / 18 AWG; insulated; electro-tin plated; gray	<a href="http://www.wago.com/216-222">www.wago.com/216-222</a>

Supus modificărilor.





**Nr. articol: 216-223**  
Ferrule; Sleeve for 1 mm<sup>2</sup> / AWG 18; insulated; electro-tin plated; red [www.wago.com/216-223](http://www.wago.com/216-223)



**Nr. articol: 216-224**  
Ferrule; Sleeve for 1.5 mm<sup>2</sup> / AWG 16; insulated; electro-tin plated; black [www.wago.com/216-224](http://www.wago.com/216-224)



**Nr. articol: 216-241**  
Ferrule; Sleeve for 0.5 mm<sup>2</sup> / 20 AWG; insulated; electro-tin plated; electrolytic copper; gastight crimped; acc. to DIN 46228, Part 4/09.90; white [www.wago.com/216-241](http://www.wago.com/216-241)



**Nr. articol: 216-242**  
Ferrule; Sleeve for 0.75 mm<sup>2</sup> / 18 AWG; insulated; electro-tin plated; electrolytic copper; gastight crimped; acc. to DIN 46228, Part 4/09.90; gray [www.wago.com/216-242](http://www.wago.com/216-242)



**Nr. articol: 216-243**  
Ferrule; Sleeve for 1 mm<sup>2</sup> / AWG 18; insulated; electro-tin plated; electrolytic copper; gastight crimped; acc. to DIN 46228, Part 4/09.90; red [www.wago.com/216-243](http://www.wago.com/216-243)



**Nr. articol: 216-244**  
Ferrule; Sleeve for 1.5 mm<sup>2</sup> / AWG 16; insulated; electro-tin plated; electrolytic copper; gastight crimped; acc. to DIN 46228, Part 4/09.90; black [www.wago.com/216-244](http://www.wago.com/216-244)



**Nr. articol: 216-262**  
Ferrule; Sleeve for 0.75 mm<sup>2</sup> / 18 AWG; insulated; electro-tin plated; electrolytic copper; gastight crimped; acc. to DIN 46228, Part 4/09.90; gray [www.wago.com/216-262](http://www.wago.com/216-262)



**Nr. articol: 216-263**  
Ferrule; Sleeve for 1 mm<sup>2</sup> / AWG 18; insulated; electro-tin plated; electrolytic copper; gastight crimped; acc. to DIN 46228, Part 4/09.90; red [www.wago.com/216-263](http://www.wago.com/216-263)



**Nr. articol: 216-264**  
Ferrule; Sleeve for 1.5 mm<sup>2</sup> / AWG 16; insulated; electro-tin plated; electrolytic copper; gastight crimped; acc. to DIN 46228, Part 4/09.90; black [www.wago.com/216-264](http://www.wago.com/216-264)



**Nr. articol: 216-284**  
Ferrule; Sleeve for 1.5 mm<sup>2</sup> / AWG 16; insulated; electro-tin plated; electrolytic copper; gastight crimped; acc. to DIN 46228, Part 4/09.90; black [www.wago.com/216-284](http://www.wago.com/216-284)

**Nr. articol: 216-301**  
Ferrule; Sleeve for 0.25 mm<sup>2</sup> / AWG 24; insulated; electro-tin plated; yellow [www.wago.com/216-301](http://www.wago.com/216-301)



**Nr. articol: 216-302**  
Ferrule; Sleeve for 0.34 mm<sup>2</sup> / 22 AWG; insulated; electro-tin plated; green [www.wago.com/216-302](http://www.wago.com/216-302)

**Nr. articol: 216-321**  
Ferrule; Sleeve for 0.25 mm<sup>2</sup> / AWG 24; insulated; electro-tin plated; yellow [www.wago.com/216-321](http://www.wago.com/216-321)



**Nr. articol: 216-322**  
Ferrule; Sleeve for 0.34 mm<sup>2</sup> / 22 AWG; insulated; electro-tin plated; green [www.wago.com/216-322](http://www.wago.com/216-322)

#### protection



**Nr. articol: 734-420**  
Cover for male connectors; for 734 Series; IP20 protection; black [www.wago.com/734-420](http://www.wago.com/734-420)

#### Strain relief plate

Supus modificărilor.



Nr. articol: 734-127  
Strain relief plate; light gray

[www.wago.com/734-127](http://www.wago.com/734-127)

## Descărcări Documentation

### Additional Information

Technical explanations

Apr 3, 2019

pdf  
3,6 MB

Descărcare

## CAD/CAE-Data

### CAD data

2D/3D Models 734-304

URL

Descărcare

### CAE data


EPLAN Data Portal 734-304

URL


Descărcare

## Installation Notes


### Inserting a conductor



Inserting a conductor into CAGE CLAMP® unit via operating tool (210-251 or 210-250).



Inserting a conductor via (2.5 x 0.4) mm screwdriver – CAGE CLAMP® actuation parallel to conductor entry.




Inserting a conductor via (2.5 x 0.4) mm screwdriver – CAGE CLAMP® actuation perpendicular to conductor entry.

Supus modificărilor.


WAGO Kontakttechnik GmbH & Co. KG  
/Representative Office Romania  
Sos. Pipera-Tunari nr. 1/1  
building 1, 2nd floor | 077190 Voluntari, Ilfov  
Tel.: +40-(0)31 421 85 68 | Email: [info-RO@wago.com](mailto:info-RO@wago.com)

Aveți întrebări despre produsele noastre?  
Vă stăm la dispoziție pentru preluarea apelului la +40 (0) 31 421 85 68.




Inserting a conductor into CAGE CLAMP® unit via operating lever (734-191).

### Testing



Testing via 1 mm Ø test pin (735-500) – CAGE CLAMP® connection – touch contact.


### Marking



Labeling via direct marking or self-adhesive strips.

### Assembly

Supus modificărilor.



Strain relief housing for 734 Series Male and Female Connectors with CAGE CLAMP® connection.

### Familie de produse

*<i>MCS</i>* MINI

Afișare globală produse din familie.

Supus modificărilor.