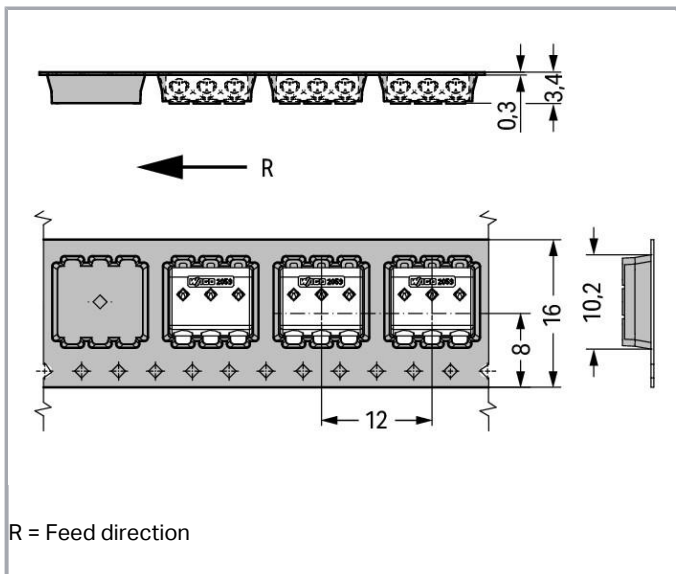
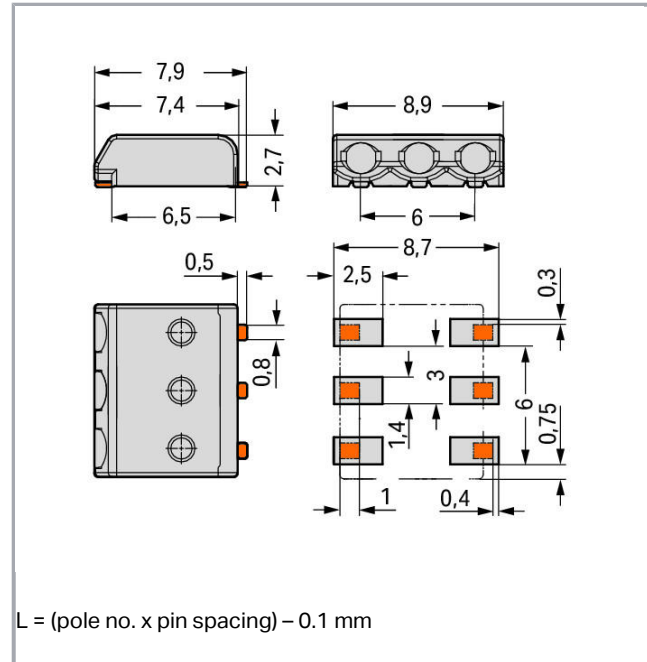



Fișă tehnică | Număr articol: 2059-303/998-403

SMD PCB terminal block; 0.5 mm²; Pin spacing 3 mm; 3-pole; PUSH WIRE®; in tape-and-reel packaging; 0,50 mm²; white



www.wago.com/2059-303/998-403



Descriere articol

- SMD PCB terminal blocks with PUSH WIRE® connection technology

Supus modificărilor.

WAGO Kontakttechnik GmbH & Co. KG
/Representative Office Romania
Sos. Pipera-Tunari nr. 1/1
building 1, 2nd floor | 077190 Voluntari, Ilfov
Tel.: +40-(0)31 421 85 68 | Email: info-RO@wago.com

Aveți întrebări despre produsele noastre?
Vă stăm la dispoziție pentru preluarea apelului la +40 (0) 31 421 85 68.



- Push-in termination of solid conductors
- Easy conductor removal via operating tool
- Height of just 2.7 mm
- Assemble terminal blocks without pole loss
- Available in tape-and-reel packaging for automated assembly

Note:

Application notes:

Suitable for lead-free, reflow-soldering profiles per DIN EN 61760-1 and IEC 60068-2-58 up to max. 260°C peak temperature. Due to application-specific variables (component configuration and orientation, type of soldering machine, solder paste), trial runs are recommended to ensure product and process compatibility under actual manufacturing conditions.

Note:

Depending on reflow soldering temperatures and times, color deviations may occur. These deviations will have no impact on functionality.

Recommendation:

Recommendation for stencil:

Material thickness: 150 µm; Pattern layout identical to solder pad layout

Date

Electrical data

Ratings per IEC/EN 60664-1

Ratings per	IEC/EN 60664-1
Nominal voltage (III/3)	63 V
Rated surge voltage (III/3)	2,5 kV
Rated voltage (III/2)	160 V
Rated surge voltage (III/2)	2,5 kV
Nominal voltage (II/2)	320 V
Rated surge voltage (II/2)	2,5 kV
Rated current	3 A
Legend (ratings)	(III / 2) ≙ Overvoltage category III / Pollution degree 2

Supus modificărilor.

Approvals per UL 1059

Approvals per	UL 1059
---------------	---------

Approvals per UL 1977

Rated voltage UL 1977	250 V
Rated current UL 1977	3 A

Connection data

Connection technology	PUSH WIRE®
Actuation type	Operating tool
Solid conductor	0,14 ... 0,34 mm ² / 26 ... 22 AWG
Strip length	4 ... 5,5 mm / 0.16 ... 0.22 inch
Conductor connection direction to PCB	0°
Pole No.	3
Solid conductor 2	0,5 mm ² / 20 AWG
Note (conductor cross-section) 2	No reconnection of smaller conductor cross-sections (0.5 mm ² /20 AWG)
Strip length 2	6 ... 7,5 mm / 0.24 ... 0.3 inch
Total number of connection points	3
Total number of potentials	3
Number of connection types	1
Number of levels	1
Note (conductor cross-section)	For conductors (26 AWG) that are not rigid enough, the clamping unit must be opened using an operating tool.

Geometrical Data

Pin spacing	3 mm / 0.118 inch
Width	8,9 mm / 0.35 inch
Height	2,7 mm / 0.106 inch
Depth	7,9 mm / 0.311 inch
Reel diameter of tape-and-reel packaging	330 mm
Tape width	16 mm

PCB contact

PCB contact	SMD
-------------	-----

Supus modificărilor.

Material Data

Color	white
Material group	I
Insulation material	Polyphthalamide (PPA GF)
Flammability class per UL94	V0
Clamping spring material	Chrome nickel spring steel (CrNi)
Contact material	Copper alloy
Contact plating	tin-plated
Weight	0,2 g

Environmental Requirements

Limit temperature range	-60 ... +105 °C
-------------------------	-----------------

Commercial data

Product Group	33 (Printed Circuit)
Packaging type	BOX
Country of origin	CH
GTIN	4055143082693
Customs tariff number	85369010000

Aprobări / certificate

Country specific Approvals

Embleă	Aprobare	Text de aprobare suplimentar	Nume certificat
	CCA DEKRA Certification B.V.	EN 60947	NTR NL-7680
	CCA DEKRA Certification B.V.	EN 60838	NTR NL-7720
	KEMA/KEUR DEKRA Certification B.V.	EN 60947	71-103560
	KEMA/KEUR DEKRA Certification B.V.	EN 60838	71-106226


Supus modificărilor.

WAGO Kontakttechnik GmbH & Co. KG
/Representative Office Romania
Sos. Pipera-Tunari nr. 1/1
building 1, 2nd floor | 077190 Voluntari, Ilfov
Tel.: +40-(0)31 421 85 68 | Email: info-RO@wago.com

Aveți întrebări despre produsele noastre?
Vă stăm la dispoziție pentru preluarea apelului la +40 (0) 31 421 85 68.



UL-Approvals

Emblemă	Aprobare	Text de aprobare suplimentar	Nume certificat
	UL Underwriters Laboratories Inc.	UL 1977	E45171




Counterpart

Produse compatibile

tools

	Nr. articol: 2059-189 Operating tool; made of insulating material; for 2059 Series	www.wago.com/2059-189
	Nr. articol: 206-859 Operating tool; for 2059 Series	www.wago.com/206-859

General accessories

	Nr. articol: 2059-903 Board-to-Board Link; Pin spacing 3 mm; 3-pole; Length: 15.3 mm; white	www.wago.com/2059-903
	Nr. articol: 2059-903/018-000 Board-to-Board Link; Pin spacing 3 mm; 3-pole; Length: 17.5 mm; white	www.wago.com/2059-903/018-000
	Nr. articol: 2059-903/021-000 Board-to-Board Link; Pin spacing 3 mm; 3-pole; Length: 20.5 mm; white	www.wago.com/2059-903/021-000

Descărcări

Documentation

Additional Information

Technical explanations	Apr 3, 2019	pdf 3,6 MB	Descărcare
------------------------	-------------	---------------	------------

Supus modificărilor.

WAGO Kontakttechnik GmbH & Co. KG
/Representative Office Romania
Sos. Pipera-Tunari nr. 1/1
building 1, 2nd floor | 077190 Voluntari, Ilfov
Tel.: +40-(0)31 421 85 68 | Email: info-RO@wago.com

Aveți întrebări despre produsele noastre?
Vă stăm la dispoziție pentru preluarea apelului la +40 (0) 31 421 85 68.



CAD/CAE-Data

CAD data

2D/3D Models 2059-303/998-403	URL	Descărcare
-------------------------------	---------------------	----------------------------

PCB Design

Symbol and Footprint 2059-303/998-403	URL	Descărcare
---------------------------------------	---------------------	----------------------------

CAX data for your PCB design, consisting of "schematic symbols and PCB footprints", allow easy integration of the WAGO component into your development environment.

Supported formats:

- Accel EDA 14 & 15
- Altium 6 to current version
- Cadence Allegro
- DesignSpark
- Eagle Libraries
- KiCad
- Mentor Graphics BoardStation
- Mentor Graphics Design Architect
- Mentor Graphics Design Expedition 99 and 2000
- OrCAD 9.X PCB and Capture
- PADS PowerPCB 3, 3.5, 4.X, and 5.X
- PADS PowerPCB and PowerLogic 3.0
- PCAD 2000, 2001, 2002, 2004, and 2006
- Pulsonix 8.5 or newer
- STL
- 3D STEP
- TARGET 3001!
- View Logic ViewDraw
- Quadcept
- Zuken CadStar 3 and 4
- Zuken CR-5000 and CR-8000

PCB Component Libraries (EDA), PCB CAD Library Ultra Librarian

Installation Notes

Conductor termination

Supus modificărilor.

WAGO Kontakttechnik GmbH & Co. KG
 /Representative Office Romania
 Sos. Pipera-Tunari nr. 1/1
 building 1, 2nd floor | 077190 Voluntari, Ilfov
 Tel.: +40-(0)31 421 85 68 | Email: info-RO@wago.com

Aveți întrebări despre produsele noastre?
 Vă stăm la dispoziție pentru preluarea apelului la +40 (0) 31 421 85 68.



Inserting solid conductors via push-in termination.

Conductor termination



Easy conductor removal (e.g., via 206-859 Operating Tool)

Supus modificărilor.