

Fișă tehnică | Număr articol: 772-263

Tap-off module; for flat cable; 5 x 2.5 mm² + 2 x 1.5 mm²; 3-pole; Cod. A; with cable connection on the output side; black



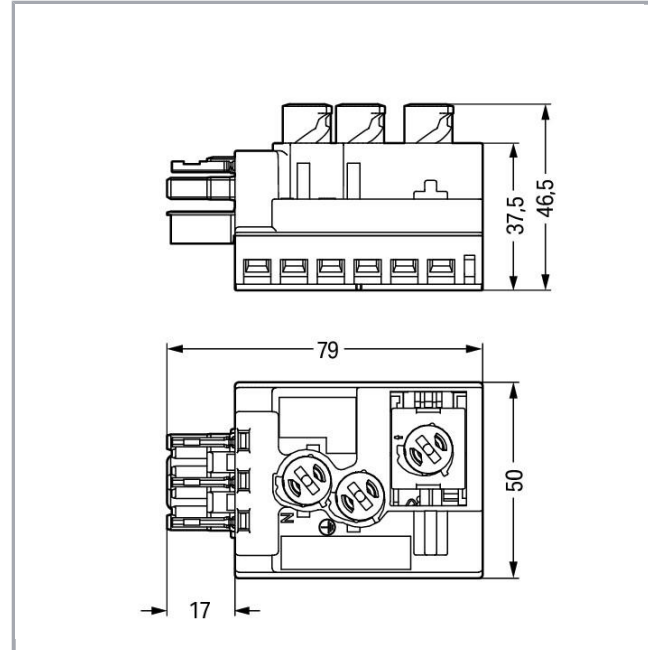
www.wago.com/772-263



RoHS Compliant

BOMcheck.net

Culoare: ■



Descriere articol

- Suitable for bus and power lines or for bus and power combined in one cable
- Easy installation without line interruption due to convenient insulation displacement technology (IDC)
- WINSTA® IDC Supply and Tap-Off Modules allow connection at any location of the flat cable – one rotation per pole is all that is required

Note on mismatching protection:

All WINSTA® components are 100% protected against mismatching when:

- a.) plugging different numbers of poles
- b.) plugging while rotated 180
- c.) plugging while laterally staggered
- d.) plugging one pole

Supus modificărilor.

WAGO Kontakttechnik GmbH & Co. KG
/Representative Office Romania
Sos. Pipera-Tunari nr. 1/1
building 1, 2nd floor | 077190 Voluntari, Ilfov
Tel.: +40-(0)31 421 85 68 | Email: info-RO@wago.com

Aveți întrebări despre produsele noastre?

Vă stăm la dispoziție pentru preluarea apelului la +40 (0) 31 421 85 68.

**Date****Electrical data**

Note on Contact Resistance	approx. 1 mΩ of contact resistance approx. 0.25 mΩ contact transition plug/socket
----------------------------	---

Ratings per IEC/EN 60664-1

Ratings per	IEC/EN 60664-1
Nominal voltage (III/3)	400 V
Rated surge voltage (III/3)	6 kV
Rated current	25 A
Legend (ratings)	(III / 3) ≙ Overvoltage category III / Pollution degree 3

Connection data

Connection technology	IDC
Actuation type	Operating tool
Pole No.	3
Total number of potentials	3

Geometrical Data

Width	49 mm / 1.929 inch
Height	46,5 mm / 1.831 inch
Depth	79 mm / 3.11 inch

Mechanical data

Coding	A
Mating force of a plug-in connection	approx. 30 ... 70 N (depending on pole number)
Retention force of a plug-in connection	When locked: > 80 N
Unmating force of a plug-in connection	when unlocked: approx. 15 ... 20 N
Number of mating cycles	200, without resistive load 100, with resistive load $I_N = 25$ A, tested (4 mm ² /12 AWG)
Marking	L N
Protection type	IP20

Supus modificărilor.

WAGO Kontakttechnik GmbH & Co. KG
 /Representative Office Romania
 Sos. Pipera-Tunari nr. 1/1
 building 1, 2nd floor | 077190 Voluntari, Ilfov
 Tel.: +40-(0)31 421 85 68 | Email: info-RO@wago.com

Aveți întrebări despre produsele noastre?
 Vă stăm la dispoziție pentru preluarea apelului la +40 (0) 31 421 85 68.



Note on protection type	Only when mated (these compact connectors are not designed for use in open, easily accessible areas).
Potential marking	L N
Application	General mains applications
Suitable	for flat cable 5 x 2.5 mm ² , 5 x 4 mm ² , 5 x 2.5 mm ² + 2 x 1.5 mm ²

Plug connection

Mismating protection	Yes
Locking of plug-in connection	locking lever

Material Data

Color	black
Insulation material	Polyamide 66 (PA 66)
Contact material	Copper or copper alloy (surface-treated)
Fire load	1,843 MJ
Weight	70,1 g

Environmental Requirements

Processing temperature	-5 ... +40 °C
Continuous operating temperature	-35 ... +85 °C
Note on continuous operating temperature	PVC cable for temperatures ≤ 70 °C (including halogen-free) PVC flat cable for temperatures -15 °C to ≤ 70 °C (including halogen-free) Insulating parts for temperatures ≤ 105 °C

Commercial data

Product Group	20 (WINSTA)
Packaging type	BOX
Country of origin	DE
GTIN	4045454062019
Customs tariff number	85366990990

Aprobări / certificate

UL-Approvals

Emblemă	Aprobare	Text de aprobare suplimentar	Nume certificat
	UL UL International Germany GmbH	UL 1977	E45171






Supus modificărilor.

WAGO Kontakttechnik GmbH & Co. KG
/Representative Office Romania
Sos. Pipera-Tunari nr. 1/1
building 1, 2nd floor | 077190 Voluntari, Ilfov
Tel.: +40-(0)31 421 85 68 | Email: info-RO@wago.com

Aveți întrebări despre produsele noastre?
Vă stăm la dispoziție pentru preluarea apelului la +40 (0) 31 421 85 68.





Counterpart





	Nr. articol 770-113 Plug; with strain relief housing; 3-pole; Cod. A; 4,00 mm ² ; black	www.wago.com/770-113
	Nr. articol 770-213 Plug; 3-pole; Cod. A; 4,00 mm ² ; black	www.wago.com/770-213
	Nr. articol 770-213/035-000 Plug; with strain relief housing; 3-pole; Cod. A; 4,00 mm ² ; black	www.wago.com/770-213/035-000
	Nr. articol 771-9993/006-101 pre-assembled interconnecting cable; Eca; Socket/plug; 3-pole; Cod. A; H05VV-F 3G 1.5 mm ² ; 1 m; 1,50 mm ² ; black	www.wago.com/771-9993/006-101
	Nr. articol 771-9993/206-101 pre-assembled connecting cable; Eca; Plug/open-ended; 3-pole; Cod. A; H05VV-F 3G 1.5 mm ² ; 1 m; 1,50 mm ² ; black	www.wago.com/771-9993/206-101

Produse compatibile

tools

	Nr. articol: 210-635 Operating tool; Blade: 6.5 x 1.2 mm	www.wago.com/210-635
	Nr. articol: 210-636 Operating tool; Blade: 6.5 x 1.2 mm; with a partially insulated shaft	www.wago.com/210-636

wiring and connectors

	Nr. articol: 897-251 pre-assembled flat cable; Eca; 5G 2.5 mm ² ; PVC; 3L + N + PE; 0.6/1 kV; 2,50 mm ² ; acid green	www.wago.com/897-251
	Nr. articol: 897-252 pre-assembled flat cable; B2ca; 5G 2.5 mm ² ; halogen-free; 3L + N + PE; 0.6/1 kV; 2,50 mm ² ; acid green	www.wago.com/897-252
	Nr. articol: 897-261 Flat cable; 5G 2.5 mm ² + 2 x 1.5 mm ² ; PVC; 3L + N + PE + 2 buses; 0.6/1 kV; 2,50 mm ² ; violet	www.wago.com/897-261
	Nr. articol: 897-262 Flat cable; 5G 2.5 mm ² + 2 x 1.5 mm ² ; halogen-free; 3L + N + PE + 2 buses; 0.6/1 kV; 2,50 mm ² ; violet	www.wago.com/897-262

Supus modificărilor.

WAGO Kontakttechnik GmbH & Co. KG
/Representative Office Romania
Sos. Pipera-Tunari nr. 1/1
building 1, 2nd floor | 077190 Voluntari, Ilfov
Tel.: +40-(0)31 421 85 68 | Email: info-RO@wago.com

Aveți întrebări despre produsele noastre?
Vă stăm la dispoziție pentru preluarea apelului la +40 (0) 31 421 85 68.



Nr. articol: 897-453

Flat cable; 5G 4 mm²; halogen-free; 3L + N + PE; 0.6/1 kV; 4,00 mm²; black

Descărcări CAD/CAE-Data

CAD data

2D/3D Models 772-263

[URL](#)

[Descărcare](#)

CAE data

EPLAN Data Portal 772-263

[URL](#)

[Descărcare](#)


WSCAD Universe 772-263

[URL](#)

[Descărcare](#)

Installation Notes


Conductor termination



Insert flat cable into base (observe coding!).




Mount IDC module flush with the base.




Screw down contact elements until element stops.

Should the IDC module jam during mounting, turn the upper part by 180° and remount it.


Supus modificărilor.



After connecting the flat cable, the IDC module is locked and can no longer be moved, even after unscrewing the contact element.



Notice: Should it be necessary to tap another phase, this must be done in a different location. To do so, the contact elements must be unscrewed and brought back to their original position.




Lift contact element to unlock phase selector and select the new phase.

Notice: Do not reuse in the same location of the flat cable.

Installation




The mounting plate can be centrally mounted, or attached via outboard attachment points using 770-601 Mounting Pins.




Snapping a supply or tap-off module onto a mounting plate.

Application

Supus modificărilor.



The phase selector is in position L2 (center) when delivered.



Move the phase selector into position L1 or L3 if required.

Safety



After removing the module, the contact holes in the flat cable must be sealed using insulating tape.

Familie de produse

WINSTA® IDC

Afișare globală produse din familie.

Supus modificărilor.