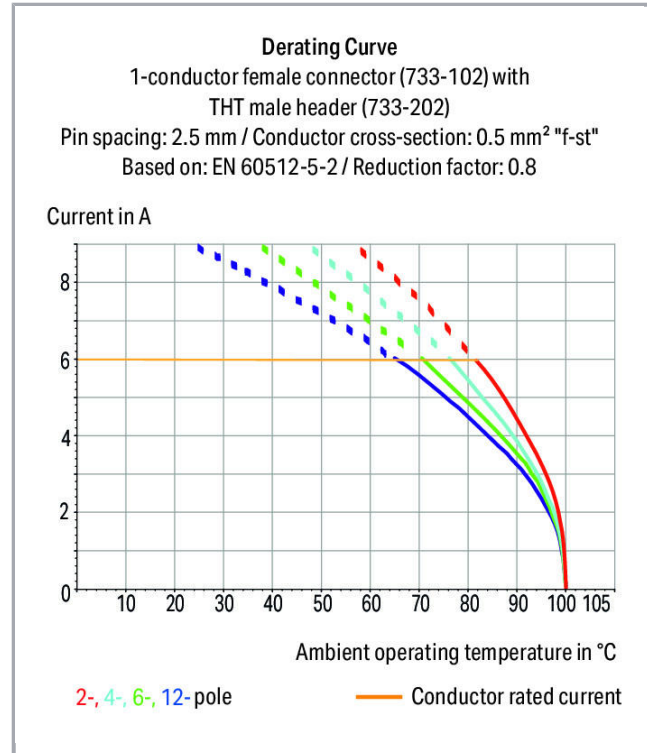


Fișă tehnică | Număr articol: 733-205

1-conductor male connector; 100% protected against mismatching; 0.5 mm²;
Pin spacing 2.5 mm; 5-pole; 0,50 mm²; light gray

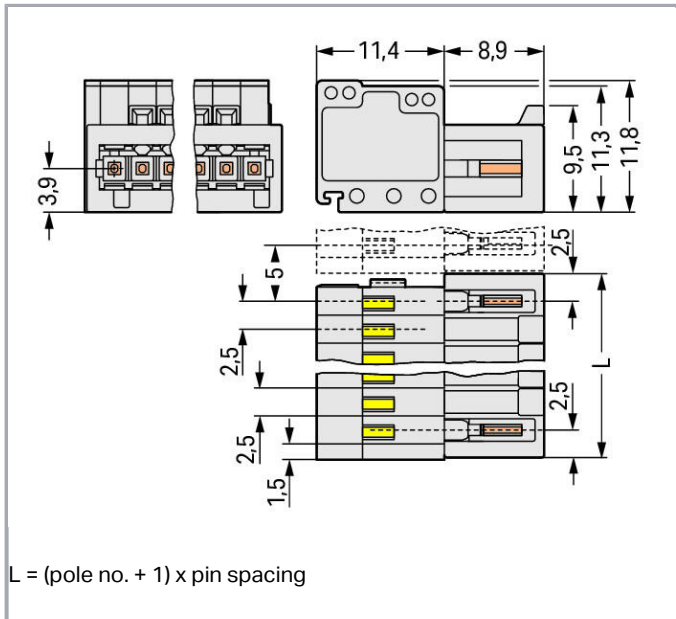
www.wago.com/733-205



Supus modificărilor.

WAGO Kontakttechnik GmbH & Co. KG
/Representative Office Romania
Sos. Pipera-Tunari nr. 1/1
building 1, 2nd floor | 077190 Voluntari, Ilfov
Tel.: +40-(0)31 421 85 68 | Email: info-RO@wago.com

Aveți întrebări despre produsele noastre?
Vă stăm la dispoziție pentru preluarea apelului la +40 (0) 31 421 85 68.



Descriere articol

- Universal connection for all conductor types
- Easy cable pre-assembly and on-unit wiring via vertical and horizontal CAGE CLAMP® actuation
- For wire-to-wire connections
- 100% protected against mismatching
- Coding via coding fingers

Safety information 1:

The *MULTI CONNECTION SYSTEM (MCS)* is designed without breaking capacity for compliance with DIN EN 61984. When used as intended, MCS Connectors shall not be connected/disconnected when live or under load. The circuit design should ensure header pins, which can be touched, are not live when unmated.

Date

Electrical data

Ratings per IEC/EN 60664-1

Ratings per	IEC/EN 60664-1
Nominal voltage (III/3)	100 V
Rated surge voltage (III/3)	2,5 kV
Rated voltage (III/2)	160 V
Rated surge voltage (III/2)	2,5 kV
Nominal voltage (II/2)	320 V

Supus modificărilor.

WAGO Kontakttechnik GmbH & Co. KG
 /Representative Office Romania
 Sos. Pipera-Tunari nr. 1/1
 building 1, 2nd floor | 077190 Voluntari, Ilfov
 Tel.: +40-(0)31 421 85 68 | Email: info-RO@wago.com

Aveți întrebări despre produsele noastre?
 Vă stăm la dispoziție pentru preluarea apelului la +40 (0) 31 421 85 68.



Rated surge voltage (II/2)	2,5 kV
Rated current	6 A
Legend (ratings)	(III / 2) \triangleq Overvoltage category III / Pollution degree 2

Approvals per UL 1059

Rated voltage UL (Use Group B)	150 V
Rated current UL (Use Group B)	4 A
Approvals per	UL 1059

Approvals per CSA

Rated voltage CSA (Use Group B)	150 V
Rated current CSA (Use Group B)	4 A

Connection data

Connection technology	CAGE CLAMP®
Actuation type	Operating tool
Solid conductor	0.08 ... 0.5 mm ² / 28 ... 20 AWG
Fine-stranded conductor	0.08 ... 0.5 mm ² / 28 ... 20 AWG
Fine-stranded conductor; with insulated ferrule	0.25 ... 0.34 mm ²
Fine-stranded conductor; with uninsulated ferrule	0.25 ... 0.34 mm ²
Strip length	5 ... 6 mm / 0.2 ... 0.24 inch
Pole No.	5
Total number of connection points	5
Total number of potentials	5
Number of connection types	1
Number of levels	1
Conductor entry direction to mating direction	0°

Geometrical Data

Pin spacing	2.5 mm / 0.098 inch
Width	15 mm / 0.591 inch
Height	11.8 mm / 0.465 inch
Depth	20.3 mm / 0.799 inch

Plug connection

Contact type (pluggable connector)	Male connector/plug
------------------------------------	---------------------

Supus modificărilor.

WAGO Kontakttechnik GmbH & Co. KG
 /Representative Office Romania
 Sos. Pipera-Tunari nr. 1/1
 building 1, 2nd floor | 077190 Voluntari, Ilfov
 Tel.: +40-(0)31 421 85 68 | Email: info-RO@wago.com

Aveți întrebări despre produsele noastre?
 Vă stăm la dispoziție pentru preluarea apelului la +40 (0) 31 421 85 68.

Connector (connection type)	for conductors
Mismating protection	Yes

Material Data

Color	light gray
Material group	I
Insulation material	Polyamide 66 (PA 66)
Flammability class per UL94	V0
Clamping spring material	Chrome nickel spring steel (CrNi)
Contact material	Electrolytic copper (E _{Cu})
Contact plating	tin-plated
Fire load	0,053 MJ
Weight	2,6 g

Environmental Requirements



Limit temperature range	-60 ... +100 °C
-------------------------	-----------------

Commercial data

Product Group	3 (Multi Conn. System)
Packaging type	BOX
Country of origin	PL
GTIN	4044918849555
Customs tariff number	85366990990




Aprobări / certificate

Country specific Approvals



Emblemă	Aprobare	Text de aprobare suplimentar	Nume certificat
	CCA DEKRA Certification B.V.	EN 61984	2169534.01
	CSA DEKRA Certification B.V.	C22.2	1465035

Ship Approvals




Supus modificărilor.

Emblemă	Aprobare	Text de aprobare suplimentar	Nume certificat
	ABS American Bureau of Shipping	-	19- HG1869876- PDA
	DNV GL Det Norske Veritas, Germanischer Lloyd	-	TAE000016Z
	LR Lloyds Register	IEC 61984	96/20035 (E5)

UL-Approvals

Emblemă	Aprobare	Text de aprobare suplimentar	Nume certificat
	UL UL International Germany GmbH	UL 1977	E45171
	UR Underwriters Laboratories Inc.	UL 1059	20190122- E45172

Counterpart

	Nr. articol 733-105 1-conductor female plug; 100% protected against mismatching; 0.5 mm ² ; Pin spacing 2.5 mm; 5-pole; 0,50 mm ² ; light gray	www.wago.com/733-105
	Nr. articol 733-105/010-000 1-conductor female plug; 100% protected against mismatching; Gold-plated contacts; 0.5 mm ² ; Pin spacing 2.5 mm; 5-pole; 0,50 mm ² ; light gray	www.wago.com/733-105/010-000
	Nr. articol 733-105/037-000 1-conductor female plug; 100% protected against mismatching; Locking lever; 0.5 mm ² ; Pin spacing 2.5 mm; 5-pole; 0,50 mm ² ; light gray	www.wago.com/733-105/037-000







Supus modificărilor.

WAGO Kontakttechnik GmbH & Co. KG
/Representative Office Romania
Sos. Pipera-Tunari nr. 1/1
building 1, 2nd floor | 077190 Voluntari, Ilfov
Tel.: +40-(0)31 421 85 68 | Email: info-RO@wago.com

Aveți întrebări despre produsele noastre?
Vă stăm la dispoziție pentru preluarea apelului la +40 (0) 31 421 85 68.

Produse compatibile






ferrule

	Nr. articol: 216-131 Ferrule; Sleeve for 0.25 mm ² / AWG 24; uninsulated; electro-tin plated	www.wago.com/216-131
	Nr. articol: 216-132 Ferrule; Sleeve for 0.34 mm ² / AWG 24; uninsulated; electro-tin plated	www.wago.com/216-132
	Nr. articol: 216-151 Ferrule; Sleeve for 0.25 mm ² / AWG 24; uninsulated; electro-tin plated	www.wago.com/216-151
	Nr. articol: 216-152 Ferrule; Sleeve for 0.34 mm ² / AWG 24; uninsulated; electro-tin plated	www.wago.com/216-152
	Nr. articol: 216-301 Ferrule; Sleeve for 0.25 mm ² / AWG 24; insulated; electro-tin plated; yellow	www.wago.com/216-301
	Nr. articol: 216-302 Ferrule; Sleeve for 0.34 mm ² / 22 AWG; insulated; electro-tin plated; green	www.wago.com/216-302
	Nr. articol: 216-321 Ferrule; Sleeve for 0.25 mm ² / AWG 24; insulated; electro-tin plated; yellow	www.wago.com/216-321
	Nr. articol: 216-322 Ferrule; Sleeve for 0.34 mm ² / 22 AWG; insulated; electro-tin plated; green	www.wago.com/216-322

Strain relief plate

	Nr. articol: 734-128 Strain relief plate; 12.5 mm wide; light gray	www.wago.com/734-128
--	--	--

tools

	Nr. articol: 210-251 Operating tool; for MCS MICRO & MINI with CAGE CLAMP® connection; yellow	www.wago.com/210-251
	Nr. articol: 210-719 Operating tool; Blade: 2.5 x 0.4 mm; with a partially insulated shaft	www.wago.com/210-719
	Nr. articol: 233-331 Operating tool; insulated; yellow	www.wago.com/233-331
	Nr. articol: 233-332 Operating tool; made of insulating material	www.wago.com/233-332
	Nr. articol: 233-335 Operating tool	www.wago.com/233-335

Supus modificărilor.



Nr. articol: 733-130
Operating tool; loose; natural

www.wago.com/733-130



Nr. articol: 733-191
Operating tool; loose; yellow

www.wago.com/733-191

Coding



Nr. articol: 733-330
Coding key; snap-on type; white

www.wago.com/733-330



Nr. articol: 733-331
Coding key; snap-on type; black

www.wago.com/733-331

check



Nr. articol: 735-500
Test pin; 1 mm Ø; with solder connection for test wire

www.wago.com/735-500

Descărcări

Documentation

Additional Information

Technical explanations

Apr 3, 2019

pdf
3,6 MB

Descărcare

CAD/CAE-Data

CAD data

2D/3D Models 733-205

URL

Descărcare

CAE data

EPLAN Data Portal 733-205


URL

Descărcare

Installation Notes

Protected Against Mismatching


Supus modificărilor.




Male headers and female connectors are 100 % protected against mismatching.

Only mating halves with the same pole number can be connected.


Inserting a conductor




Inserting a conductor via (2.5 x 0.4) mm screwdriver. Operation is performed perpendicular to conductor entry.




Inserting a conductor via screwdriver (233-335) – CAGE CLAMP® actuation parallel to conductor entry.



Supus modificărilor.




Inserting a conductor via 733-191 Operating Lever.




Inserting a conductor via 210-251 Operating Tool.

Coding




Coding a male header – fitting coding key(s).




Assembly

Supus modificărilor.



Strain relief plates for factory or in-the-field assembly.

Testing



Testing via 1 mm Ø test pin (735-500) – touch contact.

Familie de produse

MCS MICRO

Afișare globală produse din familie.

Supus modificărilor.