

Fișă tehnică | Număr articol: 224-104

Lighting connector; push-button on lighting side; Lighting side: for all conductor types; Inst. side: for solid conductors; 224 Series; max. 2.5 mm²; Surrounding air temperature: max 75°C; 2,50 mm²; black

www.wago.com/224-104



Descriere articol

Note:

Terminating Aluminum Conductors

WAGO spring clamp terminal blocks are suitable for solid aluminum conductors up to 4 mm²/12 AWG if WAGO "Alu-Plus" Contact Paste is used for termination.

"Alu-Plus" Contact Paste Advantages:

- Automatically destroys the oxide film during clamping.
- Prevents fresh oxidation at the clamping point.
- Prevents electrolytic corrosion between aluminum and copper conductors (in the same terminal block).
- Provides long-term protection against corrosion.

For spring clamp connections with PUSH WIRE® connection technology, **WAGO recommends that the aluminum conductor first be cleaned** and then immediately inserted into the clamping unit filled with "Alu-Plus" contact paste.

It is also possible to apply WAGO "Alu-Plus" **additionally** on the whole surface of the aluminum conductor before termination.

Please note that the nominal currents must be adapted to the reduced conductivity of the aluminum conductors::

2.5 mm² = 16 A

Supus modificărilor.

WAGO Kontakttechnik GmbH & Co. KG
/Representative Office Romania
Sos. Pipera-Tunari nr. 1/1
building 1, 2nd floor | 077190 Voluntari, Ilfov
Tel.: +40-(0)31 421 85 68 | Email: info-RO@wago.com

Aveți întrebări despre produsele noastre?
Vă stăm la dispoziție pentru preluarea apelului la +40 (0) 31 421 85 68.

4 mm² = 22 A**Safety information 1:**

in grounded power lines

Date**Electrical data****Ratings per IEC/EN 60664-1**

Ratings per	EN 60664
Nominal voltage (II/2)	400 V
Rated surge voltage (II/2)	4 kV
Rated current	24 A
Legend (ratings)	(II / 2) ≙ Overvoltage category II / Pollution degree 2

Connection data

Connection type (1)	Installation side
Connection technology	PUSH WIRE [®]
Actuation type	Push-in
Connectable conductor materials	Copper Aluminum
Solid conductor	1 ... 2,5 mm ² / 14 ... 12 AWG
Strip length	9 ... 11 mm / 0.35 ... 0.43 inch
Connection type 2	Lighting side
Connection technology 2	CAGE CLAMP [®]
Number of connection points	1
Solid conductor 2	0,5 ... 2,5 mm ² / 20 ... 16 AWG
Fine-stranded conductor 2	0,5 ... 2,5 mm ² / 20 ... 16 AWG
Total number of connection points	2
Total number of potentials	1
Wiring type	Side-entry wiring

Geometrical Data

Width	8 mm / 0.315 inch
Height	15,5 mm / 0.61 inch
Depth	20,4 mm / 0.803 inch

Supus modificărilor.

WAGO Kontakttechnik GmbH & Co. KG
 /Representative Office Romania
 Sos. Pipera-Tunari nr. 1/1
 building 1, 2nd floor | 077190 Voluntari, Ilfov
 Tel.: +40-(0)31 421 85 68 | Email: info-RO@wago.com

Aveți întrebări despre produsele noastre?
 Vă stăm la dispoziție pentru preluarea apelului la +40 (0) 31 421 85 68.

Material Data

Color	black
Fire load	0,051 MJ
Weight	2,2 g

Environmental Requirements



Continuous operating temperature	120 °C
----------------------------------	--------

Commercial data



Packaging type	BOX
Country of origin	CH
GTIN	4044918584050
Customs tariff number	85369010000

Aprobări / certificate

Country specific Approvals

Emblemă	Aprobare	Text de aprobare suplimentar	Nume certificat
	CSA DEKRA Certification B.V.	C22.2	1053495
	VDE VDE Prüf- und Zertifizierungsinstitut	EN 60998	40022792

Ship Approvals

Emblemă	Aprobare	Text de aprobare suplimentar	Nume certificat
	ABS American Bureau of Shipping	-	18- HG1755093- PDA
	BV Bureau Veritas S.A.	EN 60998	11914/C0 BV

Supus modificărilor.



DNV GL
Det Norske Veritas, Germanischer Lloyd

EN 60998

TAE000015T





LR
Lloyds Register

EN 60998

04/20013
(E8)

UL-Approvals

Emblemă	Aprobare	Text de aprobare suplimentar	Nume certificat
	UL UL International Germany GmbH	EN 60998	CCA- 2617-A1
	UL UL International Germany GmbH	EN 60998	D-05895- A1 (EN60998- 1 EN60998- 2-2)

Counterpart

Produse compatibile

General accessories



Nr. articol: 249-130
Syringe; Contents: 20 ml Alu-Plus contact paste

www.wago.com/249-130

Descărcări

Documentation

Additional Information

Technical explanations

Apr 3, 2019

pdf
2,1 MB

Descărcare

CAD/CAE-Data

CAD data

Supus modificărilor.

WAGO Kontakttechnik GmbH & Co. KG
/Representative Office Romania
Sos. Pipera-Tunari nr. 1/1
building 1, 2nd floor | 077190 Voluntari, Ilfov
Tel.: +40-(0)31 421 85 68 | Email: info-RO@wago.com

Aveți întrebări despre produsele noastre?
Vă stăm la dispoziție pentru preluarea apelului la +40 (0) 31 421 85 68.

2D/3D Models 224-104

[URL](#)

[Descărcare](#)

CAE data

EPLAN Data Portal 224-104

[URL](#)

[Descărcare](#)


WSCAD Universe 224-104

[URL](#)

[Descărcare](#)


Installation Notes

Conductor termination




Strip conductor to 9 ... 11 mm (0.35 ... 0.43 inch).

Conductor termination




To connect: Press button fully, insert stripped conductor into square entry and release.




To remove: Press button and withdraw conductor.

Conductor termination

Supus modificărilor.




To connect: Insert stripped solid conductor into circular entry and push until it hits the backstop.



To remove: Hold conductor to be removed and twist alternately left and right while slightly pulling the connector.

Testing



Testing via separate test ports.

Supus modificărilor.