

Fișă tehnică | Număr articol: 734-132

THT male header; 1.0 x 1.0 mm solder pin; straight; 100% protected against mismatching; Pin spacing 3.5 mm; 2-pole; light gray

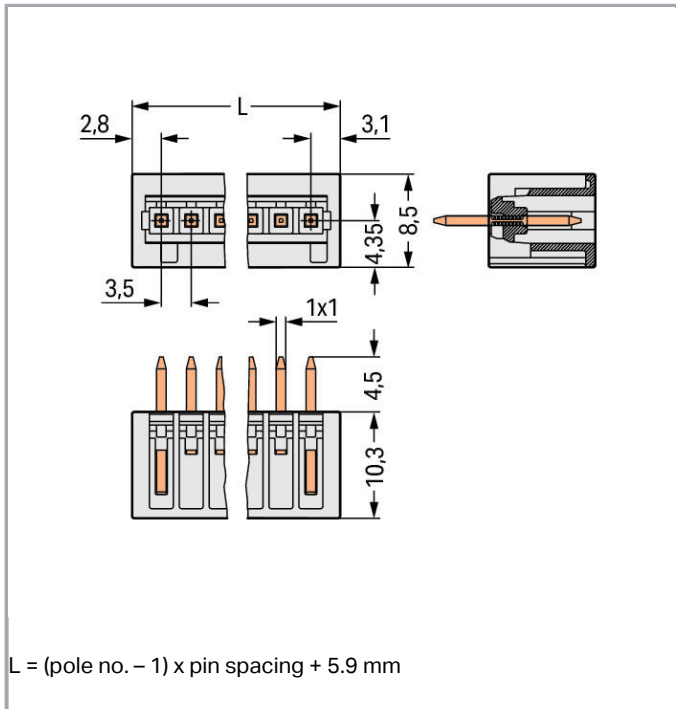
www.wago.com/734-132



Supus modificărilor.

WAGO Kontakttechnik GmbH & Co. KG
/Representative Office Romania
Sos. Pipera-Tunari nr. 1/1
building 1, 2nd floor | 077190 Voluntari, Ilfov
Tel.: +40-(0)31 421 85 68 | Email: info-RO@wago.com

Aveți întrebări despre produsele noastre?
Vă stăm la dispoziție pentru preluarea apelului la +40 (0) 31 421 85 68.



Descriere articol

- Horizontal or vertical PCB mounting via straight or angled solder pins
- 100 % protected against mismatching; only mating halves with the same number of poles can be connected together
- Coding via coding fingers

Safety information 1:

The MCS – MULTI CONNECTION SYSTEM includes connectors without breaking capacity in accordance with DIN EN 61984. When used as intended, these connectors must not be connected/disconnected when live or under load. The circuit design should ensure header pins, which can be touched, are not live when unmated.

Date

Electrical data

Ratings per IEC/EN 60664-1

| Ratings per | IEC/EN 60664-1 |
|-----------------------------|----------------|
| Nominal voltage (III/3) | 160 V |
| Rated surge voltage (III/3) | 2,5 kV |
| Rated voltage (III/2) | 160 V |
| Rated surge voltage (III/2) | 2,5 kV |

Supus modificărilor.

WAGO Kontakttechnik GmbH & Co. KG
 /Representative Office Romania
 Sos. Pipera-Tunari nr. 1/1
 building 1, 2nd floor | 077190 Voluntari, Ilfov
 Tel.: +40-(0)31 421 85 68 | Email: info-RO@wago.com

Aveți întrebări despre produsele noastre?
 Vă stăm la dispoziție pentru preluarea apelului la +40 (0) 31 421 85 68.



| | |
|----------------------------|--|
| Nominal voltage (II/2) | 320 V |
| Rated surge voltage (II/2) | 2,5 kV |
| Rated current | 10 A |
| Legend (ratings) | (III / 2) \triangleq Overvoltage category III / Pollution degree 2 |

Approvals per UL 1059

| | |
|--------------------------------|---------|
| Rated voltage UL (Use Group B) | 300 V |
| Rated current UL (Use Group B) | 10 A |
| Rated voltage UL (Use Group D) | 300 V |
| Rated current UL (Use Group D) | 10 A |
| Approvals per | UL 1059 |

Approvals per CSA

| | |
|---------------------------------|-------|
| Rated voltage CSA (Use Group B) | 300 V |
| Rated current CSA (Use Group B) | 10 A |
| Rated voltage CSA (Use Group D) | 300 V |
| Rated current CSA (Use Group D) | 10 A |

Connection data

| | |
|----------------------------|---|
| Pole No. | 2 |
| Total number of potentials | 2 |
| Number of connection types | 1 |
| Number of levels | 1 |

Geometrical Data

| | |
|--------------------------------------|--------------------------|
| Pin spacing | 3,5 mm / 0.138 inch |
| Width | 9,4 mm / 0.37 inch |
| Height | 14,8 mm / 0.583 inch |
| Height from the surface | 10,3 mm / 0.406 inch |
| Depth | 8,5 mm / 0.335 inch |
| Solder pin length | 4,5 mm |
| Solder pin dimensions | 1 x 1 mm |
| Drilled hole diameter with tolerance | 1,4 ^(+0,1) mm |

Plug connection

| | |
|------------------------------------|---------------------|
| Contact type (pluggable connector) | Male connector/plug |
|------------------------------------|---------------------|

Supus modificărilor.

WAGO Kontakttechnik GmbH & Co. KG
 /Representative Office Romania
 Sos. Pipera-Tunari nr. 1/1
 building 1, 2nd floor | 077190 Voluntari, Ilfov
 Tel.: +40-(0)31 421 85 68 | Email: info-RO@wago.com

Aveți întrebări despre produsele noastre?
 Vă stăm la dispoziție pentru preluarea apelului la +40 (0) 31 421 85 68.

| | |
|-----------------------------|---------|
| Connector (connection type) | for PCB |
| Mismating protection | Yes |
| Mating direction to the PCB | 90° |

PCB contact

| | |
|-------------------------------------|--|
| PCB contact | THT |
| Solder pin arrangement | over the entire male connector (in-line) |
| Number of solder pins per potential | 1 |

Material Data

| | |
|-----------------------------|--|
| Color | light gray |
| Material group | I |
| Insulation material | Polyamide 66 (PA 66) |
| Flammability class per UL94 | V0 |
| Contact material | Electrolytic copper (E _{Cu}) |
| Contact plating | tin-plated |
| Fire load | 0,011 MJ |
| Weight | 0,6 g |

Environmental Requirements


| | |
|-------------------------|-----------------|
| Limit temperature range | -60 ... +100 °C |
|-------------------------|-----------------|

Commercial data

| | |
|-----------------------|------------------------|
| Product Group | 3 (Multi Conn. System) |
| Packaging type | BOX |
| Country of origin | DE |
| GTIN | 4044918847490 |
| Customs tariff number | 85366990990 |

Aprobări / certificate

Country specific Approvals

| Emblemă | Aprobare | Text de aprobare suplimentar | Nume certificat |
|--|---------------------------------|------------------------------|-----------------|
|  | CCA DEKRA Certification B.V. | EN 61984 | 2169534.02 |

Supus modificărilor.

WAGO Kontakttechnik GmbH & Co. KG
/Representative Office Romania
Sos. Pipera-Tunari nr. 1/1
building 1, 2nd floor | 077190 Voluntari, Ilfov
Tel.: +40-(0)31 421 85 68 | Email: info-RO@wago.com

Aveți întrebări despre produsele noastre?
Vă stăm la dispoziție pentru preluarea apelului la +40 (0) 31 421 85 68.




CSA
DEKRA Certification B.V.



C22.2

1465035

Ship Approvals

| Emblemă | Aprobare | Text de aprobare suplimentar | Nume certificat |
|---|---|------------------------------|--------------------------|
|  | ABS American Bureau of Shipping | - | 19- HG1869876- PDA |
|  | DNV GL Det Norske Veritas, Germanischer Lloyd | - | TAE000016Z |
|  | LR Lloyds Register | IEC 61984 | 96/20035 (E5) |

UL-Approvals

| Emblemă | Aprobare | Text de aprobare suplimentar | Nume certificat |
|--|---|------------------------------|---------------------|
|  | UL UL International Germany GmbH | UL 1977 | 20150318- E45171 |
|  | UR Underwriters Laboratories Inc. | UL 1059 | 20190122- E45172 |

Counterpart

**Nr. articol**734-102

1-conductor female plug; 100% protected against mismatching; 1.5 mm²; Pin spacing 3.5 mm; 2-pole; 1,50 mm²; light gray www.wago.com/734-102

**Nr. articol**2734-102

1-conductor female plug; 100% protected against mismatching; push-button; 1.5 mm²; Pin spacing 3.5 mm; 2-pole; 1,50 mm²; light gray www.wago.com/2734-102

**Nr. articol**2734-102/031-000www.wago.com/2734-102

Supus modificărilor.

WAGO Kontakttechnik GmbH & Co. KG
/Representative Office Romania
Sos. Pipera-Tunari nr. 1/1
building 1, 2nd floor | 077190 Voluntari, Ilfov
Tel.: +40-(0)31 421 85 68 | Email: info-RO@wago.com

Aveți întrebări despre produsele noastre?
Vă stăm la dispoziție pentru preluarea apelului la +40 (0) 31 421 85 68.

1-conductor female plug; 100% protected against mismatching; push-button; clamping collar; 1.5 mm²; /031-000
Pin spacing 3.5 mm; 2-pole; 1,50 mm²; light gray

**Nr. articol** 2734-102/037-000

1-conductor female plug; 100% protected against mismatching; push-button; Locking lever; 1.5 mm²;
Pin spacing 3.5 mm; 2-pole; 1,50 mm²; light gray

www.wago.com/2734-102/037-000

**Nr. articol** 734-102/037-000

1-conductor female plug; 100% protected against mismatching; Locking lever; 1.5 mm²; Pin spacing 3.5 mm; 2-pole; 1,50 mm²; light gray

www.wago.com/734-102/037-000

**Nr. articol** 734-102/037-000/032-000

1-conductor female plug; 100% protected against mismatching; Locking lever; Strain relief plate; 1.5 mm²; Pin spacing 3.5 mm; 2-pole; 1,50 mm²; light gray

www.wago.com/734-102/037-000/032-000

Produse compatibile

Coding

**Nr. articol:** 734-130

Coding key; to be snapped above top level; white

www.wago.com/734-130

**Nr. articol:** 734-159

Coding key; to be snapped above top level; black

www.wago.com/734-159

Descărcări

Documentation

Additional Information

Technical explanations

Apr 3, 2019

pdf
3,6 MB

Descărcare

CAD/CAE-Data

CAD data

2D/3D Models 734-132

URL

Descărcare

CAE data

EPLAN Data Portal 734-132

URL

Descărcare

PCB Design

Symbol and Footprint 734-132

URL

Descărcare

Supus modificărilor.

WAGO Kontakttechnik GmbH & Co. KG
/Representative Office Romania
Sos. Pipera-Tunari nr. 1/1
building 1, 2nd floor | 077190 Voluntari, Ilfov
Tel.: +40-(0)31 421 85 68 | Email: info-RO@wago.com

Aveți întrebări despre produsele noastre?
Vă stăm la dispoziție pentru preluarea apelului la +40 (0) 31 421 85 68.



CAX data for your PCB design, consisting of "schematic symbols and PCB footprints", allow easy integration of the WAGO component into your development environment.

Supported formats:

- Accel EDA 14 & 15
- Altium 6 to current version
- Cadence Allegro
- DesignSpark
- Eagle Libraries
- KiCad
- Mentor Graphics BoardStation
- Mentor Graphics Design Architect
- Mentor Graphics Design Expedition 99 and 2000
- OrCAD 9.X PCB and Capture
- PADS PowerPCB 3, 3.5, 4.X, and 5.X
- PADS PowerPCB and PowerLogic 3.0
- PCAD 2000, 2001, 2002, 2004, and 2006
- Pulsonix 8.5 or newer
- STL
- 3D STEP
- TARGET 3001!
- View Logic ViewDraw
- Quadcept
- Zuken CadStar 3 and 4
- Zuken CR-5000 and CR-8000

PCB Component Libraries (EDA), PCB CAD Library Ultra Librarian


Installation Notes

Coding

Supus modificărilor.

WAGO Kontakttechnik GmbH & Co. KG
/Representative Office Romania
Sos. Pipera-Tunari nr. 1/1
building 1, 2nd floor | 077190 Voluntari, Ilfov
Tel.: +40-(0)31 421 85 68 | Email: info-RO@wago.com

Aveți întrebări despre produsele noastre?
Vă stăm la dispoziție pentru preluarea apelului la +40 (0) 31 421 85 68.



Coding a male header – fitting coding key(s).

Familie de produse

MCS MINI

Afișare globală produse din familie.

Supus modificărilor.