


Fișă tehnică | Număr articol: 2091-1124

1-conductor female plug; 1.5 mm²; Pin spacing 3.5 mm; 4-pole; 1,50 mm²;
light gray

www.wago.com/2091-1124



RoHS Compliant

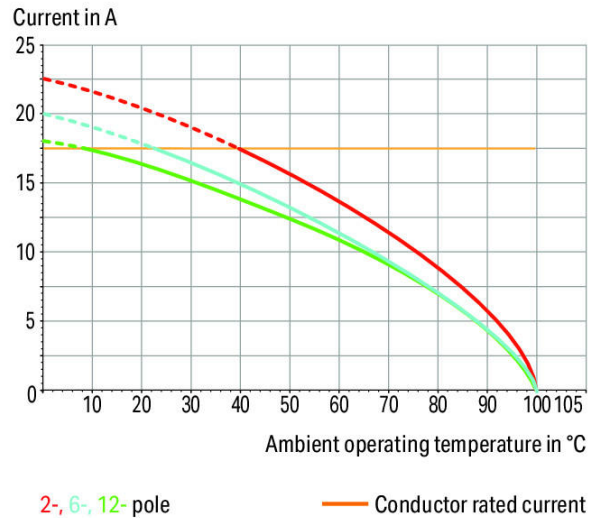
BOMcheck.net

Culoare:

Derating Curve

1-conductor female connector (2091-1122) with
THT male header (2091-1402)

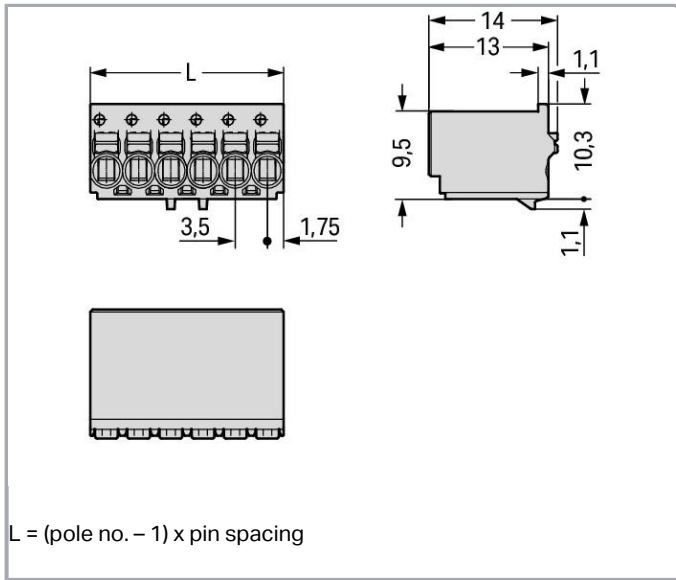
Pin spacing: 3.5 mm / Conductor cross-section: 1.5 mm² "f-st"
Based on: EN 60512-5-2 / Reduction factor: 0.8



Supus modificărilor.

WAGO Kontakttechnik GmbH & Co. KG
/Representative Office Romania
Sos. Pipera-Tunari nr. 1/1
building 1, 2nd floor | 077190 Voluntari, Ilfov
Tel.: +40-(0)31 421 85 68 | Email: info-RO@wago.com

Aveți întrebări despre produsele noastre?
Vă stăm la dispoziție pentru preluarea apelului la +40 (0) 31 421 85 68.



Descriere articol

- Universal connection of all conductor types
- Simple, push-in termination of solid and ferruled conductors
- Easy-to-use design does not require special tools
- Ability to wire while mated or unmated
- Testing parallel to conductor entry – tip contact
- Also available with gripping plates
- Integrated locking latches prevent accidental disconnection

Safety information 1:

The **picoMAX® Pluggable Connection System** includes connectors without breaking capacity in accordance with DIN EN 61984. When used as intended, these connectors must not be connected/disconnected when live or under load. The circuit design should ensure header pins, which can be touched, are not live when unmated.

Date

Electrical data

Ratings per IEC/EN 60664-1

Ratings per	IEC/EN 60664-1
Nominal voltage (III/3)	160 V
Rated surge voltage (III/3)	2,5 kV
Rated voltage (III/2)	160 V

Supus modificărilor.

WAGO Kontakttechnik GmbH & Co. KG
 /Representative Office Romania
 Sos. Pipera-Tunari nr. 1/1
 building 1, 2nd floor | 077190 Voluntari, Ilfov
 Tel.: +40-(0)31 421 85 68 | Email: info-RO@wago.com

Aveți întrebări despre produsele noastre?
 Vă stăm la dispoziție pentru preluarea apelului la +40 (0) 31 421 85 68.



Rated surge voltage (III/2)	2,5 kV
Nominal voltage (II/2)	320 V
Rated surge voltage (II/2)	2,5 kV
Rated current	10 A
Legend (ratings)	(III / 2) \triangleq Overvoltage category III / Pollution degree 2

Approvals per UL 1059

Rated voltage UL (Use Group B)	300 V
Rated current UL (Use Group B)	10 A
Rated voltage UL (Use Group D)	300 V
Rated current UL (Use Group D)	10 A
Approvals per	UL 1059

Connection data

Connection technology	Push-in CAGE CLAMP [®]
Actuation type	Push-button
Solid conductor	0,2 ... 1,5 mm ² / 24 ... 14 AWG
Fine-stranded conductor	0,2 ... 1,5 mm ² / 24 ... 14 AWG
Fine-stranded conductor; with insulated ferrule	0,25 ... 0,75 mm ²
Fine-stranded conductor; with uninsulated ferrule	0,25 ... 1,5 mm ²
Strip length	8 ... 9 mm / 0.31 ... 0.35 inch
Pole No.	4
Total number of connection points	4
Total number of potentials	4
Number of connection types	1
Number of levels	1

Geometrical Data

Pin spacing	3,5 mm / 0.138 inch
Width	14 mm / 0.551 inch
Height	14 mm / 0.551 inch
Depth	11,4 mm / 0.449 inch

Plug connection

Contact type (pluggable connector)	Female connector/socket
Connector (connection type)	for conductor

Supus modificărilor.

Mismating protection	No
----------------------	----

Material Data

Color	light gray
Material group	I
Insulation material	Polyphthalamide (PPA GF)
Flammability class per UL94	V0
Clamping spring material	Chrome nickel spring steel (CrNi)
Contact material	Electrolytic copper (E _{Cu})
Contact plating	tin-plated
Fire load	0,044 MJ
Weight	1,8 g

Environmental Requirements



Limit temperature range	-60 ... +100 °C
-------------------------	-----------------

Commercial data

Product Group	26 (picoMAX)
Packaging type	BOX
Country of origin	DE
GTIN	4050821160779
Customs tariff number	85366990990

Aprobări / certificate

Country specific Approvals

Emblemă	Aprobare	Text de aprobare suplimentar	Nume certificat
	CSA DEKRA Certification B.V.	C22.2	2362521
	KEMA/KEUR DEKRA Certification B.V.	EN 61984	71- 102260 REV.1


UL-Approvals

Nume










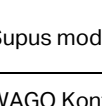
Supus modificărilor.

WAGO Kontakttechnik GmbH & Co. KG
/Representative Office Romania
Sos. Pipera-Tunari nr. 1/1
building 1, 2nd floor | 077190 Voluntari, Ilfov
Tel.: +40-(0)31 421 85 68 | Email: info-RO@wago.com

Aveți întrebări despre produsele noastre?
Vă stăm la dispoziție pentru preluarea apelului la +40 (0) 31 421 85 68.

Emblemă	Aprobare	Text de aprobare suplimentar	certificat
	UL Underwriters Laboratories Inc.	UL 1977	20190909- E45171

Counterpart

	Nr. articol 2091-1404 THT male header; 1.0 mm Ø solder pin; straight; Pin spacing 3.5 mm; 4-pole; light gray	www.wago.com/2091-1404
	Nr. articol 2091-1404/005-000 THT male header; 1.0 mm Ø solder pin; straight; clamping collar; Pin spacing 3.5 mm; 4-pole; light gray	www.wago.com/2091-1404/005-000
	Nr. articol 2091-1404/205-000 THR male header; 1.0 mm Ø solder pin; straight; clamping collar; Pin spacing 3.5 mm; 4-pole; light gray	www.wago.com/2091-1404/205-000
	Nr. articol 2091-1404/200-000 THR male header; 1.0 mm Ø solder pin; straight; Pin spacing 3.5 mm; 4-pole; light gray	www.wago.com/2091-1404/200-000
	Nr. articol 2091-1424 THT male header; 1.0 mm Ø solder pin; angled; Pin spacing 3.5 mm; 4-pole; light gray	www.wago.com/2091-1424
	Nr. articol 2091-1424/005-000 THT male header; 1.0 mm Ø solder pin; angled; clamping collar; Pin spacing 3.5 mm; 4-pole; light gray	www.wago.com/2091-1424/005-000
	Nr. articol 2091-1424/200-000 THR male header; 1.0 mm Ø solder pin; angled; Pin spacing 3.5 mm; 4-pole; light gray	www.wago.com/2091-1424/200-000
	Nr. articol 2091-1424/200-000/997-406 THR male header; 1.0 mm Ø solder pin; angled; in tape-and-reel packaging; Pin spacing 3.5 mm; 4-pole; light gray	www.wago.com/2091-1424/200-000/997-406
	Nr. articol 2091-1424/205-000 THR male header; 1.0 mm Ø solder pin; angled; clamping collar; Pin spacing 3.5 mm; 4-pole; light gray	www.wago.com/2091-1424/205-000
	Nr. articol 2091-1504/002-000 1-conductor male connector; Gripping plate; 1.5 mm ² ; Pin spacing 3.5 mm; 4-pole; 1,50 mm ² ; light gray	www.wago.com/2091-1504/002-000

Supus modificărilor.

WAGO Kontakttechnik GmbH & Co. KG
/Representative Office Romania
Sos. Pipera-Tunari nr. 1/1
building 1, 2nd floor | 077190 Voluntari, Ilfov
Tel.: +40-(0)31 421 85 68 | Email: info-RO@wago.com

Aveți întrebări despre produsele noastre?
Vă stăm la dispoziție pentru preluarea apelului la +40 (0) 31 421 85 68.



Nr. articol2091-1523/020-000

1-conductor male connector; Snap-in mounting feet; Integrated release lever; 1.5 mm²; Pin spacing 3.5 mm; 3-pole; 1,50 mm²; light gray

www.wago.com/2091-1523/020-000



Nr. articol2091-1634/024-000

Panel feedthrough male connector; clamping collar; Pin spacing 3.5 mm; 4-pole; light gray

www.wago.com/2091-1634/024-000



Nr. articol2091-1524/002-000

1-conductor male connector; Integrated release lever; 1.5 mm²; Pin spacing 3.5 mm; 4-pole; 1,50 mm²; light gray

www.wago.com/2091-1524/002-000



Nr. articol2091-1704

Solder pin strip; 1.0 mm Ø solder pin; straight; Pin spacing 3.5 mm; 4-pole; black

www.wago.com/2091-1704



Nr. articol2091-1704/200-000

Solder pin strip; 1.0 mm Ø solder pin; straight; Pin spacing 3.5 mm; 4-pole; black

www.wago.com/2091-1704/200-000



Nr. articol2091-1724

Solder pin strip; 1.0 mm Ø solder pin; angled; Pin spacing 3.5 mm; 4-pole; black

www.wago.com/2091-1724



Nr. articol2091-1724/200-000

Solder pin strip; 1.0 mm Ø solder pin; angled; Pin spacing 3.5 mm; 4-pole; black

www.wago.com/2091-1724/200-000

Produse compatibile

Coding



Nr. articol: 2091-1610

Coding key carrier; suitable for 3.5 mm pin spacing; orange

www.wago.com/2091-1610

Strain relief plate



Nr. articol: 2091-1601

Gripping plate; light gray

www.wago.com/2091-1601



Nr. articol: 2091-1601/002-000

Gripping plate with sliding connector release; light gray

www.wago.com/2091-1601/002-000

tools



Nr. articol: 2092-1630

Unlocking tool; orange

www.wago.com/2092-1630

Supus modificărilor.



Nr. articol: 210-719

Operating tool; Blade: 2.5 x 0.4 mm; with a partially insulated shaft

www.wago.com/210-719

check



Nr. articol: 735-500

Test pin; 1 mm Ø; with solder connection for test wire

www.wago.com/735-500

Descărcări

Documentation

Additional Information

Technical explanations

Apr 3, 2019

pdf
3,6 MB

Descărcare

CAD/CAE-Data

CAD data


2D/3D Models 2091-1124

URL


Descărcare

Installation Notes


Locking lever



Disconnecting female connector via unlocking tool. Plug unlocking tool into the male header's locking latch.




Insert unlocking tool until it hits backstop. Wedge opens locking latch.




Pull on both unlocking tool and conductors to remove female connector from male header.

Conductor termination


Supus modificărilor.



Inserting fine-stranded conductor into mated female connector via push-button.



Inserting fine-stranded conductor into unmated female connector via push-button.




Inserting solid and ferruled conductors via push-in termination

Marking



Pole marking via factory direct printing.


Coding



Coding a female connector (via coding key carrier and two keys for female connector, see symbol).

Testing

Supus modificărilor.



Testing with 1 mm Ø test pin, tip contact.

Familie de produse

picoMAX

Afișare globală produse din familie.

Supus modificărilor.