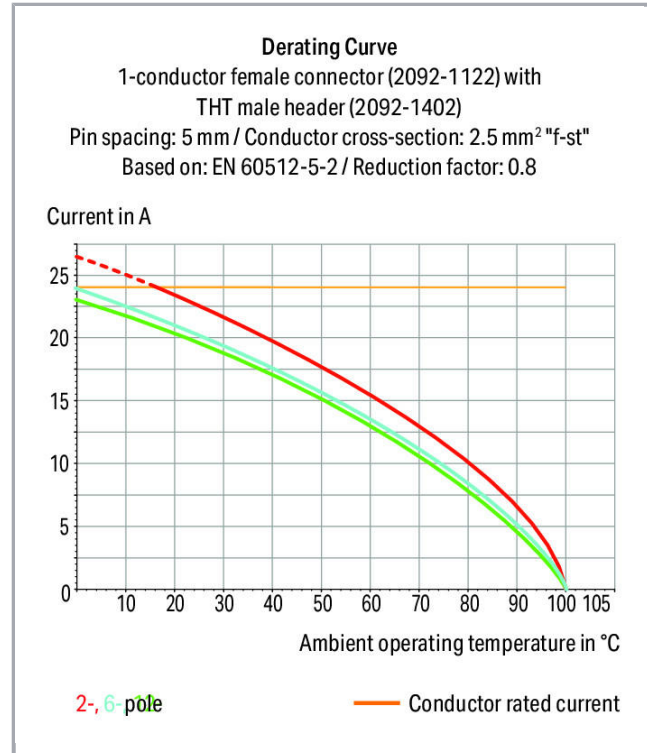


Fișă tehnică | Număr articol: 2092-1123

1-conductor female plug; 2.5 mm²; Pin spacing 5 mm; 3-pole; 2,50 mm²; light gray



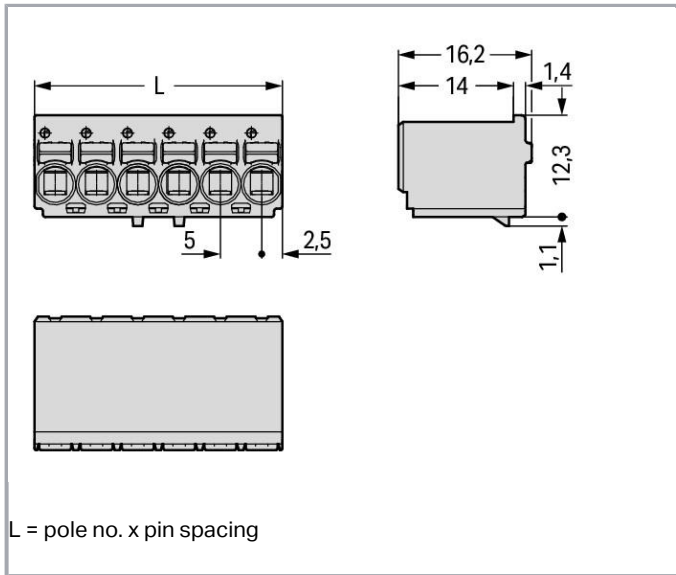
www.wago.com/2092-1123



Supus modificărilor.

WAGO Kontakttechnik GmbH & Co. KG
/Representative Office Romania
Sos. Pipera-Tunari nr. 1/1
building 1, 2nd floor | 077190 Voluntari, Ilfov
Tel.: +40-(0)31 421 85 68 | Email: info-RO@wago.com

Aveți întrebări despre produsele noastre?
Vă stăm la dispoziție pentru preluarea apelului la +40 (0) 31 421 85 68.



Descriere articol

- Universal connection of all conductor types
- Simple, push-in termination of solid and ferruled conductors
- Easy-to-use design does not require special tools
- Ability to wire while mated or unmated
- Testing parallel to conductor entry – tip contact
- Also available with gripping plates
- Integrated locking latches prevent accidental disconnection

Safety information 1:

The **picoMAX® pluggable connection system** is designed without breaking capacity for compliance with DIN EN 61984. When used as intended, MCS Connectors shall not be connected/disconnected when live or under load. The circuit design should ensure header pins, which can be touched, are not live when unmated.

Date

Electrical data

Ratings per IEC/EN 60664-1

Ratings per	IEC/EN 60664-1
Nominal voltage (III/3)	250 V
Rated surge voltage (III/3)	4 kV
Rated voltage (III/2)	320 V

Supus modificărilor.

WAGO Kontakttechnik GmbH & Co. KG
 /Representative Office Romania
 Sos. Pipera-Tunari nr. 1/1
 building 1, 2nd floor | 077190 Voluntari, Ilfov
 Tel.: +40-(0)31 421 85 68 | Email: info-RO@wago.com

Aveți întrebări despre produsele noastre?
 Vă stăm la dispoziție pentru preluarea apelului la +40 (0) 31 421 85 68.



Rated surge voltage (III/2)	4 kV
Nominal voltage (II/2)	630 V
Rated surge voltage (II/2)	4 kV
Rated current	16 A
Legend (ratings)	(III / 2) \triangleq Overvoltage category III / Pollution degree 2

Approvals per UL 1059

Rated voltage UL (Use Group B)	300 V
Rated current UL (Use Group B)	15 A
Rated voltage UL (Use Group D)	300 V
Rated current UL (Use Group D)	10 A
Approvals per	UL 1059

Connection data

Connection technology	Push-in CAGE CLAMP [®]
Actuation type	Push-button
Solid conductor	0.2 ... 2.5 mm ² / 24 ... 12 AWG
Fine-stranded conductor	0.2 ... 2.5 mm ² / 24 ... 12 AWG
Fine-stranded conductor; with insulated ferrule	0.25 ... 1.5 mm ²
Fine-stranded conductor; with uninsulated ferrule	0.25 ... 2.5 mm ²
Strip length	9 ... 10 mm / 0.35 ... 0.39 inch
Pole No.	3
Total number of connection points	3
Total number of potentials	3
Number of connection types	1
Number of levels	1

Geometrical Data

Pin spacing	5 mm / 0.197 inch
Width	15 mm / 0.591 inch
Height	16.2 mm / 0.638 inch
Depth	13.4 mm / 0.528 inch

Plug connection

Contact type (pluggable connector)	Female connector/socket
Connector (connection type)	for conductors

Supus modificărilor.

WAGO Kontakttechnik GmbH & Co. KG
 /Representative Office Romania
 Sos. Pipera-Tunari nr. 1/1
 building 1, 2nd floor | 077190 Voluntari, Ilfov
 Tel.: +40-(0)31 421 85 68 | Email: info-RO@wago.com

Aveți întrebări despre produsele noastre?
 Vă stăm la dispoziție pentru preluarea apelului la +40 (0) 31 421 85 68.

Mismating protection	No
----------------------	----

Material Data

Color	light gray
Material group	I
Insulation material	Polyphthalamide (PPA GF)
Flammability class per UL94	V0
Clamping spring material	Chrome nickel spring steel (CrNi)
Contact material	Electrolytic copper (E _{Cu})
Contact plating	tin-plated
Fire load	0,065 MJ
Weight	2,8 g

Environmental Requirements


Limit temperature range	-60 ... +100 °C
-------------------------	-----------------

Commercial data


Product Group	26 (picoMAX)
Packaging type	BOX
Country of origin	DE
GTIN	4050821163480
Customs tariff number	85366990990

Aprobări / certificate

Country specific Approvals












Emblemă	Aprobare	Text de aprobare suplimentar	Nume certificat
	CSA DEKRA Certification B.V.	C22.2	2362521

UL-Approvals

Emblemă	Aprobare	Text de aprobare suplimentar	Nume certificat
	UL Underwriters Laboratories Inc.	UL 1977	20190909- E45171

Supus modificărilor.

Counterpart

	Nr. articol 2092-1403/005-000 THT male header; 1.4 mm Ø solder pin; straight; clamping collar; Pin spacing 5 mm; 3-pole; light gray	www.wago.com/2092-1403/005-000
	Nr. articol 2092-1403 THT male header; 1.4 mm Ø solder pin; straight; Pin spacing 5 mm; 3-pole; light gray	www.wago.com/2092-1403
	Nr. articol 2092-1403/200-000 THR male header; 1.4 mm Ø solder pin; straight; Pin spacing 5 mm; 3-pole; light gray	www.wago.com/2092-1403/200-000
	Nr. articol 2092-1423/005-000 THT male header; 1.4 mm Ø solder pin; angled; clamping collar; Pin spacing 5 mm; 3-pole; light gray	www.wago.com/2092-1423/005-000
	Nr. articol 2092-1423 THT male header; 1.4 mm Ø solder pin; angled; Pin spacing 5 mm; 3-pole; light gray	www.wago.com/2092-1423
	Nr. articol 2092-1403/205-000 THR male header; 1.4 mm Ø solder pin; straight; clamping collar; Pin spacing 5 mm; 3-pole; light gray	www.wago.com/2092-1403/205-000
	Nr. articol 2092-1423/200-000 THR male header; 1.4 mm Ø solder pin; angled; Pin spacing 5 mm; 3-pole; light gray	www.wago.com/2092-1423/200-000
	Nr. articol 2092-1423/205-000 THR male header; 1.4 mm Ø solder pin; angled; clamping collar; Pin spacing 5 mm; 3-pole; light gray	www.wago.com/2092-1423/205-000
	Nr. articol 2092-1523/002-000 1-conductor male connector; Gripping plate; 2.5 mm ² ; Pin spacing 5 mm; 3-pole; 2,50 mm ² ; light gray	www.wago.com/2092-1523/002-000
	Nr. articol 2092-1523/020-000 1-conductor male connector; Snap-in mounting feet; 2.5 mm ² ; Pin spacing 5 mm; 3-pole; 2,50 mm ² ; light gray	www.wago.com/2092-1523/020-000
	Nr. articol 2092-1503/002-000 1-conductor male connector; Gripping plate; 2.5 mm ² ; Pin spacing 5 mm; 3-pole; 2,50 mm ² ; light gray	www.wago.com/2092-1503/002-000

Supus modificărilor.

WAGO Kontakttechnik GmbH & Co. KG
/Representative Office Romania
Sos. Pipera-Tunari nr. 1/1
building 1, 2nd floor | 077190 Voluntari, Ilfov
Tel.: +40-(0)31 421 85 68 | Email: info-RO@wago.com

Aveți întrebări despre produsele noastre?
Vă stăm la dispoziție pentru preluarea apelului la +40 (0) 31 421 85 68.



Nr. articol 2092-1633/024-000

Panel feedthrough male connector; clamping collar; Pin spacing 5 mm; 3-pole; light gray

www.wago.com/2092-1633/024-000

Nr. articol 2092-1703

Solder pin strip; 1.4 mm Ø solder pin; straight; Pin spacing 5 mm; 3-pole; black

www.wago.com/2092-1703

Nr. articol 2092-1723

Solder pin strip; 1.4 mm Ø solder pin; angled; Pin spacing 5 mm; 3-pole; black

www.wago.com/2092-1723

Nr. articol 2092-1703/200-000

Solder pin strip; 1.4 mm Ø solder pin; straight; Pin spacing 5 mm; 3-pole; black

www.wago.com/2092-1703/200-000

Nr. articol 2092-1723/200-000

Solder pin strip; 1.4 mm Ø solder pin; angled; Pin spacing 5 mm; 3-pole; black

www.wago.com/2092-1723/200-000

Produse compatibile

tools



Nr. articol: 2092-1630

Unlocking tool; orange

www.wago.com/2092-1630

Nr. articol: 210-719

Operating tool; Blade: 2.5 x 0.4 mm; with a partially insulated shaft

www.wago.com/210-719

Strain relief plate



Nr. articol: 2092-1601

Gripping plate; light gray

www.wago.com/2092-1601

Nr. articol: 2092-1601/002-000

Gripping plate with sliding connector release; light gray

www.wago.com/2092-1601/002-000

check



Nr. articol: 735-500

Test pin; 1 mm Ø; with solder connection for test wire

www.wago.com/735-500

Descărcări

Documentation

Additional Information

Technical explanations

Apr 3, 2019

pdf
3,6 MB

Descărcare

Supus modificărilor.

CAD/CAE-Data

CAD data


2D/3D Models 2092-1123

[URL](#)


[Descărcare](#)

Installation Notes


Locking lever



Disconnecting female connector via unlocking tool. Plug unlocking tool into the male header's locking latch.




Insert unlocking tool until it hits backstop. Wedge opens locking latch.




Pull on both unlocking tool and conductors to remove female connector from male header.


Conductor termination



Inserting fine-stranded conductor into mated female connector via push-button.



Inserting fine-stranded conductor into unmated female connector via push-button.



Inserting solid and ferruled conductors via push-in termination


Marking

Supus modificărilor.




Pole marking via factory direct printing.

Coding



Coding a female connector (via coding key carrier and two keys for female connector, see symbol).

Testing



Testing with 1 mm Ø test pin, tip contact.

Familie de produse

picoMAX

Afișare globală produse din familie.

Supus modificărilor.