

## Fișă tehnică | Număr articol: 294-5475

Lighting connector; push-button, external; with screw-type ground contact;  
5-pole; Lighting side: for solid conductors; Inst. side: for all conductor types;  
max. 2.5 mm<sup>2</sup>; Surrounding air temperature: max 85°C (T85); 2,50 mm<sup>2</sup>; white

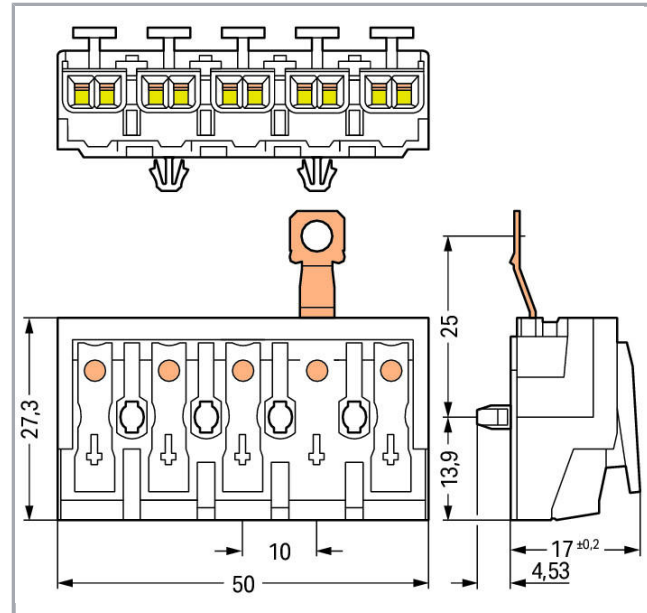
[www.wago.com/294-5475](http://www.wago.com/294-5475)



RoHS  Compliant

[BOMcheck.net](https://www.bomcheck.net)

Culoare:



### Descriere articol

- External connection of solid, stranded and fine-stranded conductors
- Universal conductor termination (AWG, metric)
- Third contact at bottom
- Strain relief plate can be retrofitted

### Date

#### Electrical data

#### Ratings per IEC/EN 60664-1

Ratings per	IEC/EN 60998-1
Ratings (note)	Connection points
Nominal voltage (II/2)	500 V

Supus modificărilor.

WAGO Kontakttechnik GmbH & Co. KG  
/Representative Office Romania  
Sos. Pipera-Tunari nr. 1/1  
building 1, 2nd floor | 077190 Voluntari, Ilfov  
Tel.: +40-(0)31 421 85 68 | Email: [info-RO@wago.com](mailto:info-RO@wago.com)

Aveți întrebări despre produsele noastre?  
Vă stăm la dispoziție pentru preluarea apelului la +40 (0) 31 421 85 68.



Rated surge voltage (II/2)	4 kV
Rated current	24 A
Ratings per	IEC/EN 60998-2-2
Ratings (note) 2	Connection points
Rated voltage (II/2) 2	500 V
Rated surge voltage (II/2) 2	4 kV
Rated current 2	24 A
Rated current 3	16 A
Legend (ratings)	(II / 2) Δ Overvoltage category II / Pollution degree 2

### Connection data

Connection type (1)	External 1
Connection technology	Push-in CAGE CLAMP®
Number of connection points (connection type)	2
Actuation type	Operating tool Push-button
Connectable conductor materials	Copper
Solid conductor	0,5 ... 2,5 mm <sup>2</sup> / 18 ... 12 AWG
Solid conductor; push-in termination	0,5 ... 2,5 mm <sup>2</sup> / 18 ... 12 AWG
Stranded conductor	0,5 ... 2,5 mm <sup>2</sup> / 18 ... 14 AWG
Fine-stranded conductor	0,5 ... 2,5 mm <sup>2</sup> / 18 ... 14 AWG
Fine-stranded conductor; with insulated ferrule	0,5 ... 1,5 mm <sup>2</sup> / 18 ... 16 AWG
Fine-stranded conductor; with uninsulated ferrule	0,5 ... 1,5 mm <sup>2</sup> / 18 ... 16 AWG
Fine-stranded conductor; with ferrule; push-in termination	0,5 mm <sup>2</sup> / 18 AWG
Strip length	8 ... 9 mm / 0.31 ... 0.35 inch
Pole No.	5
Connection type 2	Internal 2
Connection technology 2	PUSH WIRE®
Number of connection points	1
Solid conductor 2	0,5 ... 2,5 mm <sup>2</sup> / 18 ... 14 AWG
Fine-stranded conductor; with insulated ferrule 2	0,5 ... 1 mm <sup>2</sup> / 18 ... 16 AWG
Fine-stranded conductor; with uninsulated ferrule 2	0,5 ... 1,5 mm <sup>2</sup> / 18 ... 14 AWG
Strip length 2	8 ... 9 mm / 0.31 ... 0.35 inch
Connection type (3)	Internal 3
Number of connection points	1
Solid conductor 3	0,5 ... 1,5 mm <sup>2</sup> / 18 ... 16 AWG
Fine-stranded conductor; with insulated ferrule 3	0,5 ... 0,75 mm <sup>2</sup> / 18 AWG 0,5 ... 0,75 mm <sup>2</sup> / 18 AWG

Supus modificărilor.

WAGO Kontakttechnik GmbH & Co. KG  
/Representative Office Romania  
Sos. Pipera-Tunari nr. 1/1  
building 1, 2nd floor | 077190 Voluntari, Ilfov  
Tel.: +40-(0)31 421 85 68 | Email: info-RO@wago.com

Aveți întrebări despre produsele noastre?  
Vă stăm la dispoziție pentru preluarea apelului la +40 (0) 31 421 85 68.



Fine-stranded conductor; with uninsulated ferrule 3	0,5 ... 1 mm <sup>2</sup> / 18 AWG
Connection type (4)	Internal 4
Number of connection points	1
Solid conductor 4	0,5 ... 0,75 mm <sup>2</sup> / 18 AWG
Total number of connection points	25
Total number of potentials	5
Number of connection types	4
Wiring type	Side-entry wiring
Ground function	with screw-type ground contact

### Geometrical Data

Pin spacing	10 mm / 0.394 inch
Width	50 mm / 1.969 inch
Height from the surface	17 mm / 0.669 inch
Depth	27,3 mm / 1.075 inch

### Mechanical data

Mounting type	Snap-in mounting foot
Marking	DA- N PE L DA+

### Material Data

Color	white
Material group	III a
Insulation material	Polycarbonate (PC)
Flammability class per UL94	V0
Clamping spring material	Chrome nickel spring steel (CrNi)
Contact material	Electrolytic copper (E <sub>Cu</sub> )
Contact plating	tin-plated
Fire load	0,302 MJ
Weight	15,9 g

### Environmental Requirements

Temperature stability	120 °C
T marking	T85


Supus modificărilor.

## Commercial data

Product Group	8 (Misc. Chassis Mount Blocks)
Packaging type	bag
Country of origin	PL
GTIN	4050821098652
Customs tariff number	85369010000

## Aprobări / certificate



### Country specific Approvals

Emblemă	Aprobare	Text de aprobare suplimentar	Nume certificat
	<b>ENEC 05</b> DEKRA Certification B.V.	EN 60998	2128791.01





## Counterpart

## Produse compatibile

### tools

	<b>Nr. articol: 206-294</b> Disconnection tool	<a href="http://www.wago.com/206-294">www.wago.com/206-294</a>
	<b>Nr. articol: 294-199</b> Operating tool; for pressing the snap-in mounting feet into the mounting plate; For fitting ground contacts; for 294 Series	<a href="http://www.wago.com/294-199">www.wago.com/294-199</a>

### Strain relief plate

	<b>Nr. articol: 294-364</b> Strain relief plate; for 294 Series; for multicore cables; 3- to 5-pole; with secured clamp; white	<a href="http://www.wago.com/294-364">www.wago.com/294-364</a>
	<b>Nr. articol: 294-370</b> Strain relief; for 294 Series; with snap-in mounting feet; white	<a href="http://www.wago.com/294-370">www.wago.com/294-370</a>
	<b>Nr. articol: 294-375</b> Strain relief; for 294 Series; without snap-in mounting feet; white	<a href="http://www.wago.com/294-375">www.wago.com/294-375</a>
	<b>Nr. articol: 294-384</b> Strain relief plate; for 294 Series; for single strands; 3- to 5-pole; with secured clamp; white	<a href="http://www.wago.com/294-384">www.wago.com/294-384</a>

### Supus modificărilor.

WAGO Kontakttechnik GmbH & Co. KG  
 /Representative Office Romania  
 Sos. Pipera-Tunari nr. 1/1  
 building 1, 2nd floor | 077190 Voluntari, Ilfov  
 Tel.: +40-(0)31 421 85 68 | Email: info-RO@wago.com

Aveți întrebări despre produsele noastre?  
 Vă stăm la dispoziție pentru preluarea apelului la +40 (0) 31 421 85 68.

**Descărcări**  
**Documentation**

**Additional Information**  
Technical explanations

Apr 3, 2019

pdf  
2,1 MB

Descărcare

**CAD/CAE-Data**

**CAD data**

2D/3D Models 294-5475

URL

Descărcare

**CAE data**

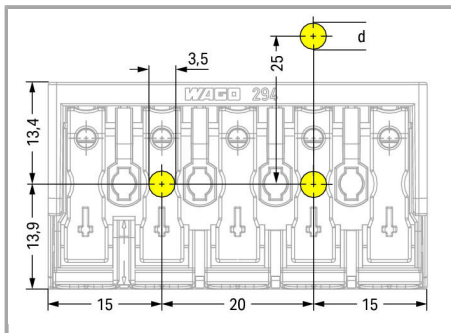
WSCAD Universe 294-5475

URL

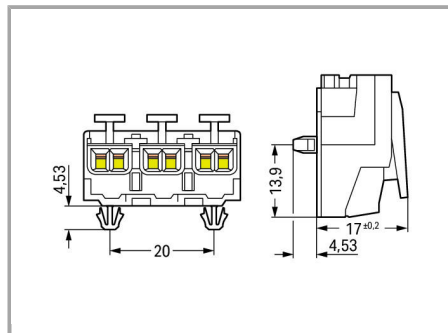
Descărcare

**Installation Notes**

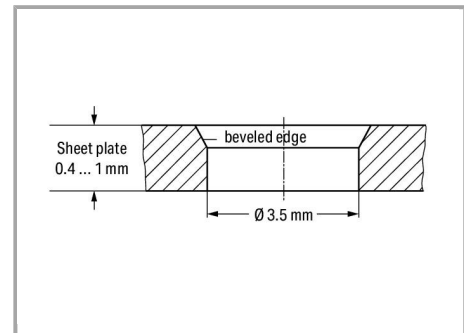
**Installation**



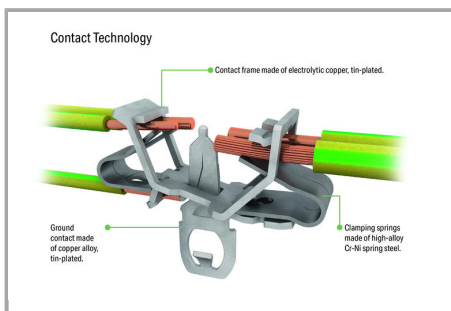
5-pole – with screw-type ground contact,  $d \leq 4.1$  mm



Snap-in mounting foot



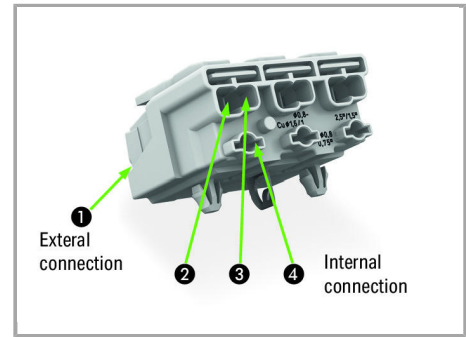
Drilled hole for snap-in mounting foot



Supus modificărilor.

EUROPE
1 x 0.5 ... 2.5 mm <sup>2</sup> "s"
1 x 0.5 ... 1.5 mm <sup>2</sup> "s"
1 x 0.5 ... 0.75 mm <sup>2</sup> "s"
AMERICA
1 x AWG 18 ... 14 "s"
1 x AWG 18 ... 16 "s"
1 x AWG 18 "s"
JAPAN
1 x 0.8 ... 1.6 mm diam. "s"
1 x 0.8 ... 1 mm diam. "s"
1 x 0.8 mm diam. "s"

EUROPE
2 x 0.5 ... 2.5 mm <sup>2</sup> "s, str, f-str"
AMERICA
2 x AWG 18 ... 12 "s"
2 x AWG 18 ... 14 "s, f-str"
JAPAN
2 x 0.8 ... 2 mm diam. "s"
2 x 0.5 ... 2 mm <sup>2</sup> "str, f-str"




**Internal connection:**


**External connection:**

PUSH WIRE® for internal wiring with solid conductors

Push-in CAGE CLAMP® for field-wiring with all conductor types



Terminating five conductors per pole – solid and fine-stranded.



Supus modificărilor.