

Descriere articol

- Protected against mismatching and maintenance-free
- Push-in CAGE CLAMP® spring pressure connection technology allows solid conductors to be simply pushed into a unit
- Compact design with 4.4 mm pole spacing

Supus modificărilor.



- Components can be clearly printed on and color-coded to meet custom requirements
- When assembled, the installation connectors complies with IP40 and are suitable for easily accessible areas

Note:

All connectors for mounted installations (snap-in versions for lighting fixtures or devices, all types of PCB and distribution connectors) are factory-equipped with locking levers to ensure plugs and sockets are securely locked. Additional locking levers are only required for flying leads (plug /socket).

Note on mismatching protection:

All WINSTA[®] components are 100% protected against mismatching when:

- plugging different numbers of poles
- plugging while rotated 180
- plugging while laterally staggered
- plugging one pole

Safety information 1:

Application note for the U.S. market (USR): Some versions may also be used for current interruption in accordance with the UL certificate in select applications with currents below 5 A and voltages up to 600 V. For further information, please contact your local sales office.

Date**Electrical data**

Note on Contact Resistance

approx. 1 mΩ of contact resistance approx. 0.25 mΩ contact transition plug/socket

Ratings per IEC/EN 60664-1

| Ratings per | IEC/EN 60664-1 |
|-----------------------------|---|
| Nominal voltage (III/3) | 250 V |
| Rated surge voltage (III/3) | 4 kV |
| Rated current | 16 A |
| Legend (ratings) | (III / 3) ≙ Overvoltage category III / Pollution degree 3 |

Approvals per UL 1977

| | |
|-----------------------|-------|
| Rated voltage UL 1977 | 600 V |
| Rated current UL 1977 | 14 A |

Connection data

| | |
|-----------------------|--|
| Connection technology | Push-in CAGE CLAMP [®] |
| Actuation type | Operating tool Push-in |
| Nominal cross-section | 1,5 mm ² |
| Solid conductor | 0,25 ... 1,5 mm ² / 22 ... 16 AWG |

Supus modificărilor.

WAGO Kontakttechnik GmbH & Co. KG
/Representative Office Romania
Sos. Pipera-Tunari nr. 1/1
building 1, 2nd floor | 077190 Voluntari, Ilfov
Tel.: +40-(0)31 421 85 68 | Email: info-RO@wago.com

Aveți întrebări despre produsele noastre?
Vă stăm la dispoziție pentru preluarea apelului la +40 (0) 31 421 85 68.



| | |
|--|---|
| Solid conductor; push-in termination | 0,75 ... 1,5 mm ² / 20 ... 16 AWG |
| Stranded conductor | 0,25 ... 1 mm ² / 22 ... 18 AWG |
| Fine-stranded conductor | 0,25 ... 1,5 mm ² / 22 ... 16 AWG |
| Fine-stranded conductor; with insulated ferrule | 0,25 ... 0,75 mm ² / 22 ... 20 AWG |
| Fine-stranded conductor; with uninsulated ferrule | 0,25 ... 0,75 mm ² / 22 ... 20 AWG |
| Fine-stranded conductor; with ferrule; push-in termination | 0,75 mm ² / 20 AWG |
| Strip length | 9 mm / 0.35 inch |
| Note (strip length) | see also packaging or instructions |
| Pole No. | 2 |
| Total number of connection points | 2 |
| Total number of potentials | 2 |
| Conductor entry direction to mating direction | 0° |

Geometrical Data

| | |
|-------------|-----------------------|
| Pin spacing | 4,4 mm / 0.173 inch |
| Width | 19,8 mm / 0.78 inch |
| Height | 16 mm / 0.63 inch |
| Depth | 39,85 mm / 1.569 inch |

Mechanical data

| | |
|---|--|
| Coding | B |
| Mating force of a plug-in connection | approx. 20 ... 70 N (depending on pole number) |
| Retention force of a plug-in connection | Locked: > 80 N |
| Unmating force of a plug-in connection | Unlocked: approx. 20 ... 70 N (depending on pole number) |
| Number of mating cycles | 200, without resistive load 100, with resistive load $I_N = 16$ A, tested (1.5 mm ² /16 AWG) |
| Housing sheet thickness | 0,5 ... 2 mm / 0.02 ... 0.079 inch |
| Mounting type | Snap-in |
| Marking | 1 2 |
| Protection type | IP20 |
| Note on protection type | IP40 when mated |
| Potential marking | 1 2 |

Supus modificărilor.

WAGO Kontakttechnik GmbH & Co. KG
/Representative Office Romania
Sos. Pipera-Tunari nr. 1/1
building 1, 2nd floor | 077190 Voluntari, Ilfov
Tel.: +40-(0)31 421 85 68 | Email: info-RO@wago.com

Aveți întrebări despre produsele noastre?
Vă stăm la dispoziție pentru preluarea apelului la +40 (0) 31 421 85 68.

Plug connection

| | |
|------------------------------------|---------------------|
| Contact type (pluggable connector) | Male connector/plug |
| Connector (connection type) | for conductor |
| Mismating protection | Yes |
| Locking of plug-in connection | locking lever |
| Locking lever | yes |

Material Data

| | |
|--------------------------|--|
| Color | gray |
| Insulation material | Polyamide 66 (PA 66) |
| Clamping spring material | Chrome nickel spring steel (CrNi) |
| Contact material | Copper or copper alloy (surface-treated) |
| Fire load | 0,107 MJ |
| Weight | 4,3 g |

Environmental Requirements

| | |
|--|---|
| Processing temperature | -5 ... +40 °C |
| Continuous operating temperature | -35 ... +85 °C |
| Note on continuous operating temperature | Insulating parts for temperatures \leq 105 °C |

Commercial data

| | |
|-----------------------|---------------|
| Product Group | 20 (WINSTA) |
| Packaging type | BOX |
| Country of origin | PL |
| GTIN | 4055143428132 |
| Customs tariff number | 85366990990 |

Aprobări / certificate

Country specific Approvals

| Emblemă | Aprobare | Text de aprobare suplimentar | Nume certificat |
|--|--------------------------------|------------------------------|-----------------|
|  | CB DEKRA Certification B.V. | EN 61984 | 71-100413 |
| | CCA | EN 60320 | 2148952.04 |

Supus modificărilor.



WAGO Kontakttechnik GmbH & Co. KG
/Representative Office Romania
Sos. Pipera-Tunari nr. 1/1
building 1, 2nd floor | 077190 Voluntari, Ilfov
Tel.: +40-(0)31 421 85 68 | Email: info-RO@wago.com

Aveți întrebări despre produsele noastre?
Vă stăm la dispoziție pentru preluarea apelului la +40 (0) 31 421 85 68.


DEKRA Certification B.V.






Ship Approvals

| Emblemă | Aprobare | Text de aprobare suplimentar | Nume certificat |
|---|---|------------------------------|------------------|
|  | DNV GL Det Norske Veritas, Germanischer Lloyd | - | TAE00001Z6 |
|  | LR Lloyds Register | EN 61535 | 08/20047 (E2) |

UL-Approvals


| Emblemă | Aprobare | Text de aprobare suplimentar | Nume certificat |
|---|--|------------------------------|-----------------|
|  | cULus Underwriters Laboratories Inc. | UL 1977 | E45171 |

Counterpart

| | | |
|--|---|--|
|  | Nr. articol 890-242 Socket; 2-pole; Cod. B; 1,50 mm ² ; gray | www.wago.com/890-242 |
|  | Nr. articol 891-8992/005-103 pre-assembled interconnecting cable; Eca; Socket/plug; 2-pole; Cod. B; Control cable 2 x 1.0 mm ² ; 1 m; 1,00 mm ² ; gray | www.wago.com/891-8992/005-103 |
|  | Nr. articol 891-8992/105-103 pre-assembled connecting cable; Eca; Socket/open-ended; 2-pole; Cod. B; Control cable 2 x 1.0 mm ² ; 1 m; 1,00 mm ² ; gray | www.wago.com/891-8992/105-103 |

Produse compatibile

tools

| | | |
|--|--|--|
|  | Nr. articol: 210-719 Operating tool; Blade: 2.5 x 0.4 mm; with a partially insulated shaft | www.wago.com/210-719 |
|--|--|--|

Supus modificărilor.

WAGO Kontakttechnik GmbH & Co. KG
/Representative Office Romania
Sos. Pipera-Tunari nr. 1/1
building 1, 2nd floor | 077190 Voluntari, Ilfov
Tel.: +40-(0)31 421 85 68 | Email: info-RO@wago.com

Aveți întrebări despre produsele noastre?
Vă stăm la dispoziție pentru preluarea apelului la +40 (0) 31 421 85 68.

Descărcări CAD/CAE-Data

CAD data

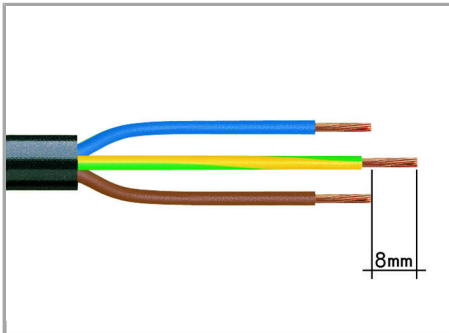
| | | |
|----------------------|---------------------|----------------------------|
| 2D/3D Models 890-752 | URL | Descărcare |
|----------------------|---------------------|----------------------------|

CAE data

| | | |
|---------------------------|---------------------|----------------------------|
| EPLAN Data Portal 890-752 | URL | Descărcare |
|---------------------------|---------------------|----------------------------|

| | | |
|------------------------|---------------------|----------------------------|
| WSCAD Universe 890-752 | URL | Descărcare |
|------------------------|---------------------|----------------------------|


Installation Notes




1. Strip length, outer insulation = 30 mm (2-pole), 37 mm (3-pole), 45 mm (4- and 5-pole)

2. Strip length = 9 mm

3. Extended ground conductor = 8 mm




To terminate fine-stranded conductors, open the clamping unit via screwdriver (2.5 mm blade width) and insert a stripped conductor until it hits backstop. Terminate solid conductors by simply pushing them in.



To terminate fine-stranded conductors, open clamping units via operating tool (890-382) and insert stripped conductors until they hit backstop.

Terminate solid conductors by simply pushing them in.

Supus modificărilor.



To terminate fine-stranded conductors, open clamping units via operating tool (890-383) and insert stripped conductors until they hit backstop.

Terminate solid conductors by simply pushing them in.

Mismatching protection



B-coded connectors with different colors can be plugged together.



B-coded connectors (shown in gray) not only differ in color, but also in their design, making them incompatible with other coded connectors.



Important note:

Different colors and/or pole marking are used for circuit identification.

Only connectors of the same color and same pole marking must be plugged together.

Familie de produse

WINSTA® MINI special

Afișare globală produse din familie.

Supus modificărilor.