

## Fișă tehnică | Număr articol: 231-337/001-000

THT male header; 1.0 x 1.0 mm solder pin; straight; Pin spacing 5.08 mm; 7-pole; orange

[www.wago.com/231-337/001-000](http://www.wago.com/231-337/001-000)



Supus modificărilor.

WAGO Kontakttechnik GmbH & Co. KG  
/Representative Office Romania  
Sos. Pipera-Tunari nr. 1/1  
building 1, 2nd floor | 077190 Voluntari, Ilfov  
Tel.: +40-(0)31 421 85 68 | Email: info-RO@wago.com

Aveți întrebări despre produsele noastre?  
Vă stăm la dispoziție pentru preluarea apelului la +40 (0) 31 421 85 68.



## Descriere articol

- Horizontal or vertical PCB mounting via straight or angled solder pins
- Pin cross-section: 1 x 1 mm
- With coding fingers

### Safety information 1:

The *MULTI CONNECTION SYSTEM (MCS)* is designed without breaking capacity for compliance with DIN EN 61984. When used as intended, MCS Connectors shall not be connected/disconnected when live or under load. The circuit design should ensure header pins, which can be touched, are not live when unmated.

## Date

### Electrical data

#### Ratings per IEC/EN 60664-1

Ratings per	IEC/EN 60664-1
Nominal voltage (III/3)	320 V
Rated surge voltage (III/3)	4 kV
Rated voltage (III/2)	320 V
Rated surge voltage (III/2)	4 kV
Nominal voltage (II/2)	630 V
Rated surge voltage (II/2)	4 kV
Rated current	12 A
Legend (ratings)	(III / 2) ≙ Overvoltage category III / Pollution degree 2

Supus modificărilor.

WAGO Kontakttechnik GmbH & Co. KG  
 /Representative Office Romania  
 Sos. Pipera-Tunari nr. 1/1  
 building 1, 2nd floor | 077190 Voluntari, Ilfov  
 Tel.: +40-(0)31 421 85 68 | Email: info-RO@wago.com

Aveți întrebări despre produsele noastre?  
 Vă stăm la dispoziție pentru preluarea apelului la +40 (0) 31 421 85 68.



### Approvals per UL 1059

Rated voltage UL (Use Group B)	300 V
Rated current UL (Use Group B)	10 A
Rated voltage UL (Use Group D)	300 V
Rated current UL (Use Group D)	10 A
Approvals per	UL 1059

### Approvals per UL 1977

Rated voltage UL 1977	600 V
Rated current UL 1977	10 A

### Approvals per CSA

Rated voltage CSA (Use Group B)	300 V
Rated current CSA (Use Group B)	10 A
Rated voltage CSA (Use Group D)	300 V
Rated current CSA (Use Group D)	10 A

### Connection data

Pole No.	7
Total number of potentials	7
Number of connection types	1
Number of levels	1

### Geometrical Data

Pin spacing	5.08 mm / 0.2 inch
Width	38.68 mm / 1.523 inch
Height	17 mm / 0.669 inch
Height from the surface	12 mm / 0.472 inch
Depth	8.4 mm / 0.331 inch
Solder pin length	5 mm
Solder pin dimensions	1 x 1 mm
Drilled hole diameter with tolerance	1.4 <sup>(+0.1)</sup> mm

### Plug connection

Contact type (pluggable connector)	Male connector/plug
------------------------------------	---------------------

Supus modificărilor.

Connector (connection type)	for PCBs
Mismating protection	No
Mating direction to the PCB	90°

### PCB contact

PCB contact	THT
Solder pin arrangement	over the entire male connector, in line
Number of solder pins per potential	1

### Material Data

Color	orange
Material group	I
Insulation material	Polyamide 66 (PA 66)
Flammability class per UL94	V0
Contact material	Electrolytic copper (E <sub>Cu</sub> )
Contact plating	tin-plated
Fire load	0,042 MJ
Weight	2,3 g

### Environmental Requirements


Limit temperature range	-60 ... +100 °C
-------------------------	-----------------

### Commercial data

Product Group	3 (Multi Conn. System)
Packaging type	BOX
Country of origin	PL
GTIN	4044918865425
Customs tariff number	85366990990

### Aprobări / certificate

#### Country specific Approvals

Emblemă	Aprobare	Text de aprobare suplimentar	Nume certificat
	CSA DEKRA Certification B.V.	C22.2	1466354

Supus modificărilor.




KEMA/KEUR  
DEKRA Certification B.V.



EN 61984

2190761.01







## Ship Approvals

Emblemă	Aprobare	Text de aprobare suplimentar	Nume certificat
	<b>ABS</b> American Bureau of Shipping	-	19- HG1869876- PDA

## UL-Approvals

Emblemă	Aprobare	Text de aprobare suplimentar	Nume certificat
	<b>UL</b> UL International Germany GmbH	UL 1977	E45171
	<b>UR</b> Underwriters Laboratories Inc.	UL 1059	E45172

## Counterpart

	<b>Nr. articol</b> 231-307/026-000 1-conductor female plug; 2.5 mm <sup>2</sup> ; Pin spacing 5.08 mm; 7-pole; 2,50 mm <sup>2</sup> ; orange	<a href="http://www.wago.com/231-307/026-000">www.wago.com/231-307/026-000</a>
	<b>Nr. articol</b> 231-2307/026-000 2-conductor female connector; 2.5 mm <sup>2</sup> ; Pin spacing 5.08 mm; 7-pole; 2,50 mm <sup>2</sup> ; orange	<a href="http://www.wago.com/231-2307/026-000">www.wago.com/231-2307/026-000</a>
	<b>Nr. articol</b> 231-2307/037-000 2-conductor female connector; Locking lever; 2.5 mm <sup>2</sup> ; Pin spacing 5.08 mm; 7-pole; 2,50 mm <sup>2</sup> ; orange	<a href="http://www.wago.com/231-2307/037-000">www.wago.com/231-2307/037-000</a>
	<b>Nr. articol</b> 2231-307/026-000 1-conductor female plug; push-button; 2.5 mm <sup>2</sup> ; Pin spacing 5.08 mm; 7-pole; 2,50 mm <sup>2</sup> ; orange	<a href="http://www.wago.com/2231-307/026-000">www.wago.com/2231-307/026-000</a>
	<b>Nr. articol</b> 2231-307/031-000 1-conductor female plug; push-button; clamping collar; 2.5 mm <sup>2</sup> ; Pin spacing 5.08 mm; 7-pole; 2,50 mm <sup>2</sup> ; orange	<a href="http://www.wago.com/2231-307/031-000">www.wago.com/2231-307/031-000</a>
	<b>Nr. articol</b> 2231-307/037-000 1-conductor female plug; push-button; Locking lever; 2.5 mm <sup>2</sup> ; Pin spacing 5.08 mm; 7-pole; 2,50 mm <sup>2</sup> ; orange	<a href="http://www.wago.com/2231-307/037-000">www.wago.com/2231-307/037-000</a>

Supus modificărilor.

WAGO Kontakttechnik GmbH & Co. KG  
/Representative Office Romania  
Sos. Pipera-Tunari nr. 1/1  
building 1, 2nd floor | 077190 Voluntari, Ilfov  
Tel.: +40-(0)31 421 85 68 | Email: info-RO@wago.com

Aveți întrebări despre produsele noastre?  
Vă stăm la dispoziție pentru preluarea apelului la +40 (0) 31 421 85 68.



**Nr. articol**2231-307/102-000

1-conductor female plug; push-button; with integrated end plate; 2.5 mm<sup>2</sup>; Pin spacing 5.08 mm; 7-pole; 2,50 mm<sup>2</sup>; orange

[www.wago.com/2231-307/102-000](http://www.wago.com/2231-307/102-000)



**Nr. articol**231-307/027-000

1-conductor female plug; clamping collar; 2.5 mm<sup>2</sup>; Pin spacing 5.08 mm; 7-pole; 2,50 mm<sup>2</sup>; orange

[www.wago.com/231-307/027-000](http://www.wago.com/231-307/027-000)



**Nr. articol**231-307/031-000

1-conductor female plug; clamping collar; 2.5 mm<sup>2</sup>; Pin spacing 5.08 mm; 7-pole; 2,50 mm<sup>2</sup>; orange

[www.wago.com/231-307/031-000](http://www.wago.com/231-307/031-000)



**Nr. articol**231-307/037-000

1-conductor female plug; Locking lever; 2.5 mm<sup>2</sup>; Pin spacing 5.08 mm; 7-pole; 2,50 mm<sup>2</sup>; orange

[www.wago.com/231-307/037-000](http://www.wago.com/231-307/037-000)



**Nr. articol**232-407/026-000

1-conductor female plug; angled; 2.5 mm<sup>2</sup>; Pin spacing 5.08 mm; 7-pole; 2,50 mm<sup>2</sup>; orange

[www.wago.com/232-407/026-000](http://www.wago.com/232-407/026-000)



**Nr. articol**232-307/026-000

1-conductor female plug; angled; 2.5 mm<sup>2</sup>; Pin spacing 5.08 mm; 7-pole; 2,50 mm<sup>2</sup>; orange

[www.wago.com/232-307/026-000](http://www.wago.com/232-307/026-000)



**Nr. articol**231-307/102-000

1-conductor female plug; with integrated end plate; 2.5 mm<sup>2</sup>; Pin spacing 5.08 mm; 7-pole; 2,50 mm<sup>2</sup>; orange

[www.wago.com/231-307/102-000](http://www.wago.com/231-307/102-000)

## Produse compatibile

### Coding



**Nr. articol:** 231-129

Coding key; snap-on type; light gray

[www.wago.com/231-129](http://www.wago.com/231-129)



**Nr. articol:** 231-500

Spacer; for formation of groups; light gray

[www.wago.com/231-500](http://www.wago.com/231-500)

### Marking accessories



**Nr. articol:** 210-833

Marking strips; on reel; 6 mm wide; plain; Self-adhesive; white

[www.wago.com/210-833](http://www.wago.com/210-833)



**Nr. articol:** 210-834

Marking strips; on reel; 5 mm wide; plain; Self-adhesive; white

[www.wago.com/210-834](http://www.wago.com/210-834)

Supus modificărilor.



## Descărcări

### Documentation

#### Additional Information

Technical explanations	Apr 3, 2019	pdf 3,6 MB	Descărcare
------------------------	-------------	---------------	------------

### CAD/CAE-Data

#### CAD data

2D/3D Models 231-337/001-000	URL	Descărcare
------------------------------	-----	------------

#### CAE data

EPLAN Data Portal 231-337/001-000	URL	Descărcare
-----------------------------------	-----	------------

### PCB Design

Symbol and Footprint 231-337/001-000	URL	Descărcare
--------------------------------------	-----	------------

CAX data for your PCB design, consisting of "schematic symbols and PCB footprints", allow easy integration of the WAGO component into your development environment.

#### Supported formats:

- Accel EDA 14 & 15
- Altium 6 to current version
- Cadence Allegro
- DesignSpark
- Eagle Libraries
- KiCad
- Mentor Graphics BoardStation
- Mentor Graphics Design Architect
- Mentor Graphics Design Expedition 99 and 2000
- OrCAD 9.X PCB and Capture
- PADS PowerPCB 3, 3.5, 4.X, and 5.X
- PADS PowerPCB and PowerLogic 3.0
- PCAD 2000, 2001, 2002, 2004, and 2006
- Pulsonix 8.5 or newer
- STL
- 3D STEP

Supus modificărilor.

WAGO Kontakttechnik GmbH & Co. KG  
/Representative Office Romania  
Sos. Pipera-Tunari nr. 1/1  
building 1, 2nd floor | 077190 Voluntari, Ilfov  
Tel.: +40-(0)31 421 85 68 | Email: info-RO@wago.com

Aveți întrebări despre produsele noastre?

Vă stăm la dispoziție pentru preluarea apelului la +40 (0) 31 421 85 68.


- TARGET 3001!
- View Logic ViewDraw
- Quadcept
- Zuken CadStar 3 and 4
- Zuken CR-5000 and CR-8000

PCB Component Libraries (EDA), PCB CAD Library Ultra Librarian

---

## Installation Notes

### Coding



Coding a male header – fitting coding key(s).

## Familie de produse

<i>MCS</i> MIDI Classic

Afișare globală produse din familie.

Supus modificărilor.