


Fișă tehnică | Număr articol: 721-463/001-040

THT male header; 1.2 x 1.2 mm solder pin; angled; 100% protected against mismatching; Preceding ground contact; Pin spacing 5 mm; 3-pole; light gray

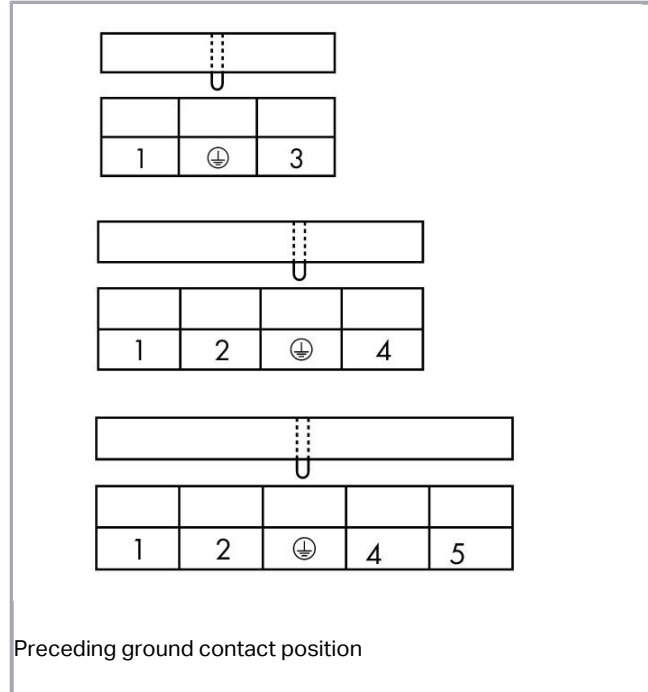
[www.wago.com/721-463/001-040](http://www.wago.com/721-463/001-040)



RoHS  Compliant

[BOMcheck.net](https://www.bomcheck.net)

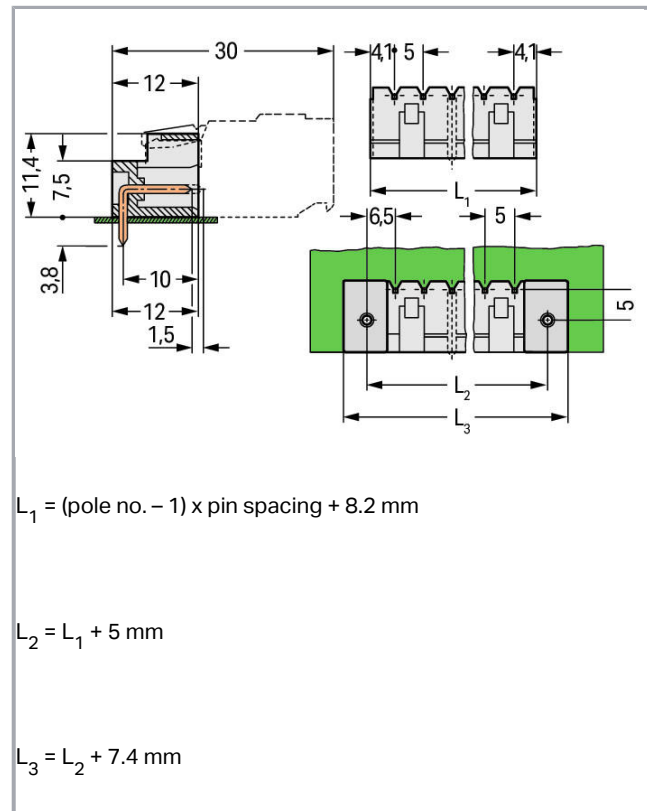
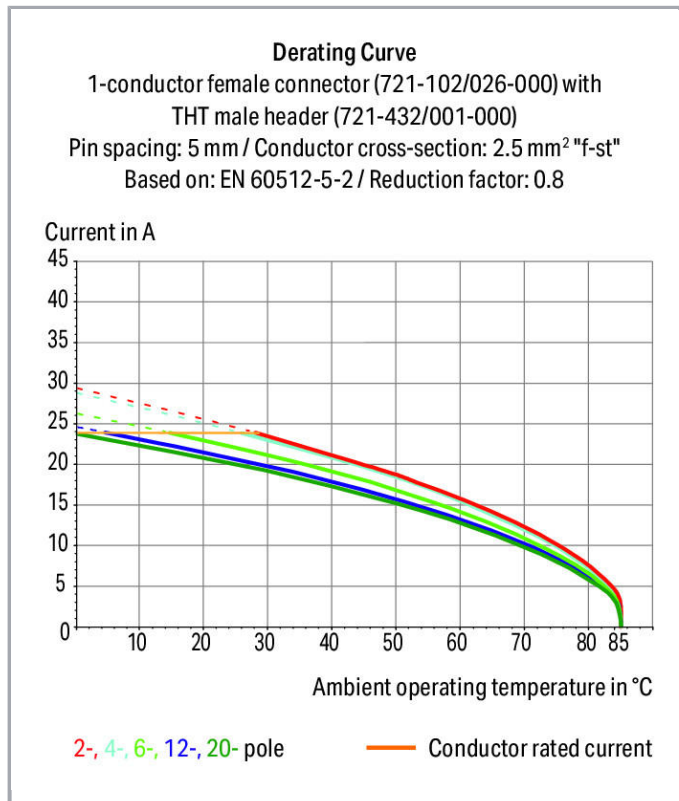
Culoare: ■



Supus modificărilor.

WAGO Kontakttechnik GmbH & Co. KG  
/Representative Office Romania  
Sos. Pipera-Tunari nr. 1/1  
building 1, 2nd floor | 077190 Voluntari, Ilfov  
Tel.: +40-(0)31 421 85 68 | Email: [info-RO@wago.com](mailto:info-RO@wago.com)

Aveți întrebări despre produsele noastre?  
Vă stăm la dispoziție pentru preluarea apelului la +40 (0) 31 421 85 68.



## Descriere articol

- Horizontal or vertical PCB mounting via straight or angled solder pins
- 1.2 x 1.2 mm solder pins allow nominal current up to 16 A, enhancing stability of header headers
- 100 % protected against mismatching
- With coding fingers

### Safety information 1:

The MCS – MULTI CONNECTION SYSTEM includes connectors without breaking capacity in accordance with DIN EN 61984. When used as intended, these connectors must not be connected/disconnected when live or under load. The circuit design should ensure header pins, which can be touched, are not live when unmated.

## Date

### Electrical data

### Ratings per IEC/EN 60664-1

Ratings per	IEC/EN 60664-1
Nominal voltage (III/3)	250 V

Supus modificărilor.

WAGO Kontakttechnik GmbH & Co. KG  
/Representative Office Romania  
Sos. Pipera-Tunari nr. 1/1  
building 1, 2nd floor | 077190 Voluntari, Ilfov  
Tel.: +40-(0)31 421 85 68 | Email: info-RO@wago.com

Aveți întrebări despre produsele noastre?  
Vă stăm la dispoziție pentru preluarea apelului la +40 (0) 31 421 85 68.



Rated surge voltage (III/3)	4 kV
Rated voltage (III/2)	320 V
Rated surge voltage (III/2)	4 kV
Nominal voltage (II/2)	630 V
Rated surge voltage (II/2)	4 kV
Rated current	16 A
Legend (ratings)	(III / 2) $\triangleq$ Overvoltage category III / Pollution degree 2

### Approvals per UL 1059

Rated voltage UL (Use Group B)	300 V
Rated current UL (Use Group B)	15 A
Rated voltage UL (Use Group D)	300 V
Rated current UL (Use Group D)	10 A
Approvals per	UL 1059

### Approvals per UL 1977

Rated voltage UL 1977	600 V
Rated current UL 1977	15 A

### Approvals per CSA

Rated voltage CSA (Use Group B)	300 V
Rated current CSA (Use Group B)	15 A
Rated voltage CSA (Use Group D)	300 V
Rated current CSA (Use Group D)	10 A

### Connection data

Pole No.	3
Total number of potentials	3
Number of connection types	1
Number of levels	1
Ground function	with preceding ground contact

### Geometrical Data

Pin spacing	5 mm / 0.197 inch
Width	18,2 mm / 0.717 inch
Height	15,2 mm / 0.598 inch

Supus modificărilor.

WAGO Kontakttechnik GmbH & Co. KG  
 /Representative Office Romania  
 Sos. Pipera-Tunari nr. 1/1  
 building 1, 2nd floor | 077190 Voluntari, Ilfov  
 Tel.: +40-(0)31 421 85 68 | Email: info-RO@wago.com

Aveți întrebări despre produsele noastre?  
 Vă stăm la dispoziție pentru preluarea apelului la +40 (0) 31 421 85 68.



Height from the surface	11,4 mm / 0.449 inch
Depth	12 mm / 0.472 inch
Solder pin length	3,8 mm
Solder pin dimensions	1,2 x 1,2 mm
Drilled hole diameter with tolerance	1,7 <sup>(+0,1)</sup> mm

### Plug connection

Contact type (pluggable connector)	Male connector/plug
Connector (connection type)	for PCB
Mismating protection	Yes
Mating direction to the PCB	0°

### PCB contact

PCB contact	THT
Solder pin arrangement	over the entire male connector (in-line)
Number of solder pins per potential	1

### Material Data

Color	light gray
Material group	I
Insulation material	Polyamide 66 (PA 66)
Flammability class per UL94	V0
Contact material	Electrolytic copper (E <sub>Cu</sub> )
Contact plating	tin-plated
Fire load	0,023 MJ
Weight	1,4 g

### Environmental Requirements

Limit temperature range	-60 ... +100 °C
-------------------------	-----------------

### Commercial data

Product Group	3 (Multi Conn. System)
Packaging type	BOX
Country of origin	PL
GTIN	4044918945585

Supus modificărilor.

WAGO Kontakttechnik GmbH & Co. KG  
 /Representative Office Romania  
 Sos. Pipera-Tunari nr. 1/1  
 building 1, 2nd floor | 077190 Voluntari, Ilfov  
 Tel.: +40-(0)31 421 85 68 | Email: info-RO@wago.com


Aveți întrebări despre produsele noastre?  
 Vă stăm la dispoziție pentru preluarea apelului la +40 (0) 31 421 85 68.

Customs tariff number



85366990990

## Aprobări / certificate



### Country specific Approvals

Emblemă	Aprobare	Text de aprobare suplimentar	Nume certificat
	<b>KEMA/KEUR</b> DEKRA Certification B.V.	EN 61984	2190761.01

### Ship Approvals

Emblemă	Aprobare	Text de aprobare suplimentar	Nume certificat
	<b>ABS</b> American Bureau of Shipping	-	19- HG1869876- PDA
	<b>DNV GL</b> Det Norske Veritas, Germanischer Lloyd	-	TAE000016Z

### UL-Approvals

Emblemă	Aprobare	Text de aprobare suplimentar	Nume certificat
	<b>UL</b> Underwriters Laboratories Inc.	UL 1059	20190731- E45172
	<b>UR</b> UL International Germany GmbH	UL 1977	E45171

### Counterpart



Nr. articol 721-103/026-000

1-conductor female plug; 100% protected against mismatching; 2.5 mm<sup>2</sup>; Pin spacing 5 mm; 3-pole; 2,50 mm<sup>2</sup>; light gray[www.wago.com/721-103/026-000](http://www.wago.com/721-103/026-000)

Supus modificărilor.

WAGO Kontakttechnik GmbH & Co. KG  
/Representative Office Romania  
Sos. Pipera-Tunari nr. 1/1  
building 1, 2nd floor | 077190 Voluntari, Ilfov  
Tel.: +40-(0)31 421 85 68 | Email: info-RO@wago.com

Aveți întrebări despre produsele noastre?  
Vă stăm la dispoziție pentru preluarea apelului la +40 (0) 31 421 85 68.

## Produse compatibile

### Marking accessories



**Nr. articol: 210-833**  
Marking strips; on reel; 6 mm wide; plain; Self-adhesive; white

[www.wago.com/210-833](http://www.wago.com/210-833)



**Nr. articol: 210-834**  
Marking strips; on reel; 5 mm wide; plain; Self-adhesive; white

[www.wago.com/210-834](http://www.wago.com/210-834)

### Coding



**Nr. articol: 231-129**  
Coding key; snap-on type; light gray

[www.wago.com/231-129](http://www.wago.com/231-129)

### Female plug



**Nr. articol: 2721-103/026-000**  
1-conductor female plug; 100% protected against mismatching; push-button; 2.5 mm<sup>2</sup>; Pin spacing 5 mm; 3-pole; 2,50 mm<sup>2</sup>; light gray

[www.wago.com/2721-103/026-000](http://www.wago.com/2721-103/026-000)



**Nr. articol: 2721-103/037-000**  
1-conductor female plug; 100% protected against mismatching; push-button; Locking lever; 2.5 mm<sup>2</sup>; Pin spacing 5 mm; 3-pole; 2,50 mm<sup>2</sup>; light gray

[www.wago.com/2721-103/037-000](http://www.wago.com/2721-103/037-000)



**Nr. articol: 721-103/037-000**  
1-conductor female plug; 100% protected against mismatching; Locking lever; 2.5 mm<sup>2</sup>; Pin spacing 5 mm; 3-pole; 2,50 mm<sup>2</sup>; light gray

[www.wago.com/721-103/037-000](http://www.wago.com/721-103/037-000)



**Nr. articol: 721-303/008-000**  
1-conductor female plug; angled; 100% protected against mismatching; Snap-in mounting feet; 2.5 mm<sup>2</sup>; Pin spacing 5 mm; 3-pole; 2,50 mm<sup>2</sup>; light gray

[www.wago.com/721-303/008-000](http://www.wago.com/721-303/008-000)



**Nr. articol: 721-303/031-000**  
1-conductor female plug; angled; 100% protected against mismatching; clamping collar; 2.5 mm<sup>2</sup>; Pin spacing 5 mm; 3-pole; 2,50 mm<sup>2</sup>; light gray

[www.wago.com/721-303/031-000](http://www.wago.com/721-303/031-000)



**Nr. articol: 722-133**  
THT female header; 0.6 x 1.0 mm solder pin; straight; 100% protected against mismatching; Pin spacing 5 mm; 3-pole; light gray

[www.wago.com/722-133](http://www.wago.com/722-133)



**Nr. articol: 722-133/031-000**  
THT female header; 0.6 x 1.0 mm solder pin; straight; 100% protected against mismatching; clamping collar; Pin spacing 5 mm; 3-pole; light gray

[www.wago.com/722-133/031-000](http://www.wago.com/722-133/031-000)



**Nr. articol: 722-133/039-000**  
THT female header; 0.6 x 1.0 mm solder pin; straight; 100% protected against mismatching; Locking lever; Pin spacing 5 mm; 3-pole; light gray

[www.wago.com/722-133/039-000](http://www.wago.com/722-133/039-000)



**Nr. articol: 722-133/047-000**  
THT female header; 0.6 x 1.0 mm solder pin; straight; 100% protected against mismatching; Spacer flange; Pin spacing 5 mm; 3-pole; light gray

[www.wago.com/722-133/047-000](http://www.wago.com/722-133/047-000)

Supus modificărilor.



**Nr. articol: 722-203/026-000**

1-conductor female plug; angled; 100% protected against mismating; 2.5 mm<sup>2</sup>; Pin spacing 5 mm; 3-pole; 2,50 mm<sup>2</sup>; light gray

[www.wago.com/722-203/026-000](http://www.wago.com/722-203/026-000)



**Nr. articol: 722-233**

THT female header; 0.6 x 1.0 mm solder pin; angled; 100% protected against mismating; Pin spacing 5 mm; 3-pole; light gray

[www.wago.com/722-233](http://www.wago.com/722-233)



**Nr. articol: 722-233/031-000**

THT female header; 0.6 x 1.0 mm solder pin; angled; 100% protected against mismating; clamping collar; Pin spacing 5 mm; 3-pole; light gray

[www.wago.com/722-233/031-000](http://www.wago.com/722-233/031-000)



**Nr. articol: 722-233/039-000**

THT female header; 0.6 x 1.0 mm solder pin; angled; 100% protected against mismating; Locking lever; Pin spacing 5 mm; 3-pole; light gray

[www.wago.com/722-233/039-000](http://www.wago.com/722-233/039-000)



**Nr. articol: 722-233/047-000**

THT female header; 0.6 x 1.0 mm solder pin; angled; 100% protected against mismating; Spacer flange; Pin spacing 5 mm; 3-pole; light gray

[www.wago.com/722-233/047-000](http://www.wago.com/722-233/047-000)

## Descărcări Documentation

### Additional Information

Technical explanations

Apr 3, 2019

pdf  
3,6 MB

Descărcare

## CAD/CAE-Data

### CAD data

2D/3D Models 721-463/001-040

URL

Descărcare

### CAE data

EPLAN Data Portal 721-463/001-040

URL

Descărcare

### PCB Design

Symbol and Footprint 721-463/001-040

URL

Descărcare

CAX data for your PCB design, consisting of "schematic symbols and PCB footprints", allow easy integration of the WAGO component into your development environment.

### Supported formats:

- Accel EDA 14 & 15
- Altium 6 to current version
- Cadence Allegro

Supus modificărilor.


- DesignSpark
- Eagle Libraries
- KiCad
- Mentor Graphics BoardStation
- Mentor Graphics Design Architect
- Mentor Graphics Design Expedition 99 and 2000
- OrCAD 9.X PCB and Capture
- PADS PowerPCB 3, 3.5, 4.X, and 5.X
- PADS PowerPCB and PowerLogic 3.0
- PCAD 2000, 2001, 2002, 2004, and 2006
- Pulsonix 8.5 or newer
- STL
- 3D STEP
- TARGET 3001!
- View Logic ViewDraw
- Quadcept
- Zuken CadStar 3 and 4
- Zuken CR-5000 and CR-8000

PCB Component Libraries (EDA), PCB CAD Library Ultra Librarian

---

## Installation Notes

### Coding



Coding a male header – fitting coding key(s).

## Familie de produse

<i>MCS</i> MIDI

Afișare globală produse din familie.

Supus modificărilor.