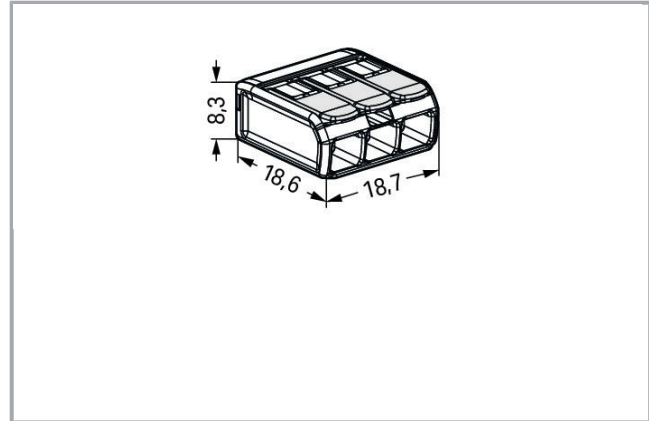
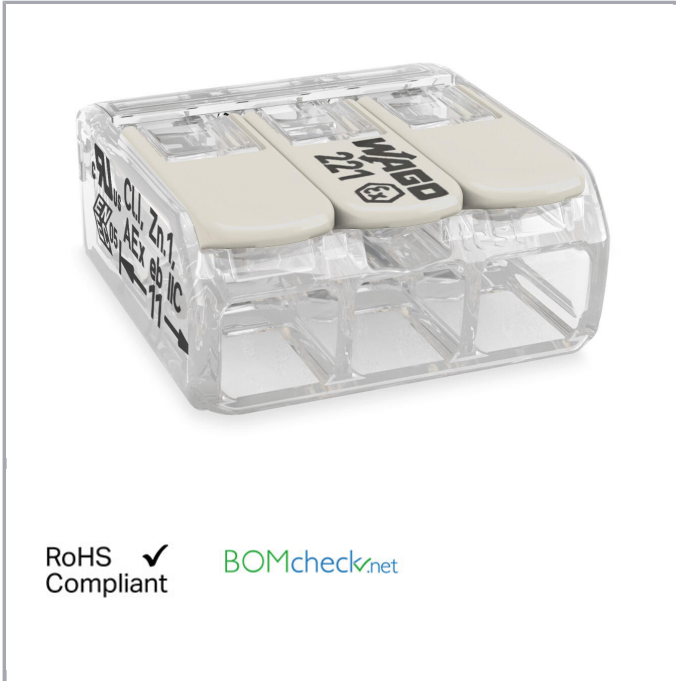


## Fișă tehnică | Număr articol: 221-483

COMPACT Splicing Connector; for all conductor types; for Ex e applications;  
max. 4 mm<sup>2</sup>; 3-conductor; with levers; transparent housing; Operating  
temperature (max.): 105 °C; 4,00 mm<sup>2</sup>; transparent

[www.wago.com/221-483](http://www.wago.com/221-483)



### Descriere articol

Your Benefits:

- Ease of use – pull the lever up, insert a conductor and push the lever back down
- Available as 2-, 3- and 5-wire connectors
- Easily terminate conductors from 0.14 to 4 mm<sup>2</sup>
- Connect solid, stranded and fine-stranded conductors
- Time savings for installers and device manufacturers
- Quickly install devices with higher levels of power consumption
- Safely install long cable runs with larger conductor cross sections
- Mounting carrier for installation conforms to standards
- Working voltages of 275 V or 440 V
- Custom carriers are possible
- ATEX (Ex 2 II G), IECEx (Ex eb IIC Gb) Zone 1, 2
- IECEx (Ex eb IIC Gb), American Ex (AEx eb IICGb) / Class 1, Zone 1

### Safety information 1:

Supus modificărilor.

WAGO Kontakttechnik GmbH & Co. KG  
/Representative Office Romania  
Sos. Pipera-Tunari nr. 1/1  
building 1, 2nd floor | 077190 Voluntari, Ilfov  
Tel.: +40-(0)31 421 85 68 | Email: [info-RO@wago.com](mailto:info-RO@wago.com)

Aveți întrebări despre produsele noastre?  
Vă stăm la dispoziție pentru preluarea apelului la +40 (0) 31 421 85 68.



The permissible operating voltage of the connector with carrier (440 V or 275 V) depends on the mounting type.

#### Safety information 2:

Only approved in conjunction with a mounting carrier (221-501). Other carriers are possible, see certificate/file. The connectors must be installed in an enclosure meeting the requirements of a recognized protection type per EN 60079-0, Section 1 or EN 60079-31. When installing the connectors in an enclosure of protection type "eb" (increased safety) per EN 60079-7, the clearances and creepage distances of Table 2 for this standard must be observed. See point 1 for the use of accessories. The connectors can be used both in Group II and Group I, as the standard requirements are identical in this case.

The use of these components requires a new assessment by a notified certification agency.

## Date

### Electrical data

#### Ratings per IEC/EN 60664-1

Ratings per	IEC/EN 60079-7
-------------	----------------

#### Approvals per UL 1059

Rated voltage UL (Use Group C)	440 V
Rated current UL (Use Group C)	20 A
Approvals per	UL 60079

#### Approvals Ex

Rated voltage EN (Ex e II)	440 V
Rated current (Ex e II)	32 A

### Connection data

Connection technology	CAGE CLAMP®
Actuation type	Lever
Connectable conductor materials	Copper
Nominal cross-section	4 mm <sup>2</sup>
Solid conductor	0,2 ... 4 mm <sup>2</sup> / 24 ... 12 AWG
Stranded conductor	0,2 ... 4 mm <sup>2</sup> / 24 ... 12 AWG
Fine-stranded conductor	0,14 ... 4 mm <sup>2</sup> / 24 ... 12 AWG
Strip length	11 mm / 0.43 inch
Total number of connection points	3
Total number of potentials	1
Wiring type	Side-entry wiring

Supus modificărilor.

WAGO Kontakttechnik GmbH & Co. KG  
 /Representative Office Romania  
 Sos. Pipera-Tunari nr. 1/1  
 building 1, 2nd floor | 077190 Voluntari, Ilfov  
 Tel.: +40-(0)31 421 85 68 | Email: info-RO@wago.com

Aveți întrebări despre produsele noastre?  
 Vă stăm la dispoziție pentru preluarea apelului la +40 (0) 31 421 85 68.

## Geometrical Data

Width	18,7 mm / 0.736 inch
Height	8,3 mm / 0.327 inch
Depth	18,6 mm / 0.732 inch

## Material Data

Color	transparent
Flammability class per UL94	V2
Weight	2,7 g

## Environmental Requirements



Continuous operating temperature	105 °C
----------------------------------	--------

## Commercial data

Packaging type	BOX
Country of origin	DE
GTIN	4055143837347
Customs tariff number	85369010000

## Aprobări / certificate

### Ex-Approvals

Emblemă	Aprobare	Text de aprobare suplimentar	Nume certificat
	AEx Underwriters Laboratories Inc.	UL 60079	20190228- E185892
	ATEX Physikalisch Technische Bundesanstalt	IEC 60079-0	PTB 18 ATEX 1019 U
	IECEX Physikalisch Technische Bundesanstalt	IEC 60079-0	IECEX PTB 18.0045U (Ex eb IIC Gb)



### Country specific Approvals

Nume

Supus modificărilor.

WAGO Kontakttechnik GmbH & Co. KG  
/Representative Office Romania  
Sos. Pipera-Tunari nr. 1/1  
building 1, 2nd floor | 077190 Voluntari, Ilfov  
Tel.: +40-(0)31 421 85 68 | Email: info-RO@wago.com



Aveți întrebări despre produsele noastre?  
Vă stăm la dispoziție pentru preluarea apelului la +40 (0) 31 421 85 68.

Emblemă	Aprobare	Text de aprobare suplimentar	certificat
	CCA DEKRA Certification B.V.	EN 60998	NTR NL-7642
	CCA DEKRA Certification B.V.	EN 60998	71-101731

## Counterpart

## Produse compatibile

### Mounting adapter

	<b>Nr. articol: 221-500/000-006</b> Mounting carrier; 221 Series - 4 mm <sup>2</sup> ; for DIN-35 rail mounting/screw mounting; blue	<a href="http://www.wago.com/221-500/000-006">www.wago.com/221-500/000-006</a>
	<b>Nr. articol: 221-501</b> Mounting carrier; for Ex applications; 221 Series - 4 mm <sup>2</sup> ; for DIN-35 rail mounting/screw mounting; light gray	<a href="http://www.wago.com/221-501">www.wago.com/221-501</a>

## Descărcări

### Documentation

#### Additional Information

Technical explanations	Apr 3, 2019	pdf 2,1 MB	Descărcare
------------------------	-------------	---------------	------------


### System Description

System Description 221-482, 221-483, 221-485	pdf 1,2 MB	Descărcare
System Description 221-482, 221-483, 221-485		


## Installation Notes

### Conductor termination


Supus modificărilor.



Strip conductor to 11 mm (0.43 inch).




Then, lower the lever to close the clamp.




Termination: Lift the lever to open the clamping unit and insert a stripped conductor.


### Installation




Inserting a connector into the mounting carrier.



Removing a connector from the mounting carrier.




Removing a conductor.



Mounting type (440 V)  
Using spacers between the connectors.



Mounting type (440 V)  
Vertical mounting on DIN-35 rail



Mounting type (440 V)  
Horizontal screw mounting on a flat surface

Supus modificărilor.


WAGO Kontakttechnik GmbH & Co. KG  
/Representative Office Romania  
Sos. Pipera-Tunari nr. 1/1  
building 1, 2nd floor | 077190 Voluntari, Ilfov  
Tel.: +40-(0)31 421 85 68 | Email: info-RO@wago.com

Aveți întrebări despre produsele noastre?  
Vă stăm la dispoziție pentru preluarea apelului la +40 (0) 31 421 85 68.




**Mounting type (440 V)**

Mounting the carrier via non-conductive screws.




**Mounting type (275 V)**

No spacers are used between the connectors.



**Mounting type (275 V)**

Mounting the carrier using conductive screws.



Easily test inserted connectors in the carrier – without considering the type of mounting.

Supus modificărilor.