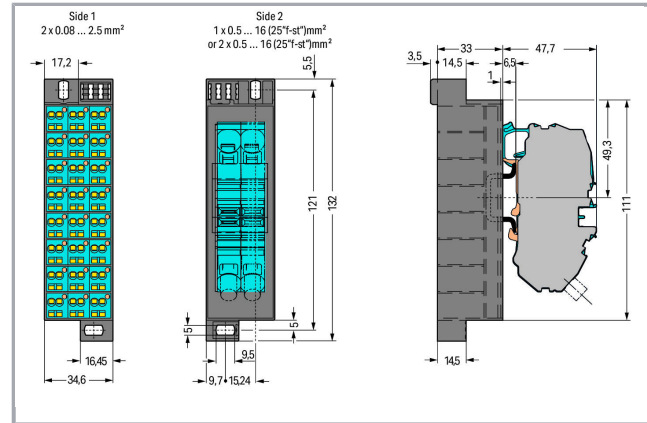



Fișă tehnică | Număr articol: 726-632

Common potential matrix patchboard; Marking 1-24; with 2 input modules incl. end plate; Color of modules: blue; Numbering of modules arranged vertically; for 19" racks; Slimline version; 2,50 mm²; gentian blue



www.wago.com/726-632



Date

Electrical data

Ratings per IEC/EN 60664-1

Rated current	24 A
Rated current 2	76 A

Connection data

Connection type (1)	Page 1
Connection technology	CAGE CLAMP®
Number of connection points (connection type)	2

Supus modificărilor.

WAGO Kontakttechnik GmbH & Co. KG
/Representative Office Romania
Sos. Pipera-Tunari nr. 1/1
building 1, 2nd floor | 077190 Voluntari, Ilfov
Tel.: +40-(0)31 421 85 68 | Email: info-RO@wago.com

Aveți întrebări despre produsele noastre?
Vă stăm la dispoziție pentru preluarea apelului la +40 (0) 31 421 85 68.



Actuation type	Operating tool
Connectable conductor materials	Copper
Solid conductor	0,08 ... 2,5 mm ² / 28 ... 14 AWG
Fine-stranded conductor	0,08 ... 2,5 mm ² / 28 ... 14 AWG
Strip length	8 ... 10 mm / 0.31 ... 0.39 inch
Connection type 2	Page 2
Number of connection points	2
Solid conductor 2	0,2 ... 16 mm ² / 24 ... 6 AWG
Fine-stranded conductor 2	0,2 ... 16 mm ² / 24 ... 6 AWG
Strip length 2	16 ... 17 mm / 0.63 ... 0.67 inch
Wiring type	Front-entry wiring

Geometrical Data

Width	34,6 mm / 1.362 inch
Height	132 mm / 5.197 inch
Depth	80,7 mm / 3.177 inch

Mechanical data

Design	slimline
Marking	1 ... 24

Material Data

Color	gentian blue
Module color	blue
Weight	246,9 g

Commercial data

Packaging type	BOX
Country of origin	DE
GTIN	4055143608480
Customs tariff number	85369010000

Aprobări / certificate

Country specific Approvals

Emblemă	Aprobare	Text de aprobare suplimentar	Nume certificat
	CCA	EN 60998	NTR NL-

Supus modificărilor.

CCA

DEKRA Certification B.V.

7623



KEMA/KEUR
DEKRA Certification B.V.

EN 60998

71-
100850

Counterpart

Descărcări Documentation

Additional Information

Technical explanations


Apr 3, 2019

pdf
2,1 MB

Descărcare

Installation Notes

Inserting a conductor




CAGE CLAMP® connection


Inserting a conductor via 210-719 Operating Tool (2.5 x 0.4 mm blade).

Testing


Supus modificărilor.



Testing with a 2.3 mm Ø test plug (210-137).




Snapping on an additional module with contact to mounting frame.




Assembling a matrix patchboard with additional module – direct connection to the mounting frame.

Marking



Factory-marked modules



WFB continuous marking strip – fits into the matrix patchboards' marker slot and group marker carrier.



Individual group marking via WSB Quick Marking System.

Side 1: 1, 2, 3, 4 ...

Supus modificărilor.